

A close-up photograph of a surgical nurse practitioner is the background of the page. She is wearing a blue surgical cap and a light blue surgical mask. Her eyes are visible above the mask, and she is looking directly at the camera with a neutral expression. The background is a blurred surgical setting.

**Essential Surgical Skills for  
Surgical Nurse Practitioners**

**Feedback - October 2017**

## Essential Surgical Skills for Surgical Nurse Practitioners

This course, led and delivered by surgeons, was aimed at providing surgical nurse practitioners and theatre nurses a structured programme to learn fundamental surgical skills and techniques that can be applicable across all surgical specialities.

The delegates were introduced to the safe principles underpinning various basic surgical techniques with individual tuition under the direct supervision of surgeons. Participants were assessed throughout the course and a certificate was issued upon successful completion to verify participation.

The course was held over two days with a series of practical demonstrations and hands-on sessions. Techniques practiced on prepared animal tissue, synthetic models and simulation.

### Course Information

<b>Course date:</b>	<b>7<sup>th</sup> - 8<sup>th</sup> October 2017</b>
<b>Venue:</b>	<b>Postgraduate Education Centre, Manchester Royal Infirmary, Oxford Road, Manchester</b>
<b>Attendance:</b>	<b>26 delegates</b>
<b>Aimed at:</b>	<ul style="list-style-type: none"><li>• <b>Surgical Nurse Practitioners</b></li><li>• <b>Theatre Nurses</b></li><li>• <b>Peri-operative Nurse Practitioners</b></li><li>• <b>Advanced Nurse Practitioners</b></li><li>• <b>Scrub Nurses</b></li></ul>
<b>Course fee:</b>	<b>£225.00</b>



### Learning Outcomes

- Develop a sound understanding of sutures, suture materials and needles.
- Appropriately handle commonly used surgical instruments in a safe manner.
- Create and secure surgical knots.
- Perform instrument tie.
- Appreciate the mechanism of action and safe dosage of local anaesthetics.
- Carry out the following suturing techniques – interrupted, horizontal and vertical mattress, continuous and sub-cuticular.
- Understand the principles of using safe diathermy.
- Perform, using a safe and effective technique, excision of skin lesions and cysts; abscess drainage and excision; and wound management and debridement.
- Insert and fix wound drains.
- Understand basic laparoscopy skills, instrumentation and hand-eye coordination.

# Course Programme

## DAY 1

0800 - 0830	Registration	
0830 - 0845	Welcome and Introduction	K Gajanan, S Enoch, T Hardcastle.
0845 - 0930	Instruments and Handling	K Gajanan, T Hardcastle
0930 - 1030	Knot-tying - Reef knot	K Gajanan

### 1030 - 1045 Break for Refreshments

1045 - 1215	Surgeon's Knot, Instrument tie and Knot tying at depth	V Beale, K Gajanan
-------------	--	--------------------

### 1215 - 1300 Break for Lunch

1300 - 1345	Suturing Materials and Types of Needles	V Beale
1345 - 1500	Interrupted suture - Mattress-Horizontal Vertical	N Tsapralis, K Gajanan

### 1500 - 1515 Break for Refreshments

1515 - 1645	Deep layer closure Continuous suture Subcuticular suture Excision of lesion and closure	Y Hijazi, K Gajanan
1645	Discussion and Finish	

# Course Programme

## DAY 2

0830 - 0845	Introduction and discussion	K Gajanan
0845 - 0915	Revision of Day 1	KG/VB/NT
0915 - 1000	Objective Structured Assessment of Skills	VB/YH/NT/AV
1000 - 1030	o Principles of Local Anaesthetics and Minor Surgery	N Tsapralis

### 1030 - 1045 Break for Refreshments

1045 - 1215	o Cyst removal o Insertion and fixation of drains	K Gajanan, Y Hijazi
1215 - 1315	o Debridement o Abscess drainage and excision o Wound Management	I Mallick, V Beale

### 1315 - 1400 Break for Lunch

1400 - 1430	Diathermy	A Vlachogiorgos
1430 - 1615	Laparoscopy skills - o Basic Skills o Instrumentation o Hand-eye coordination o Polomints o Knot tying o Sugar cubes stacking	I Mallick VB/YH/AV
1615 - 1630	Summary, feedback and close	

## Faculty

**Mr Kantappa Gajanan, MBBS, MS**

Course Convenor

Speciality Doctor in Plastic Surgery

Christie Hospital, Manchester

**Mr Apostolos Vlachogiorgos**

Speciality Registrar

The Christie Hospital, Manchester

**Mr Ashutosh O Gumber, MBBS, MRCS, MS, MCh (General Surgery)**

Surgical Registrar in Colorectal Surgery

Queen Alexandra Hospital, Portsmouth

**Mr Faisal F Butt , MBBS, MRCSed**

Speciality Registrar in Trauma and Orthopaedics

Royal Berkshire Hospital, Reading

**Mr Farhan Khalid, BDS, MFDS, FFD, MBChB, MRCSEd**

Speciality Registrar in Maxillofacial Surgery

Arrowe Park Hospital, Wirral

**Mr Han Hong Chong, MBChB, MRCS(Ed)**

Speciality Registrar in Trauma and Orthopaedics

Lincoln County Hospital, Lincoln

**Mr Ismail Mallick, MBBS, MRCS, PhD, MS, FEBS, FRCS**

Consultant in Colorectal Surgery

Royal Bournemouth Hospital, Bournemouth

**Mr James Kennedy, MBChB, BSc (Hons), MRCS**

Speciality Registrar in Trauma and Orthopaedics

Wythenshawe Hospital

**Dr Joshua Thompson, MBChB, BSC**

Registrar in Trauma and Orthopaedics

Stepping Hill Hospital, Stockport

**Mr Karim Iqbal, MBBS, MRCS**

Speciality Trainee

Royal Sussex County Hospital, Brighton

## Faculty

**Mr Lee Hoggett, MBChB (Hons), MRCSEd**  
Speciality Registrar in Trauma and Orthopaedics  
Royal Bolton Hospital, Bolton

**Dr Mark Bowers, MBChB, BA**  
Speciality Trainee  
Royal Preston Hospital

**Mr Nik Tsapralis**  
Speciality Registrar  
The Christie Hospital, Manchester

**Ms Rebecca Varley, MBChB, MRCS (Eng)**  
Registrar in Emergency Medicine  
Manchester Royal Infirmary, Manchester

**Mr Saleh Nasser Aldallal, BChD, MFDS (Ed), MSc**  
Registrar in Oral & Maxillofacial Surgery  
East Lancashire Hospitals NHS Trust

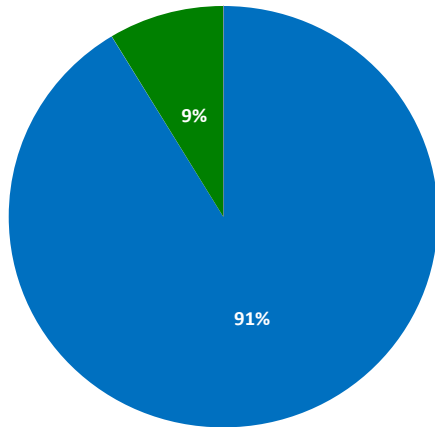
**Ms Teresa Hardcastle**  
Edge Hill University

**Ms Victoria Beale**  
Consultant in Maxillofacial Surgery  
Central Manchester Foundation Trust

**Mr Yasser Hijazi**  
Speciality Registrar  
The Christie Hospital, Manchester

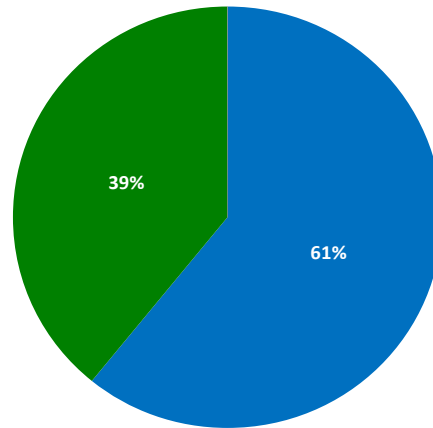
# Overall Teaching Feedback

How was the content of the course?



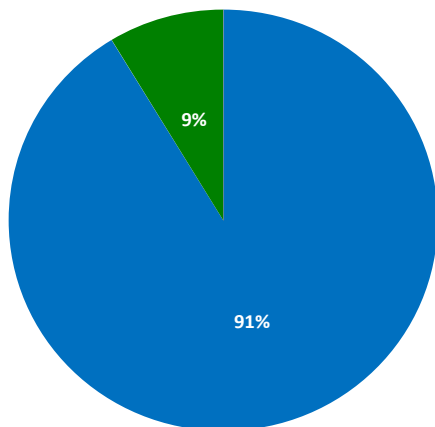
■ Excellent ■ Good ■ Neutral ■ Fair ■ Poor

How was the clarity of demonstrations?



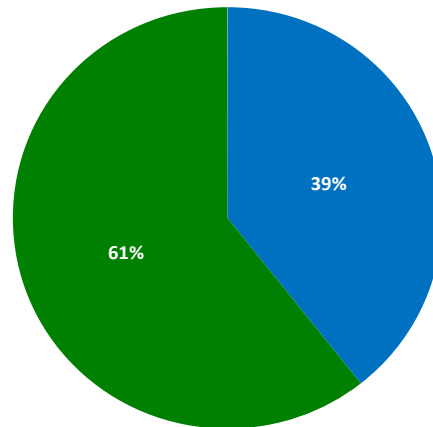
■ Excellent ■ Good ■ Neutral ■ Fair ■ Poor

How would you rate the general academic standard of the tutors?



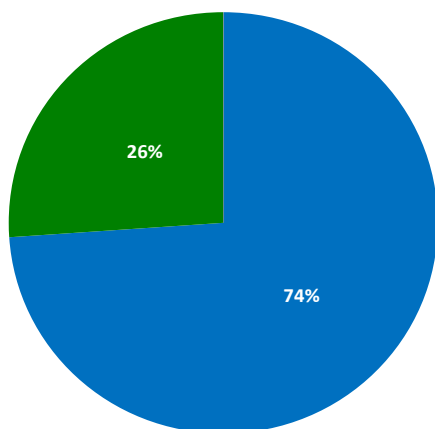
■ Excellent ■ Good ■ Neutral ■ Fair ■ Poor

Did you get sufficient time to practice in every station?



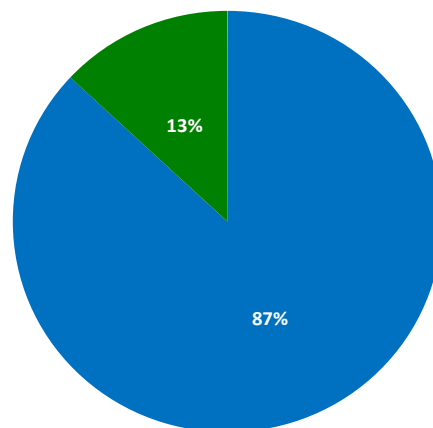
■ Most certainly ■ Certainly ■ Neutral ■ Not much ■ Not at all

Instruments and Handling



■ Excellent ■ Good ■ Neutral ■ Fair ■ Poor

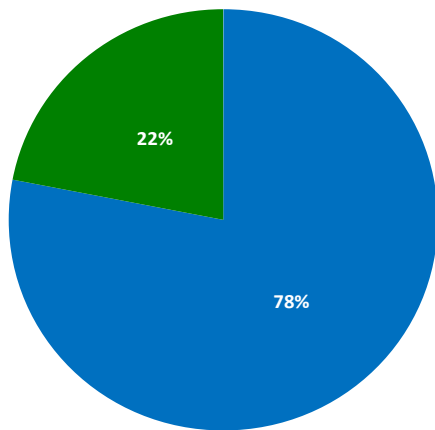
Knot-tying - Reef knot



■ Excellent ■ Good ■ Neutral ■ Fair ■ Poor

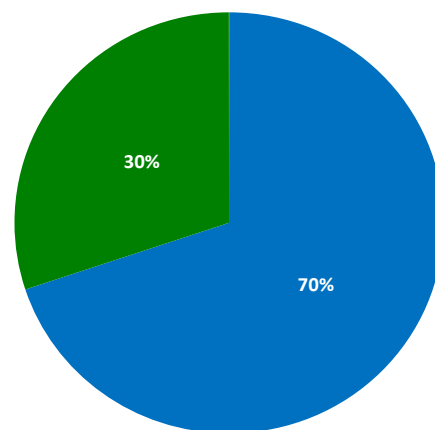
# Overall Teaching Feedback

Surgeon's Knot Instrument tie Knot tying at depth



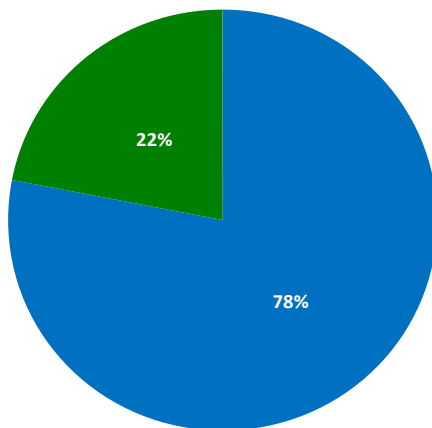
■ Excellent ■ Good ■ Neutral ■ Fair ■ Poor

Suturing Materials and Types of Needles



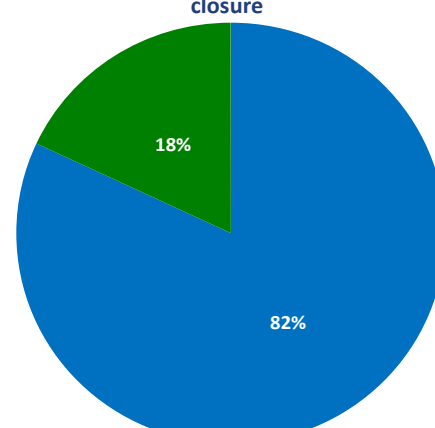
■ Excellent ■ Good ■ Neutral ■ Fair ■ Poor

Interrupted suture - Mattress-Horizontal Vertical



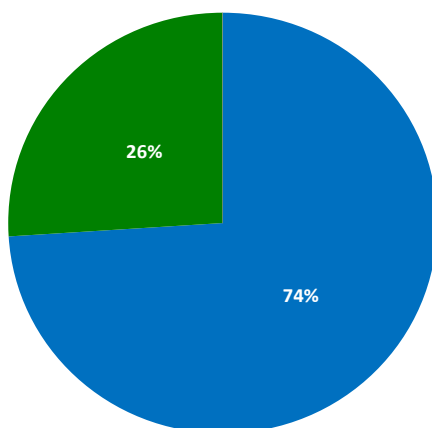
■ Excellent ■ Good ■ Neutral ■ Fair ■ Poor

Deep layer closure Continuous suture Subcuticular suture Excision of lesion and closure



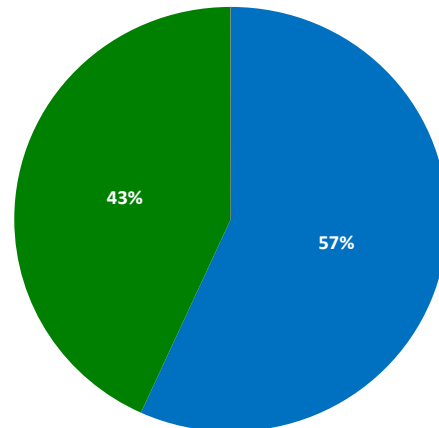
■ Excellent ■ Good ■ Neutral ■ Fair ■ Poor

Objective Structured Assessment of Skills



■ Excellent ■ Good ■ Neutral ■ Fair ■ Poor

Principles of Local Anaesthetics and Minor Surgery

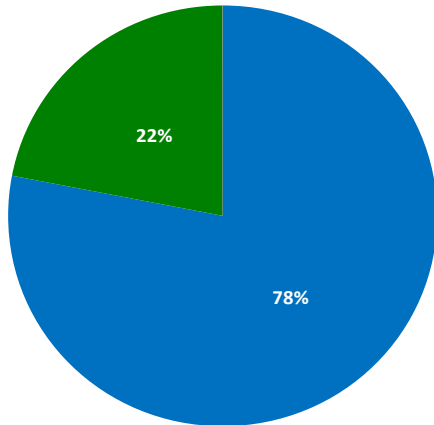


■ Excellent ■ Good ■ Neutral ■ Fair ■ Poor



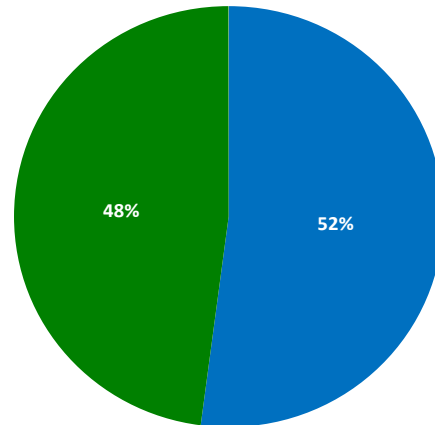
# Overall Teaching Feedback

Cyst removal



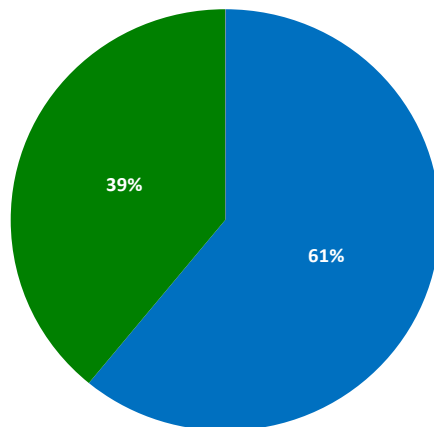
■ Excellent ■ Good ■ Neutral ■ Fair ■ Poor

Insertion and fixation of drains



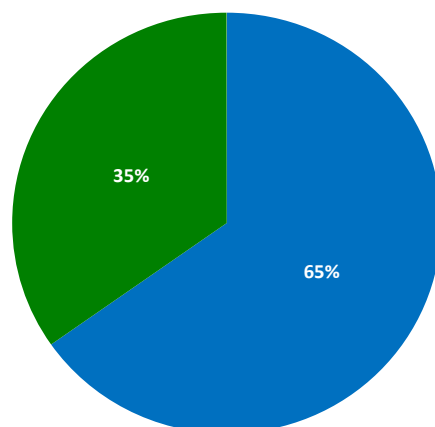
■ Excellent ■ Good ■ Neutral ■ Fair ■ Poor

Debridement



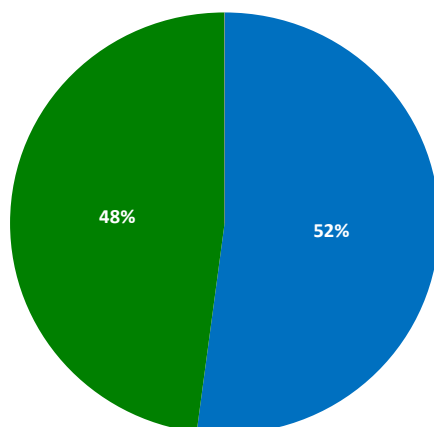
■ Excellent ■ Good ■ Neutral ■ Fair ■ Poor

Abscess drainage and excision



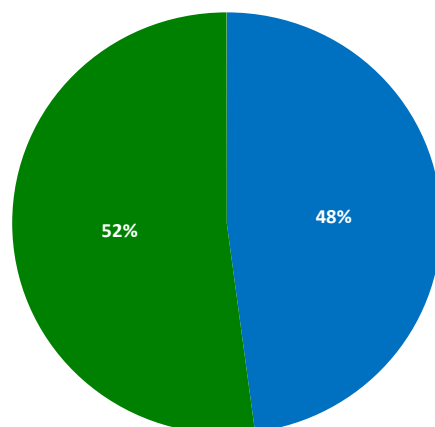
■ Excellent ■ Good ■ Neutral ■ Fair ■ Poor

Wound Management



■ Excellent ■ Good ■ Neutral ■ Fair ■ Poor

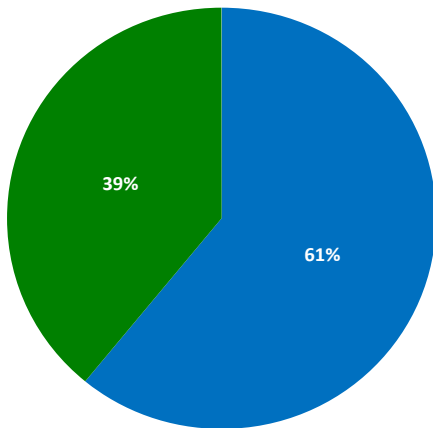
Diathermy



■ Excellent ■ Good ■ Neutral ■ Fair ■ Poor

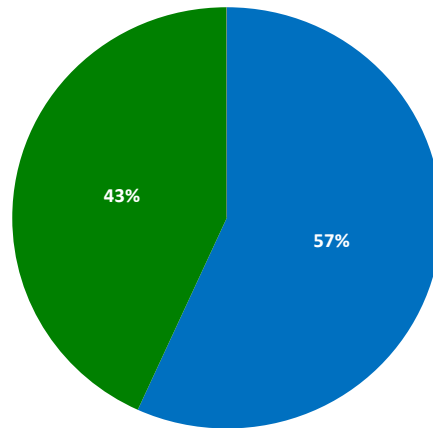
# Overall Teaching Feedback

Laparoscopic skills -Basic skills



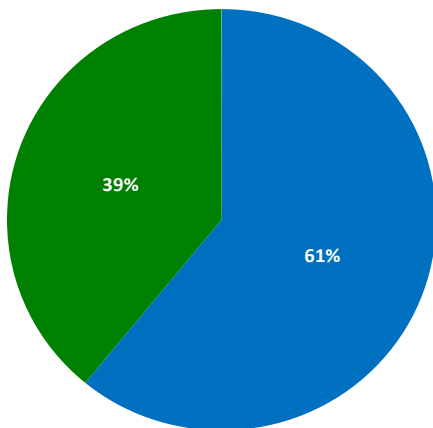
■ Excellent ■ Good ■ Neutral ■ Fair ■ Poor

Laparoscopic skills -Instrumentation



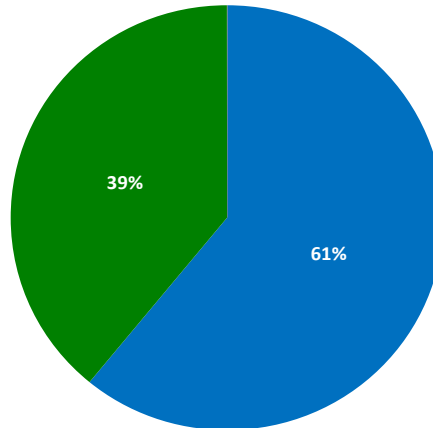
■ Excellent ■ Good ■ Neutral ■ Fair ■ Poor

Laparoscopic skills -Hand-eye coordination



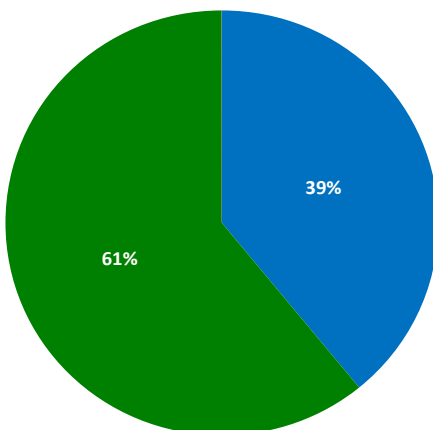
■ Excellent ■ Good ■ Neutral ■ Fair ■ Poor

How were the facilities and venue?



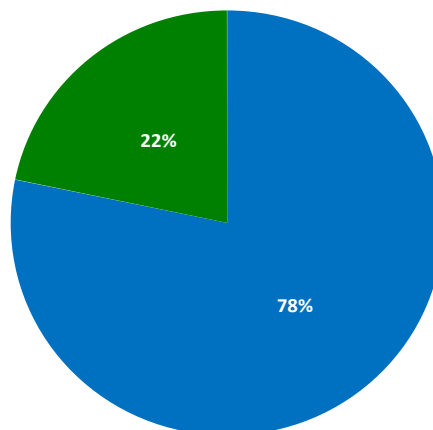
■ Excellent ■ Good ■ Neutral ■ Fair ■ Poor

How were the refreshments and lunch?



■ Excellent ■ Good ■ Neutral ■ Fair ■ Poor

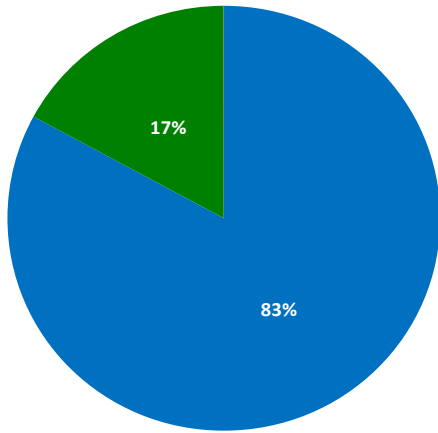
How was the general friendliness of the faculty and organisers?



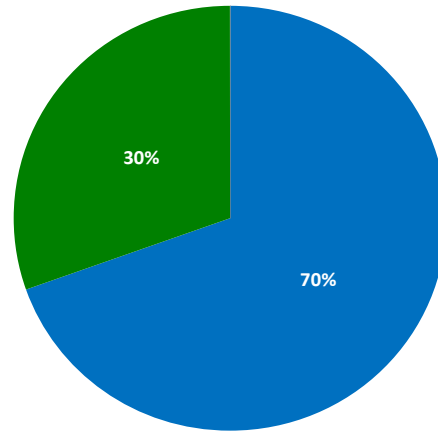
■ Very friendly ■ Friendly ■ Neutral ■ Not very friendly ■ Can't comment

# Overall Teaching Feedback

Would you recommend this course to a friend?



Do you think that this course provided good value for money?



■ Most Certainly ■ Certainly ■ Probably ■ Unlikely ■ Not at all    ■ Most Certainly ■ Certainly ■ Probably ■ Unlikely ■ Not at all

## Individual Comments

I thoroughly enjoyed every part of this course. All the organisers were extremely friendly and helpful. It was relevant to what I needed to learn and I would recommend the course to colleagues. So good I would love to do it all over again!! Thank you.

**DS**

***Stepping Hill Hospital, Stockport***

Great! Really enjoyed the course and covered all the topics and learning outcomes I aimed to achieve.

**MP**

***Royal Berkshire Hospital***

Thoroughly enjoyed the course. It was very informative and met all my learning needs.

**DE**

***St.Helens and Knowsley NHS Trust***

Very relevant.

**JJ**

***Royal Bournemouth Hospital, Bournemouth***

Very hands on type of course. I really enjoyed. There was a member of the faculty for every 2-3 delegates (very good ratio).

**IZ**

***The Christie Nhs Foundation Trust***

I thought that it was organised well and there were enough tutors.

**CA**

***Royal Brompton Hospital***

Good.

**VM**

***Liverpool Women's Hospital, Liverpool***

## Individual Comments

Great introduction for something that is all new to me.

**MH**

*Leicester General Hospital, Leicester*

Excellent couple days learning skills required for new role. Teaching structured and help offered by the faculty very useful, nothing too much trouble and faculty very informative.

**RM**

*James Cook University Hospital, Middlesbrough*

Relaxed, friendly atmosphere.

**CB**

*Robert Jones and Agnes Hunt Orthopaedic Hospital*

Good overall presentation with friendly helpful staff.

**LB**

*Nottingham University Hospitals NHS Trust*

The faculty were all very friendly and helpful. I enjoyed the course very much.

**VH**

*James Cook University Hospital, Middlesbrough*

Very educative, good content, well organised, good tutors and the course is good value for the money.

**AS**

*Eastbourne District General Hospital, Eastbourne*

Very valuable and knowledgeable course. Compact and busy two days, course ran by excellent faculty staff. Thank you, would defiantly recommend.

**KT**

*Whiston Hopsital Burns and Plastics*

The course was very organised and I learned a lot. Well done to all.

**TM**

*Royal Berkshire Hospital*

## Individual Comments

Really enjoyed this course. It was exceptionally well delivered and the faculty were all friendly, approachable and very helpful. I would definitely recommend this course.

**GD**

***Surgical First Assistant - Gynaecology & Obstetrics***

It was a great experience and able to achieve a depth knowledge regarding suturing and laparoscopic techniques.

**PJ**

***Nuffield Health***

I was very impressed. Excellent ratio of faculty staff to 'students' meant I felt supported throughout. The practical demonstrations were clear. The content of the course and the skills I learnt and developed are relevant to my surgical first assistant role. The course was well run and very efficient.

**MS**

***Royal Berkshire Hospital***

I really enjoyed my time on this course and found it extremely useful and informative. I left feeling confident about the skills covered and supported during the practice sessions.

**HD**

***Lincoln County Hospital***

The background of the page is a blurred photograph of an operating room. In the foreground, a pair of hands is shown wearing light blue surgical gloves, held up as if being inspected. In the background, a person is visible wearing a blue surgical cap and a blue face mask, looking down. The scene is illuminated by bright, circular surgical lights, creating a bokeh effect in the background.

## Essential Surgical Skills for Surgical Nurse Practitioners