



DOCTORS
ACADEMY
BETTER EDUCATION. BETTER HEALTH.

**DOHNS Part B (OSCE) /
MRCSE(ENT) Course**

Feedback - May 2017

Diploma in Otolaryngology - Head & Neck Surgery (DOHNS): Intensive Revision Course & OSCE

This intensive one-day course aimed to provide a focused revision for the DOHNS Clinical (OSCE) exam. It was intended for both Surgical and General Practice trainees who have a specialist interest in ENT

The course covered clinical topics that regularly feature in the exam. This included the gross and microscopic anatomy of key areas, the identification of common ENT pathology (including video and radiological analysis), the interpretation of specialist investigations, and the familiarisation with surgical and emergency equipment. There was a strong emphasis on the clinical application of this knowledge and the practical skills required for the exam. Delegates were also given the opportunity to perfect their examination skills and to improve their communication skills through focused history taking and consenting.

The course concluded with a mock OSCE examination. This provided the delegates with the opportunity to put into practice the skills they had acquired in front of real examiners and under real exam conditions.

Course Information

Course date:	20th May 2017
Venue:	Doctors Academy International Institute for Medical Education, St. Michael's Centre, Llandaff, Cardiff
Attendance:	14 Delegates
Aimed at:	Delegates looking to take the DOHNS Clinical/OSCE exam.
Course fee:	£235.00



Course Programme

0800 - 0810	Registration Venue: The Lounge (Ground Floor) Ms R Williams
0810 - 0820	Welcome & Introduction to Format of the Course Venue: Old Library (1st Floor) Mr T Moorhouse & Mr S Enoch
0820 - 0940	Session A: Group Lecture (I) Venue: Old Library (2x40mins, combined) Mr T Moorhouse <ul style="list-style-type: none">• Ear• Nose, Paranasal sinuses & Oral Cavity
0940 - 1100	Session B: Small Group Demonstrations (I) Venue: Old Library (4x20 mins) Mr T Moorhouse & Mr S Enoch <ul style="list-style-type: none">1a. Skull base anatomy1b. Cranial nerves and vestibular assessment 2a. Neck anatomy2b. Larynx, Neck and Thyroid gland

1100 – 1115 Break and Refreshments

1115 - 1315	Session C: Communication Skills Venue: Old Library (2x60 mins, parallel sessions) <ul style="list-style-type: none">• History taking• Breaking bad news• Information giving• Consent Mr Berry / Mr Moorhouse / Mr Smith
--------------------	--

Session consists formal teaching followed by an open workshop involving scenarios accompanied by facilitators and formal feedback

Course Programme

1315 - 1345

Lunch: The Dining Room (Ground Floor)

1345 – 1400

Session D: Group Lecture (II)

Venue: Old Library (2x40mins, combined)

- Lecture: 'How to pass the OSCE first time'

1400 - 1520

Session E: Small Group Demonstrations (II)

Venue: Old Library (2x40mins, parallel session with group rotation)

- Ear examination – Mr D Smith
- Neck examination & FNE – Mr T Moorhouse

1520 - 1605

Session F: Group Lecture (III)

Venue: St. Michael's Room (45 mins)

- Hearing and Balance Analysis – Mr D Smith

1605 - 1620

Break and Refreshments

1620 - 1830

Session G: VIVA AND OSCE

Venue: Old Library, St. Michael's Room, Morgan Room

Co-ordinator: Mr S Enoch

There will be Viva and OSCE stations, with additional rest stations, run under exam conditions. Some stations are manned and some are unmanned, these will run in conjunction as in the exam. Every candidate will go through all stations. Each viva and OSCE station will be for six minutes.

Examiners:

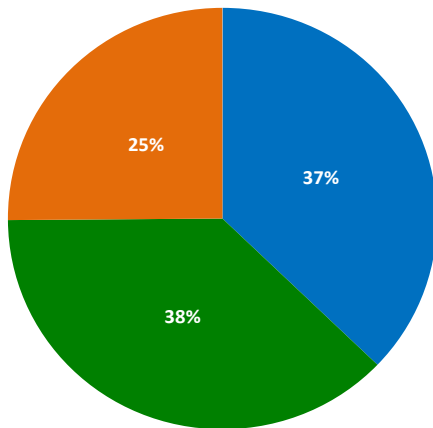
Mr S Berry, Mr R Jones, Mr T Moorhouse, Mr D Smith

1830

Summary and General Feedback

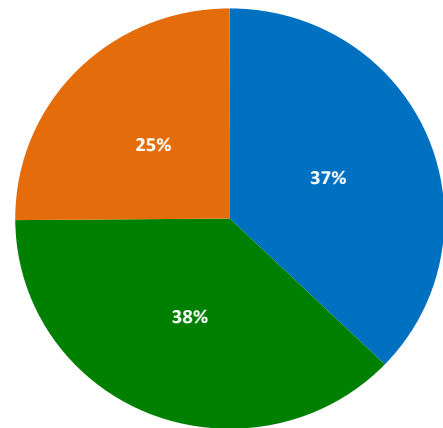
Overall Teaching Feedback

How was the clarity of the powerpoint demonstrations?



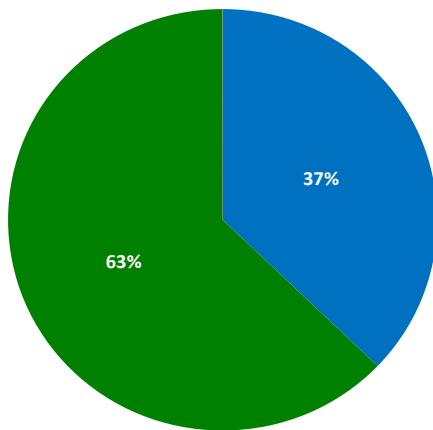
■ Excellent ■ Very good ■ Good ■ Fair ■ Poor

How would you rate the general academic standard of the lectures?



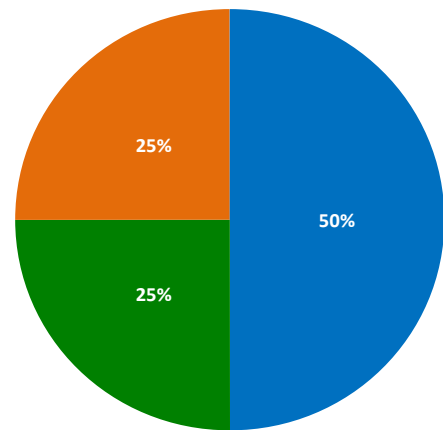
■ Excellent ■ Very good ■ Good ■ Fair ■ Poor

How would you rate the sessions on communication skills?



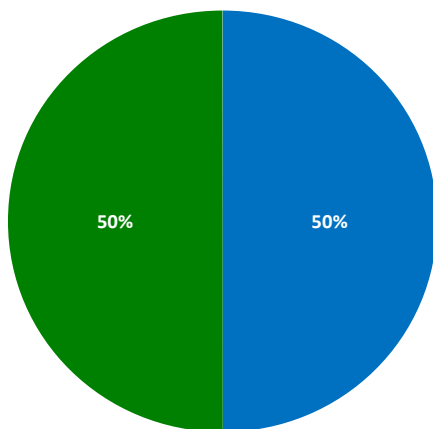
■ Excellent ■ Very good ■ Good ■ Fair ■ Poor

How do you rate the relevance of the course to your exam?



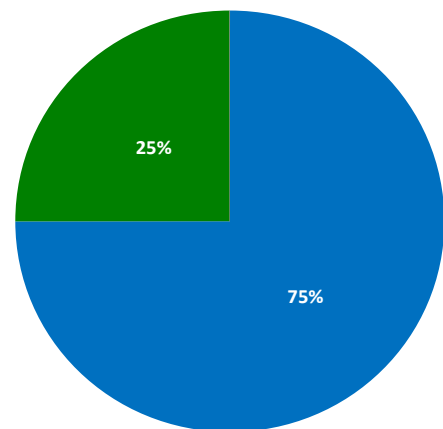
■ Excellent ■ Very good ■ Good ■ Fair ■ Poor

How useful was the mock OSCE (unmanned stations)?



■ Very useful ■ Useful ■ Neutral ■ Limited usefulness ■ Useless

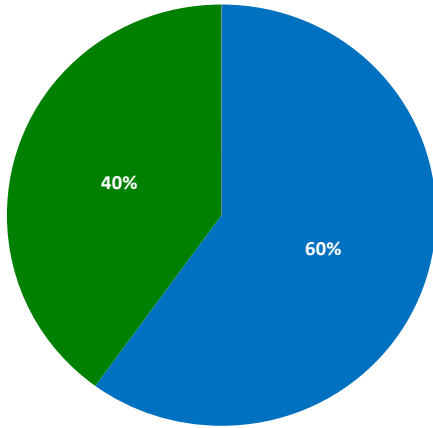
How useful was the viva on communication skills?



■ Very useful ■ Useful ■ Neutral ■ Limited usefulness ■ Useless

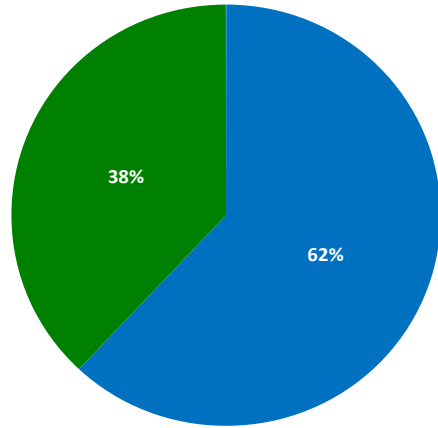
Overall Teaching Feedback

Do you feel that the course met your objectives for attending?



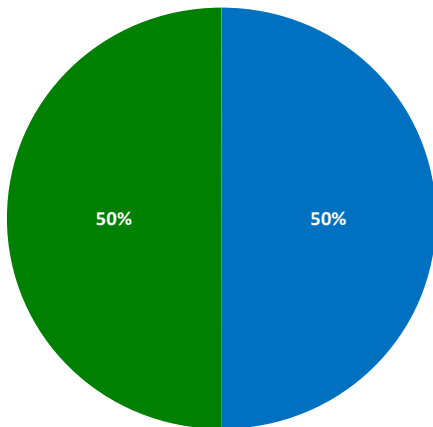
■ Most certainly ■ Certainly ■ Neutral ■ A small amount ■ Not at all

Do you feel that the course gave you more confidence to approach the exam?



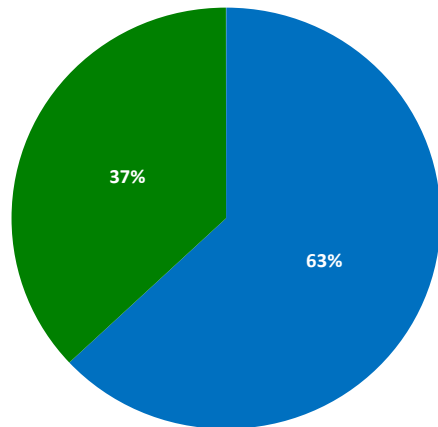
■ Most certainly ■ Certainly ■ Neutral ■ A small amount ■ Not at all

Cranial nerves and base of skull



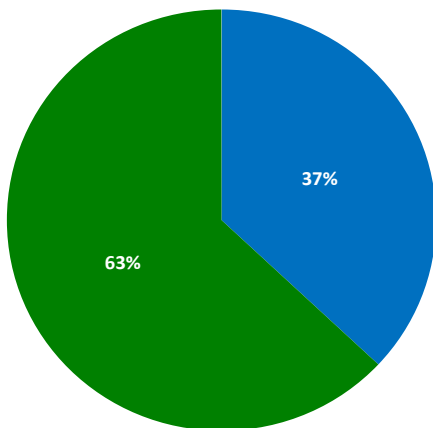
■ Excellent ■ Very good ■ Neutral ■ Fair ■ Poor

Ear



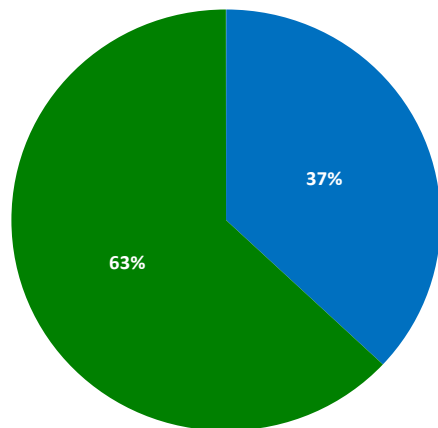
■ Excellent ■ Very good ■ Neutral ■ Fair ■ Poor

Neck and Larynx



■ Excellent ■ Very good ■ Neutral ■ Fair ■ Poor

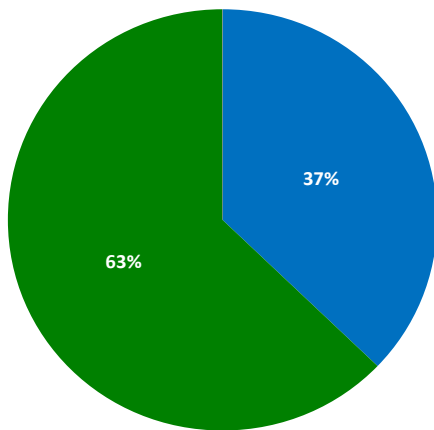
Nose and Paranasal Sinuses



■ Excellent ■ Very Good ■ Neutral ■ Fair ■ Poor

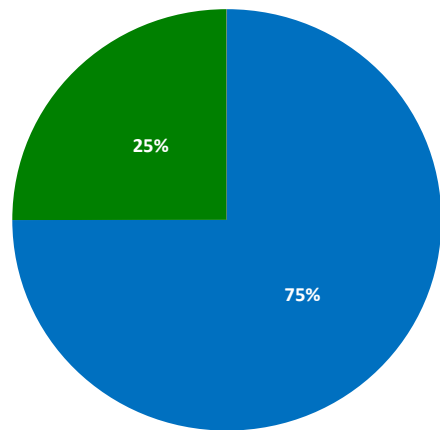
Overall Teaching Feedback

History Taking



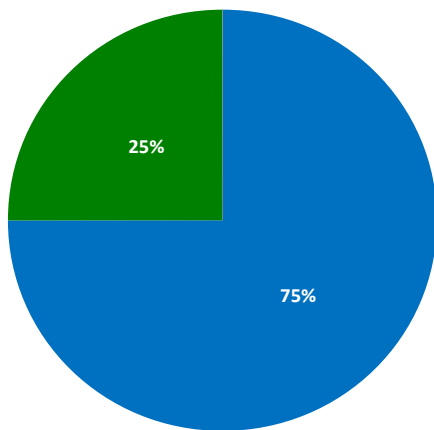
■ Excellent ■ Very Good ■ Neutral ■ Fair ■ Poor

Breaking Bad News



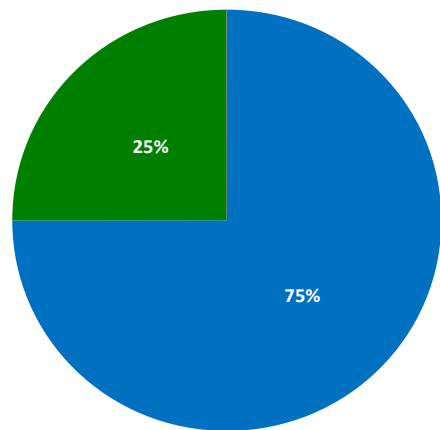
■ Excellent ■ Very Good ■ Neutral ■ Fair ■ Poor

Giving Information/Consent



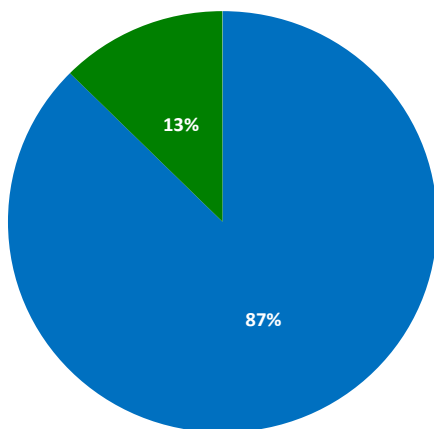
■ Excellent ■ Very Good ■ Neutral ■ Fair ■ Poor

Consent



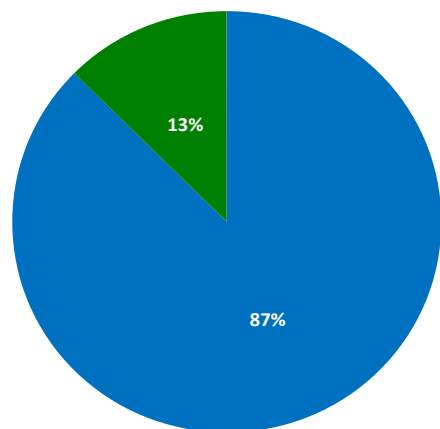
■ Excellent ■ Very Good ■ Neutral ■ Fair ■ Poor

Flexible Nasendoscopy



■ Excellent ■ Very Good ■ Neutral ■ Fair ■ Poor

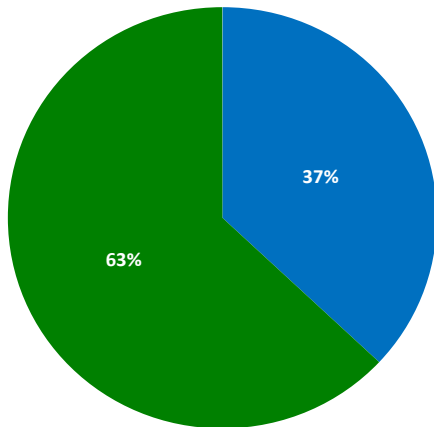
Ear, Nose & Neck Examination



■ Excellent ■ Very Good ■ Neutral ■ Fair ■ Poor

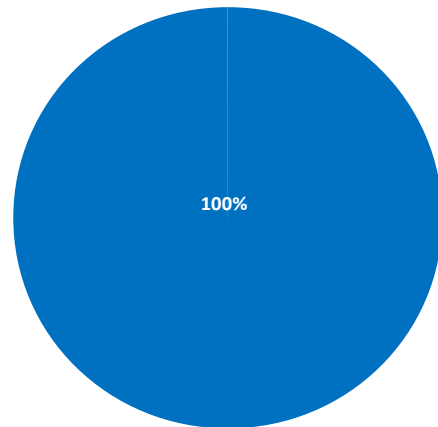
Overall Teaching Feedback

Hearing & Balance



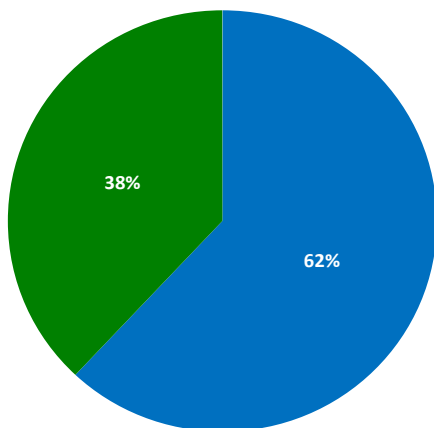
■ Excellent ■ Very Good ■ Neutral ■ Fair ■ Poor

How was the general friendliness of the faculty and organisers?



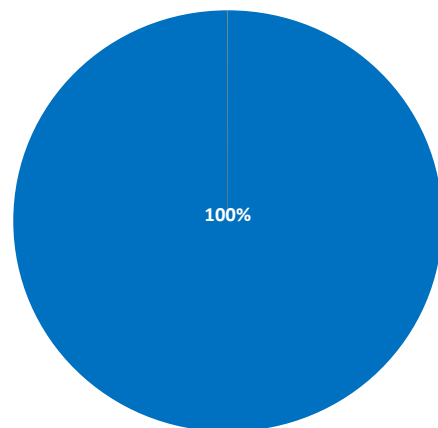
■ Very friendly ■ Friendly ■ Neutral
■ Not very friendly ■ Can't comment

Would you recommend this course to a friend?



■ Most certainly ■ Certainly ■ Probably ■ May consider ■ Not at all

Do you think that this course provided good value for money?



■ Most certainly ■ Certainly ■ Probably ■ Maybe ■ Not at all

Individual Comments

Thorough lectures, good feedback, well organized.

***KK Royal Free Hospital,
London***

Excellent. best feature is the practice in communication skills and examination.

***MZ
University Hospital, Coventry***



DOCTORS ACADEMY

BETTER EDUCATION. BETTER HEALTH.

Doctors Academy is an international non-profit organisation which comprises of doctors, dentists and scientists. The aim of the Academy is to disseminate information and facilitate the exchange of medical knowledge between professionals from diverse backgrounds who work in various healthcare settings. In order to achieve this, a diverse range of educational activities are undertaken globally which are further complemented by our publishing house, online resources, and international events and competitions.

Courses (a selection):

Undergraduate:

- Final Year Medicine and Surgical Revision Courses
- Training the Clinical Anatomy Trainer
- Clinical Anatomy as Applied to Trauma and Emergency Medicine
- Surgical Anatomy of Important Operative Procedures
- Future Surgeons: Key Skills (RCSEd delivered)
- Structured Introduction to Surgical Skills

Postgraduate:

- MRCS Part A and Part B OSCE
- MRCEM Part A
- DOHNS OSCE
- Intercollegiate Basic Surgical Skills (RCSEd delivered)
- MRCP PACES
- FRCS (General Surgery) Exit Exam
- Cadaveric Ultrasound-Guided Musculoskeletal Intervention Course
- Ultrasound-Assisted Botulinum Toxin Injection for Neuromuscular Disorders
- Live Advanced Laparoscopic Colorectal Course
- Infant Hip Ultrasound Course for Developmental Dysplasia of the Hip



Forthcoming Key Events:

- **International Medical Summer School**
Manchester, 31st July to 4th August 2017
- **International Academic Research Conference**
Manchester, 5th August 2017
- **World University Anatomy Challenge**
Manchester, 4th August 2017

Publications



publications.doctorsacademy.org

World Journal of Medical Education & Research



Peer-reviewed academic journal with ISSN.

- No fee to view, read and download articles
- No subscription charges
- No submission fees
- No manuscript processing fee
- No publishing fee
- No cost to read, write or publish!

wjmer.co.uk

Online Revision Resources

DoctorExams consists of thousands of questions with detailed explanations in MCQ, EMQ, SBA and SAQ formats. The questions have been written by the Doctors Academy group of experienced clinicians and clinical academics, with mock exams and feedback on performance included to aid a candidate's focused revision of the given topics. Based on past exams, these questions have been carefully designed to meet the needs of undergraduate students and postgraduate trainees undertaking relevant speciality exams.

Resources for:

- Medical Students
- Dental Students
- International Entrance Exams
- MRCS Exams
- General Surgery Exams
- Plastic Surgery Exams
- DOHNS Exam

doctorexams.co.uk

www.doctorsacademy.org