



The Royal College of Surgeons of Edinburgh  
Future Surgeons: Key Skills

Feedback - March 2017

## The Royal College of Surgeons of Edinburgh Future Surgeons: Key Skills

This one-day course was led by consultants and aimed at junior doctors who wish to pursue a career in surgery. Through the introduction of safe, basic surgical techniques which are common to all surgical practices, the course intended to provide the delegates with a structured programme in order to help them learn basic surgical skills and techniques.

### Features and Highlights:

The course was tutored and supervised by consultant surgeons from various disciplines.

It was a practical course with a high tutor-to-participant ratio.

It was delivered using a series of tutor demonstrations and hands-on sessions where participants were able to work on animal tissue.

This was an official course of The Royal College of Surgeons of Edinburgh which was specifically aimed at junior doctors who intend to pursue a career in surgery.

The delegates received a certificate from The Royal College of Surgeons of Edinburgh and from Doctors Academy.



### Course Information

<b>Course date:</b>	<b>4<sup>th</sup> March 2017</b>
<b>Venue:</b>	<b>Doctors Academy International Institute for Medical Education Cardiff</b>
<b>Attendance:</b>	<b>14 Delegates</b>
<b>Aimed at:</b>	<b>Junior doctors interested in pursuing a career in surgery.</b>
	<b>Senior Medical Students also welcome.</b>
<b>Course fee:</b>	<b>£75.00</b>
<b>Run in partnership with:</b>	



### Learning Outcomes:

- o To demonstrate safe practice when gowning and gloving.
- o To handle commonly used surgical instruments in a safe and effective manner.
- o To create secure 'Reef' and 'Surgeons' knots.
- o To pick up and safely drive a needle through tissue with accurate bite placement.
- o To perform an interrupted suture close to a wound.
- o To demonstrate the steps for excising a skin lesion under local anaesthesia.
- o To excise a subcutaneous cyst.
- o To drain a superficial abscess.
- o To be able to debride a traumatic wound.
- o To perform basic techniques used for endoscopy.
- o To explain the principles of using safe diathermy.

## Course Programme

0830	<b>Registration</b>	
0850	<b>Introduction</b>	Seminar Room
0900	<b>Gowning and Gloving</b>	Wet lab (demo & practice)
0940	<b>Handling Instruments</b>	Wet lab (demo & practice)
1015	<b>Knot-Tying (1)</b> <ul style="list-style-type: none"><li>• Reef knot</li><li>• Instrument tie</li></ul>	Wet lab (demo & practice)
<b>1100 - 1115 Refreshment Break</b>		
1115	<b>Knot-Tying (2)</b> <ul style="list-style-type: none"><li>• Surgeon knot</li></ul>	Wet lab (demo & practice)
1200	<b>Suturing</b> <ul style="list-style-type: none"><li>• Needle manipulation</li><li>• Interrupted sutures</li><li>• Sub-cuticular absorbable sutures</li><li>• Assisting</li><li>• Continuous suture</li></ul>	Wet lab (demo & practice)
<b>1300 - 1340 Lunch Break</b>		
1340	<b>LA Techniques, Skin Lesions &amp; Wound Management</b> <ul style="list-style-type: none"><li>• Skin lesions</li><li>• Cyst removal</li><li>• Abscess drainage &amp; excision</li><li>• Debridement</li></ul>	Wet lab (demo & practice)
1440	<b>Diathermy</b>	Lecture
1510	<b>Laparoscopy Skills</b> <ul style="list-style-type: none"><li>• Hand-eye co-ordination</li><li>• Polo mints exercise</li><li>• Sugar cubes exercise</li></ul>	Wet lab (Structured practice)
1610	<b>Question and Answer Session</b>	Seminar room
1630	<b>Feedback and Close</b>	

## Faculty

### **Mr Roop Tandon, MBBS, FRCS**

Retired Consultant Orthopaedic Surgeon  
Wolverhampton Hospital  
Surgical Tutor – Royal College of Surgeons of Edinburgh

### **Mr Geoffrey Hooper, MMSc, MD, FRCS, FRCS Ed (Orth)**

Retired Consultant Orthopaedic Surgeon  
St John's Hospital, Livingston, West Lothian  
Surgical Tutor – Royal College of Surgeons of Edinburgh

### **Professor Stuart Enoch, MBBS, PGCert (Med Sci), PhD, MRCS (Edin & Eng)**

Consultant in Surgical Studies  
Executive Director - Doctors Academy Group

### **Mr David Smith, MRCS, DOHNS, FRCS (ORL-HNS)**

Consultant ENT Surgeon  
Princess of Wales Hospital

### **Assisting Faculty**

#### **Dr Diana Lim**

Surgical Trainee  
All Wales Deanery

#### **Dr Azel Botes**

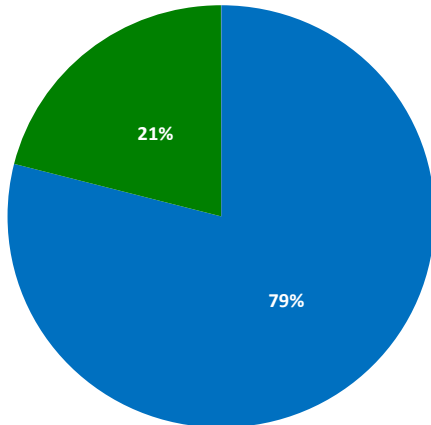
Surgical Trainee  
All Wales Deanery

#### **Dr Jordan Van Flute**

Director - Inovus  
Doctors Academy Faculty

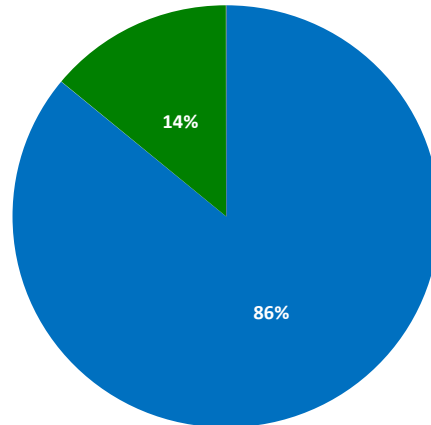
# Overall Teaching Feedback

Demonstrate safe practice when Gowning and Gloving



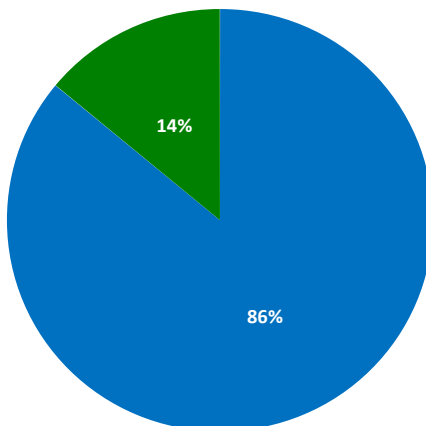
■ Strongly Agree  
■ Neither Agree or Disagree  
■ Strongly Disagree  
■ Agree  
■ Disagree

Handle commonly used surgical instruments in a safe and effective manner



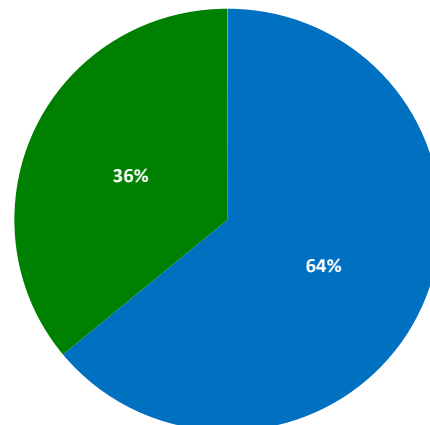
■ Strongly Agree  
■ Neither Agree or Disagree  
■ Strongly Disagree  
■ Agree  
■ Disagree

Create secure 'Reef' and 'Surgeons' knots



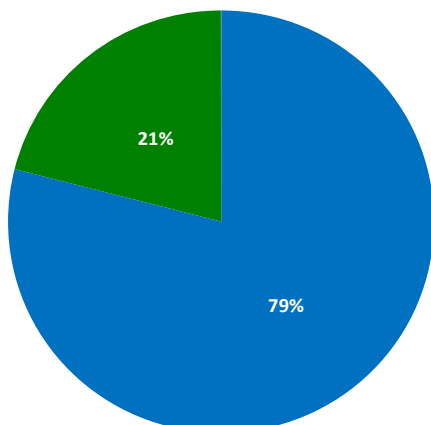
■ Strongly Agree  
■ Neither Agree or Disagree  
■ Strongly Disagree  
■ Agree  
■ Disagree

Pick up and safely drive a needle through tissue with accurate bite placement



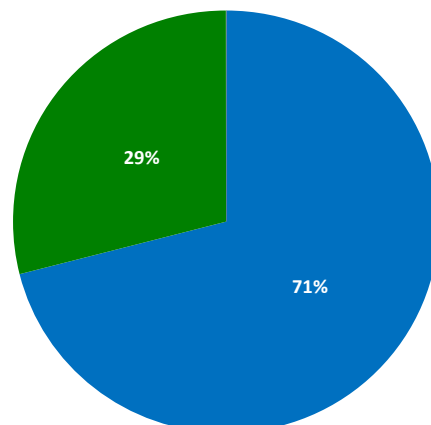
■ Strongly Agree  
■ Neither Agree or Disagree  
■ Strongly Disagree  
■ Agree  
■ Disagree

Perform an interrupted suture to close a wound



■ Strongly Agree  
■ Neither Agree or Disagree  
■ Strongly Disagree  
■ Agree  
■ Disagree

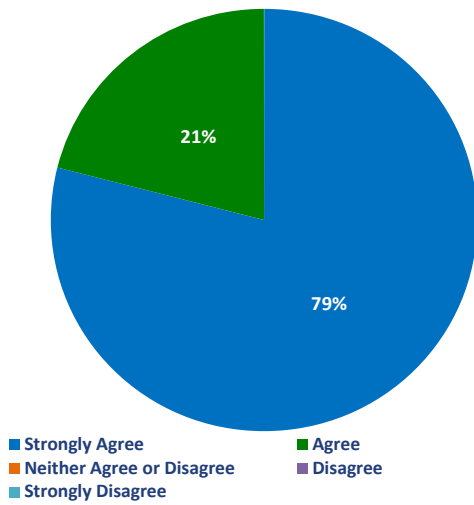
Demonstrate the steps for excising a skin lesion under local anaesthesia



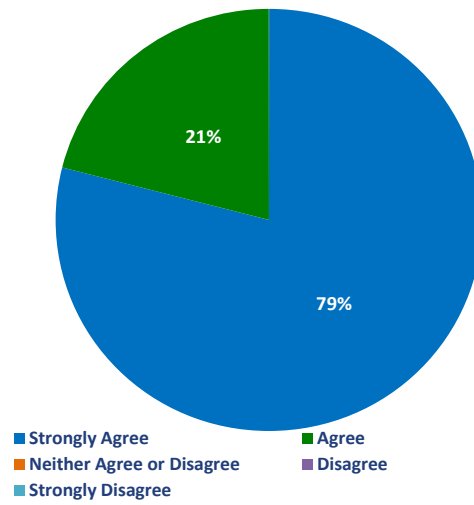
■ Strongly Agree  
■ Neither Agree or Disagree  
■ Strongly Disagree  
■ Agree  
■ Disagree

# Overall Teaching Feedback

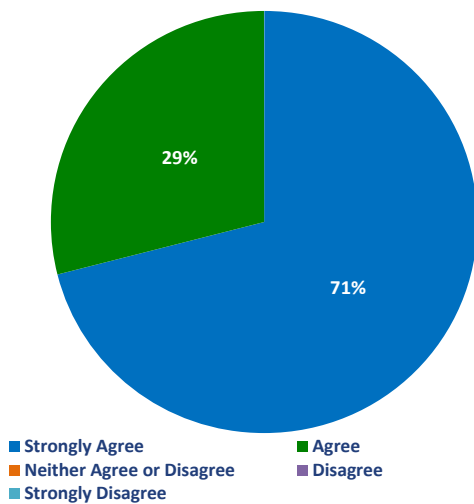
Excise a Sebaceous Cyst



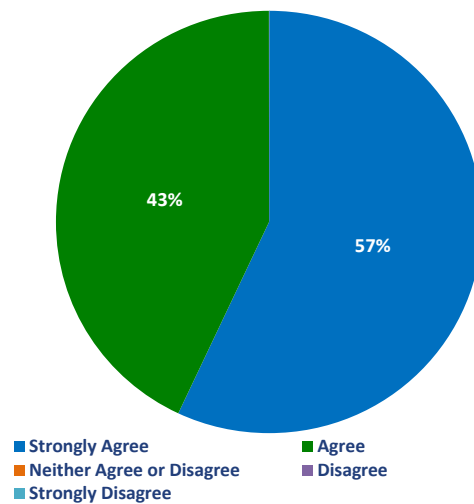
Drain a Superficial Abscess



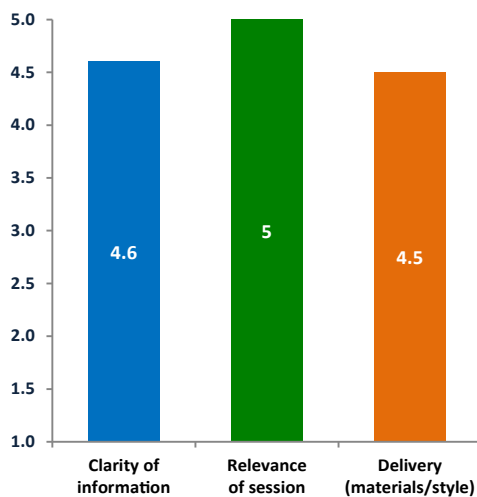
Perform the steps to debride a Traumatic Wound



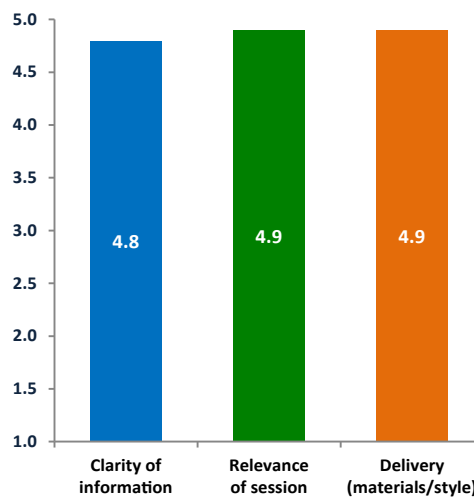
Perform basic techniques used for Endoscopy and Diathermy



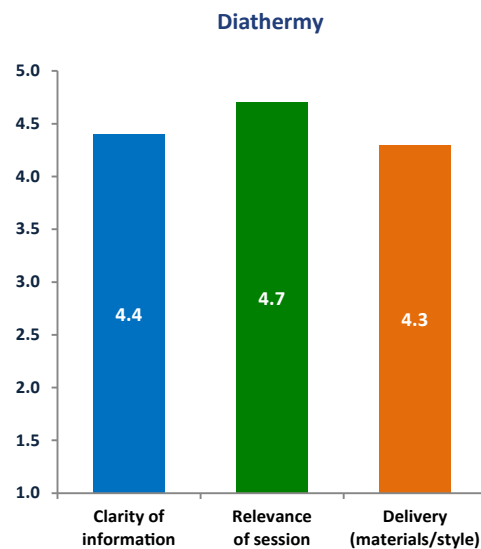
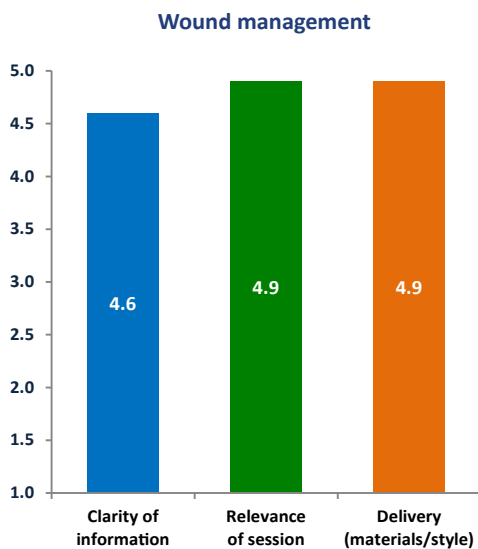
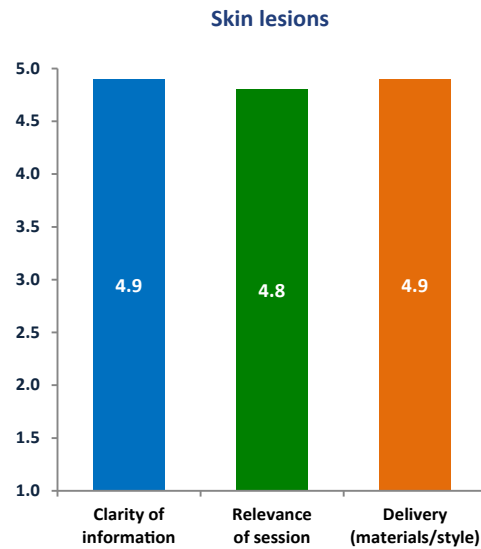
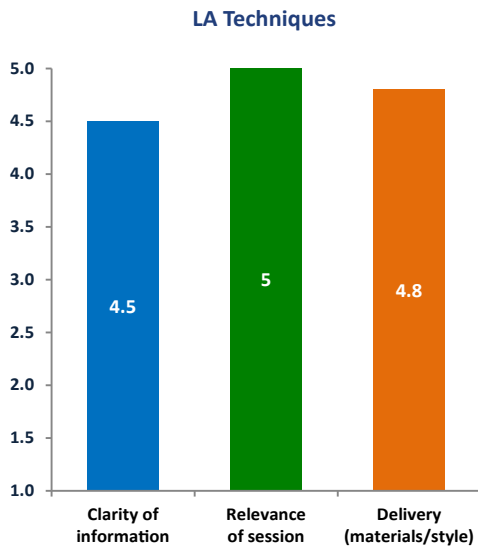
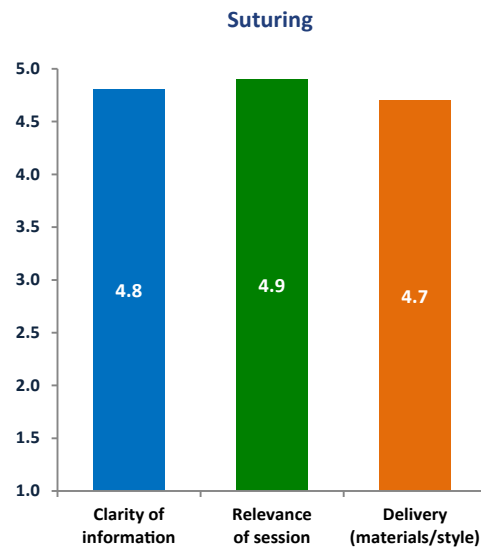
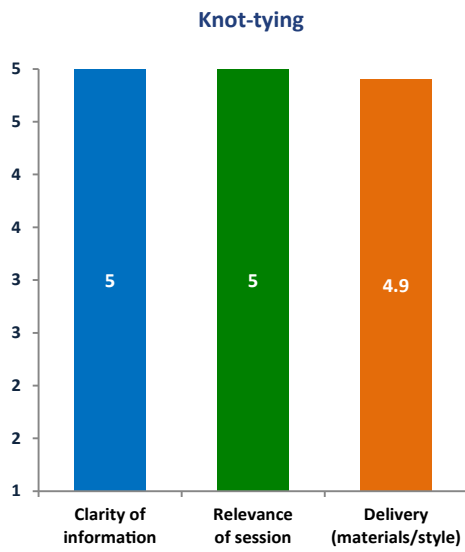
Gowning and Gloving



Handling instruments

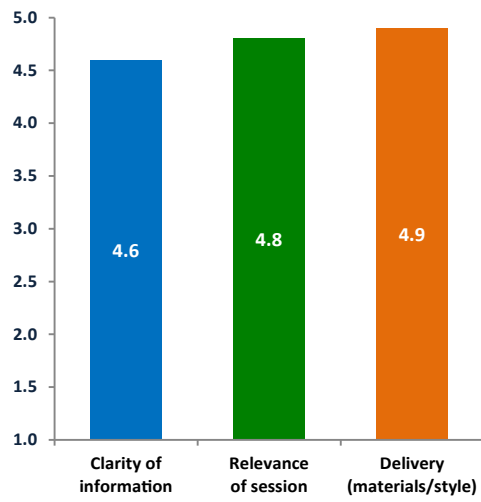


# Overall Teaching Feedback

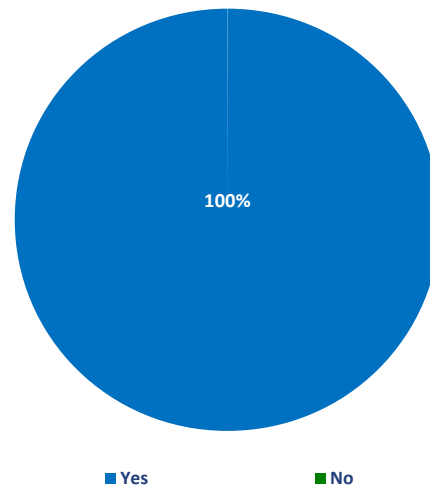


# Overall Teaching Feedback

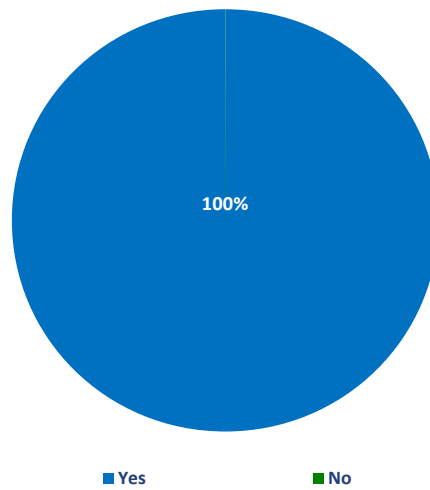
### Endoscopy Skills



### Did the course meet with your expectations?



### Would you recommend this course to a friend or colleague





## Individual Comments

- I thought all the teachers involved were great but would like to comment on Azel particularly. She has so much patience and stuck with me until she saw that I had developed some confidence. Thank you very much.
- Very good. Keep the courses coming! I'm happy to travel from Manchester, and need more intermediate courses.
- Great course thank you very much
- Very enjoyable. Interesting and approachable faculty staff
- I have thoroughly enjoyed my day. The teaching was brilliant and having lots of teaching staff definitely helped. I loved learning how to suture correctly and how to tie knots
- You created a really accessible and friendly atmosphere in which to learn. Thank you, a most enjoyable day
- Keep it up
- Very good course overall. Enjoyed it and learnt a lot
- Thanks very much – enjoyed a lot
- Thank you



# DOCTORS ACADEMY

BETTER EDUCATION. BETTER HEALTH.

Doctors Academy is an international non-profit organisation which comprises of doctors, dentists and scientists. The aim of the Academy is to disseminate information and facilitate the exchange of medical knowledge between professionals from diverse backgrounds who work in various healthcare settings. In order to achieve this, a diverse range of educational activities are undertaken globally which are further complemented by our publishing house, online resources, and international events and competitions.

## Courses (a selection):

### Undergraduate:

- Final Year Medicine and Surgical Revision Courses
- Training the Clinical Anatomy Trainer
- Clinical Anatomy as Applied to Trauma and Emergency Medicine
- Surgical Anatomy of Important Operative Procedures
- Future Surgeons: Key Skills (RCSEd delivered)
- Structured Introduction to Surgical Skills

### Postgraduate:

- MRCS Part A and Part B OSCE
- MRCEM Part A
- DOHNS OSCE
- Intercollegiate Basic Surgical Skills (RCSEd delivered)
- MRCP PACES
- FRCS (General Surgery) Exit Exam
- Cadaveric Ultrasound-Guided Musculoskeletal Intervention Course
- Ultrasound-Assisted Botulinum Toxin Injection for Neuromuscular Disorders
- Live Advanced Laparoscopic Colorectal Course
- Infant Hip Ultrasound Course for Developmental Dysplasia of the Hip



## Forthcoming Key Events:

- **International Medical Summer School**  
*Manchester, 31<sup>st</sup> July to 4<sup>th</sup> August 2017*
- **International Academic Research Conference**  
*Manchester, 5<sup>th</sup> August 2017*
- **World University Anatomy Challenge**  
*Manchester, 4<sup>th</sup> August 2017*

## Publications



[publications.doctorsacademy.org](http://publications.doctorsacademy.org)

## World Journal of Medical Education & Research



Peer-reviewed academic journal with ISSN.

- No fee to view, read and download articles
- No subscription charges
- No submission fees
- No manuscript processing fee
- No publishing fee
- No cost to read, write or publish!

[wjmer.co.uk](http://wjmer.co.uk)

## Online Revision Resources

DoctorExams consists of thousands of questions with detailed explanations in MCQ, EMQ, SBA and SAQ formats. The questions have been written by the Doctors Academy group of experienced clinicians and clinical academics, with mock exams and feedback on performance included to aid a candidate's focused revision of the given topics. Based on past exams, these questions have been carefully designed to meet the needs of undergraduate students and postgraduate trainees undertaking relevant speciality exams.

### Resources for:

- Medical Students
- Dental Students
- International Entrance Exams
- MRCS Exams
- General Surgery Exams
- Plastic Surgery Exams
- DOHNS Exam

[doctorexams.co.uk](http://doctorexams.co.uk)

# [www.doctorsacademy.org](http://www.doctorsacademy.org)