



Advanced Laparoscopic Colorectal Surgery Workshop Using Animal Models

Feedback - October 2018

Advanced Laparoscopic Colorectal Surgery Workshop Using Animal Models

This advanced laparoscopic colorectal surgery workshop intended to provide delegates with the opportunity to practice and enhance their operative skills in this area. In addition to providing a sound understanding of the essential fundamentals and underpinning principles of laparoscopic colorectal surgery, this hands-on, practical laparoscopic workshop helped delegates to consolidate the theoretical knowledge and skills learnt by those that attended the Live Advanced Laparoscopic Colorectal Surgery Course in the preceding two days.

The course, was convened by the renowned Laparoscopic Colorectal Surgeon Prof. P. N. Haray and supported by an experienced faculty. This provided a great opportunity for those who wish to enhance their practical skills and attain invaluable tips to perform laparoscopic colorectal surgery in an effective manner throughout the course.

As this specially developed course gave attendees direct Consultant supervision to perform advanced laparoscopic colorectal procedures on specially prepared animal models for extensive focused practice, including procedures such as:

- o Hemicolectomies
- o Splenic Flexure Mobilisation
- o Anterior Resection

The course was run in conjunction with the Welsh Centre for Minimal Access Therapy (WIMAT) which produces advanced state-of-the-art surgical training models.

Course Information

Course date:	10th October 2018
Venue:	Academic Centre, Keir Hardie Health Park, Merthyr Tydfil
Attendance:	5 Delegates
Aimed at:	Consultants and trainees in general/colorectal surgery from both the UK and beyond.
Course fee:	£250.00



Course Programme

0830 - 0845	Registration with Coffee	
0845 - 0900	Course and Equipment Introduction	Prof. PN Haray
0900 - 0915	Roeders Knot	All Faculty
0915 - 1030	Laparoscopic Appendicectomy	All Faculty

1030 - 1045 **Coffee Break**

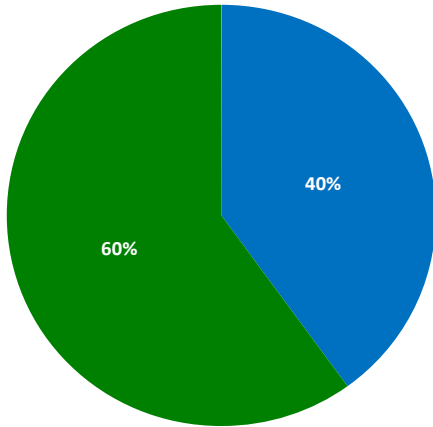
1045 - 1145	Small Bowel Stacking	All Faculty
1145 - 1315	Laparoscopic Right Hemicolectomy	All Faculty

1315 - 1415 **Lunch**

1415 - 1545	Splenic Flexure Mobilisation	All Faculty
1545 - 1715	Anterior Resection	All Faculty
1715 - 1730	Feedback and Close	Prof. PN Haray

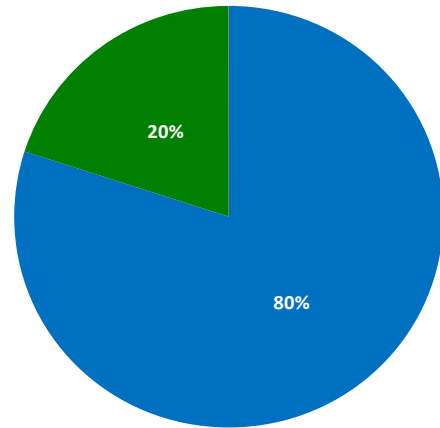
Overall Teaching Feedback

Practical principles of laparoscopic colorectal surgery



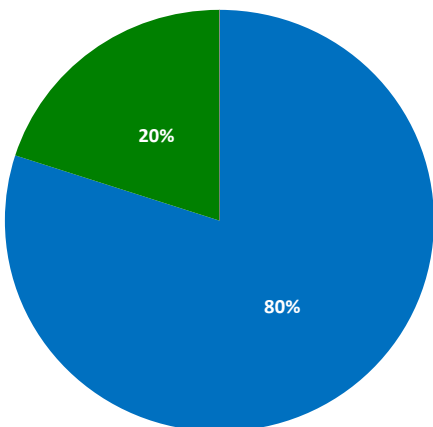
Strongly Agree Agree Disagree Strongly Disagree

Stepwise approach to Laparoscopic Right Hemicolectomy



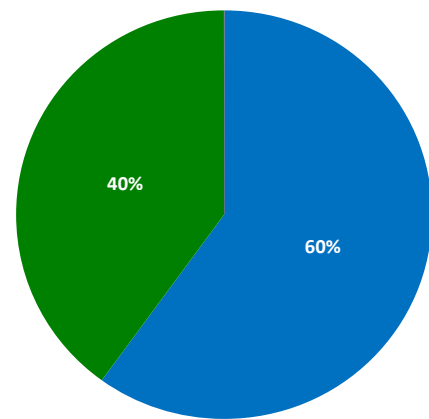
Strongly Agree Agree Disagree Strongly Disagree

Stepwise approach to Laparoscopic Right Hemicolectomy



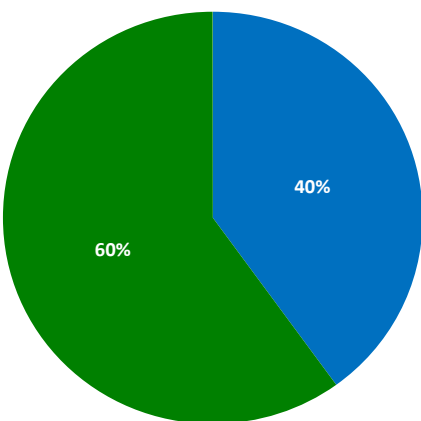
Strongly Agree Agree Disagree Strongly Disagree

Course and Equipment Introduction



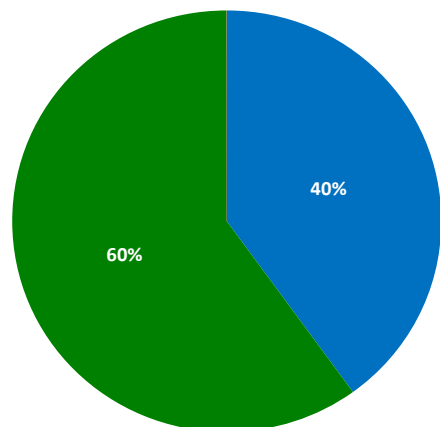
Excellent Good Satisfactory Fair

Appropriate Use of Energy Device



Excellent Good Satisfactory Fair

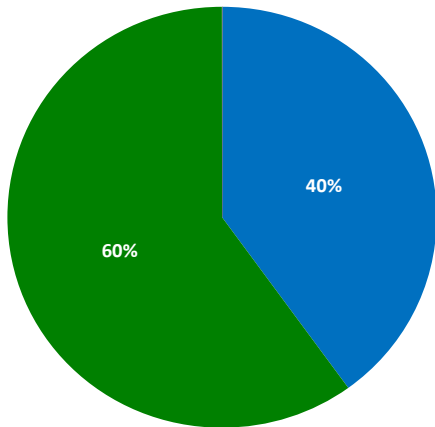
Appropriate Use of Stapling Equipments



Excellent Good Satisfactory Fair

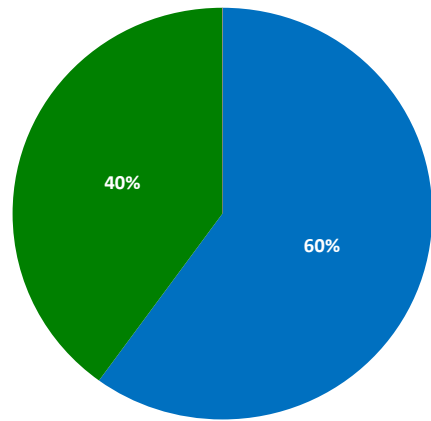
Overall Teaching Feedback

Safe Handling of instruments



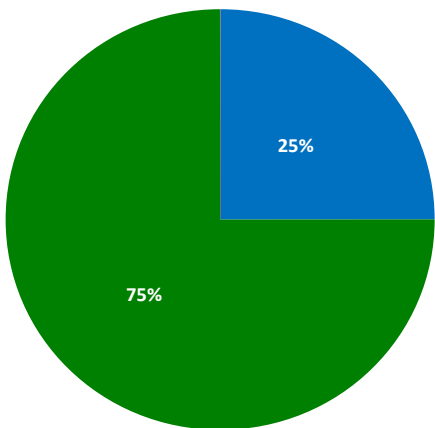
■ Excellent ■ Good ■ Satisfactory ■ Fair

Roeder's Knot



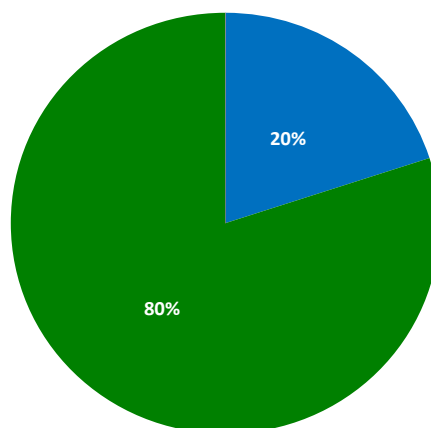
■ Excellent ■ Good ■ Satisfactory ■ Fair

Laparoscopic Appendicectomy



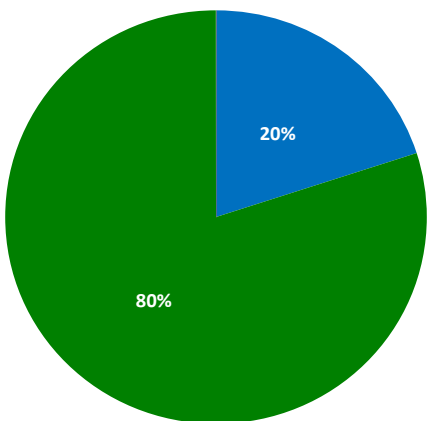
■ Excellent ■ Good ■ Satisfactory ■ Fair

Small Bowel Stacking



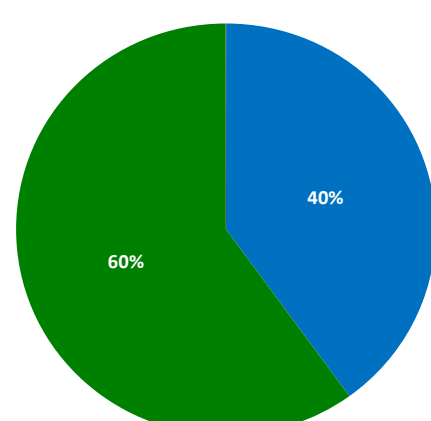
■ Excellent ■ Good ■ Satisfactory ■ Fair

Laparoscopic Right Hemicolectomy



■ Excellent ■ Good ■ Satisfactory ■ Fair

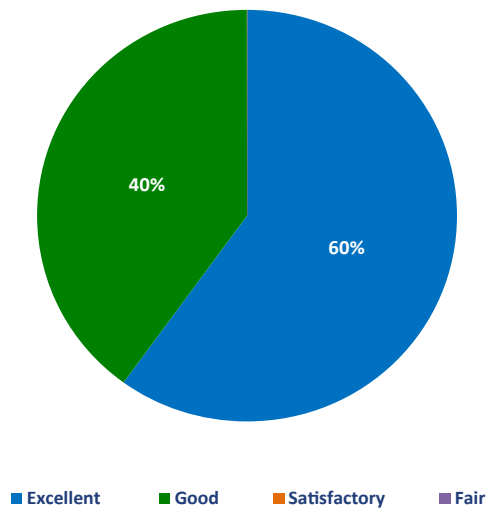
Laparoscopic Splenic Flexure mobilisation



■ Excellent ■ Good ■ Satisfactory ■ Fair

Overall Teaching Feedback

Laparoscopic Anterior Resection





DOCTORS ACADEMY

BETTER EDUCATION. BETTER HEALTH.

Doctors Academy is a UK-based International Non-Profit Organisation comprising of doctors, dentists and scientists that undertakes a diverse range of educational activities globally. The aim of the Academy is to disseminate information and exchange medical knowledge between professionals from diverse backgrounds working in a variety of healthcare settings. This is achieved by the provision of a number of attendance courses, publishing house, online resources and international events/ competitions.

Courses (a selection):

Undergraduate:

- Final Year Medicine and Surgical Revision Courses
- Training the Clinical Anatomy Trainer
- Clinical Anatomy as Applied to Trauma and Emergency Medicine
- Surgical Anatomy of Important Operative Procedures
- Future Surgeons: Key Skills (RCSEd delivered)
- Structured Introduction to Surgical Skills

Postgraduate:

- MRCS Part A
- MRCEM Part A
- MRCS Part B OSCE
- DOHNS: Intensive Revision & OSCE
- Intercollegiate Basic Surgical Skills (RCSEd delivered)
- MRCP PACES Part 2
- FRCS (General Surgery) Exit Exam
- Cadaveric Ultrasound-Guided Musculoskeletal Intervention Course
- Ultrasound-Assisted Botulinum Toxin Injection for Neuromuscular Disorders
- Live Advanced Laparoscopic Colorectal Course



Forthcoming key events:

- International Medical Summer School
- International Academic and Research Conference
- World University Anatomy Challenge

Publications



publications.doctorsacademy.org

World Journal of Medical Education & Research



Peer-reviewed academic journal
with ISSN.

- No fee to view, read and download articles
- No subscription charges
- No submission fees
- No manuscript processing fee
- No publishing fee
- No cost to read, write or publish!

wjmer.co.uk

Online Revision Resources

DoctorExams consists of 1000s of questions with detailed explanations in MCQ, EMQ, SBA and SAQ formats. Questions are written by the Doctors Academy group of experienced clinicians and clinical academics, with mock exams and feedback on performance included to aid a candidate's focused revision of topics. Based on past exams, these questions are carefully crafted to suit the requirements of undergraduate students & postgraduate trainees undertaking relevant speciality exams.

Resources for:

- Medical Students
- Dental Students
- International Entrance Exams
- MRCS Exams
- General Surgery Exams
- Plastic Surgery Exams
- DOHNS Exams

www.doctorexams.co.uk

www.doctorsacademy.org