

## 12<sup>th</sup> Live Advanced Laparoscopic Colorectal Course



Feedback - October 2019

## 12<sup>th</sup> Live Advanced Laparoscopic Colorectal Course

This advanced laparoscopic colorectal course provided the attendee with a sound understanding of some of the recent operative developments in the field. It also provided an overview of the essential fundamentals and underpinning principles of laparoscopic colorectal surgery.

The course, convened by renowned Laparoscopic Colorectal Surgeon Prof. P. N. Haray and supported by an experienced faculty, also gave an opportunity for experienced colorectal surgeons to enhance their understanding and attain invaluable tips to perform laparoscopic colorectal surgery in an effective manner.

There were ample opportunities for the delegates to interact with faculty during the live operative sessions as well as during the lectures. A course dinner was also organised on the evening of the first day.

The days encompassed a series of live operating demonstrations, interspersed with interactive discussions, of important colorectal operations such as:

- o Total Colectomy for conditions such as Ulcerative Colitis and Functional Bowel Disease.
- o Segmental Resections, Left-Side Colonic Resections including Splenic Flexure Mobilisation, and High Anterior Resection.
- o Total Mesorectal Excision with Defunctioning Stomas.
- o Pouch Surgeries / Panproctocolectomy.

### Topics Covered:

- o Patient selection.
- o Relevant anatomy.
- o Equipment.
- o Theatre set-up.
- o Pre- and post-operative management and outcomes.
- o Enhanced recovery programs.
- o Emergency surgery.

### Course Information

**Course Date:** 30<sup>th</sup> September 2019 and 1<sup>st</sup> October 2019

**Venue:** Prince Charles Hospital, Merthyr Tydfil, Wales

**Attendance:** 27 Delegates

**Aimed at:** Post MRCS Surgical Trainees; Colorectal Surgeons

**Course Fee:** £495.00

**Educational grants (that cover the full course fee) are offered by the Department of Colorectal Surgery, Prince Charles Hospital and Doctors Academy for post MRCS surgical trainees working in the UK NHS.**

**This course was granted 12 CPD points by the Royal College of Surgeons of Edinburgh.**



THE ROYAL COLLEGE  
OF SURGEONS OF  
EDINBURGH



# Course Programme

## Programme Day 1

0830 - 0845	Coffee and Registration
0845 - 0850	Welcome and Introduction to the Course
0850 - 0900	Case Presentation of 1 <sup>st</sup> Live Link Case
0900 - 0930	Relevant Anatomy and Theatre Set Up for Anterior Resection
0930 - 1230	Laparoscopic Total Mesorectal Excision for Cancer - Live Link to Operation Theatre
	Presentations by Moderators: The Stepwise Approach to Anterior Resection (videos/discussion around specific steps)

**1230 - 1330**

### Lunch Break

1330 - 1335	Case Presentation of 2 <sup>nd</sup> Live Link Case
1335 - 1400	Relevant Anatomy and Theatre Set Up for Right Hemicolectomy
1400 - 1530	Laparoscopic Right Hemicolectomy for Cancer - Live Link to Operation Theatre
	Presentations by Moderators: The Stepwise Approach to Right Hemicolectomy Port Positioning – General Discussion (videos/discussion around specific steps)

**1530 - 1545**

### Refreshment Break

1545 - 1605	Use of ICG in Colorectal Surgery
1605 - 1625	Robotics in Colorectal Surgery - The Future
1625 - 1645	Transanal Division of the Anorectal Junction followed by Laparoscopic Low Anterior Resection and Coloanal Pouch
1900	Course Dinner at Ty Newydd Country Hotel

# Faculty

## Programme Day 2

0845 - 0900

### Registration and Coffee

0900 - 0910

Case Presentation of 3<sup>rd</sup> Live Link Case

0910 - 1230

Laparoscopic Resection for Colovesical Fistula (Benign Disease) /  
Colonic Cancer Resection -  
Live Link to Operation Theatre

Presentations by Moderators:

Pouch Surgery Video

1230 - 1330

### Lunch Break

1330 - 1345

Challenges in TME

1345 - 1400

Challenges in Establishing Laparoscopic Colorectal Services as a New  
Consultant/ Stapling Issues in Laparoscopic Colorectal Surgery

1400 - 1445

Splenic Flexure Right Lateral Position  
Splenic Flexure Supine Position  
Laparoscopic Left Hemicolectomy Video: How Do I Do It?  
Perineal-Abdominoperineal Excision of Rectum

1445 - 1515

Tips, Tricks and Potential Hazards (Videos and Discussion)

1515 - 1545

Formal Feedback

1545 - 1600

### Refreshment Break

1600 - 1630

Close

## Faculty

### Core Committee and Faculty

#### **Professor P N Haray**

Consultant Colorectal Surgeon  
Prince Charles Hospital, Merthyr Tydfil

#### **Mr Ashraf Masoud**

Consultant Colorectal Surgeon  
Prince Charles Hospital, Merthyr Tydfil

#### **Mr Anton Joseph**

Consultant Colorectal Surgeon  
Prince Charles Hospital, Merthyr Tydfil

#### **Mr Parin Shah**

Consultant Colorectal Surgeon  
Royal Glamorgan Hospital, Llantrisant

#### **Professor Manish Chand**

Consultant Colorectal Surgeon  
University College Hospital, London

#### **Mr Gethin Williams**

Consultant Colorectal Surgeon  
Royal Gwent Hospital, Newport

### Chief Organiser

#### **Mr Mahmoud AbdelDayem**

Senior Speciality Doctor in General and Colorectal Surgery  
Prince Charles Hospital, Merthyr Tydfil

### Local Organisers

#### **Mr James Ansel**

Speciality Registrar in Colorectal Surgery  
Prince Charles Hospital, Merthyr Tydfil

#### **Mr Hisham Bakr**

Speciality Doctor in General Surgery  
Prince Charles Hospital, Merthyr Tydfil

#### **Miss Alexandra Coxon**

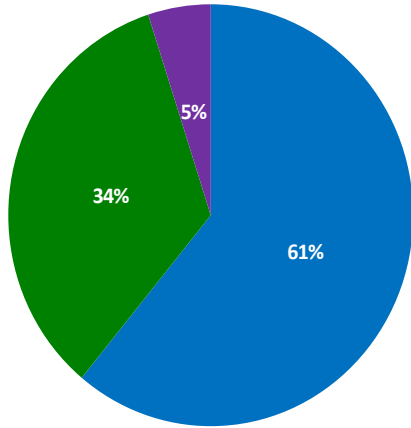
Speciality Trainee in Surgery  
Prince Charles Hospital, Merthyr Tydfil



# Overall Teaching Feedback

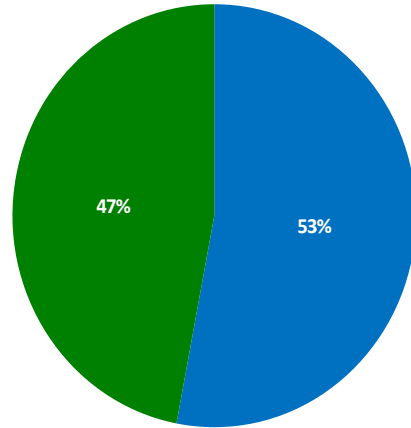
As a result of attending this course, I have a better understanding of:

Principles of Laparoscopic Colorectal Surgery



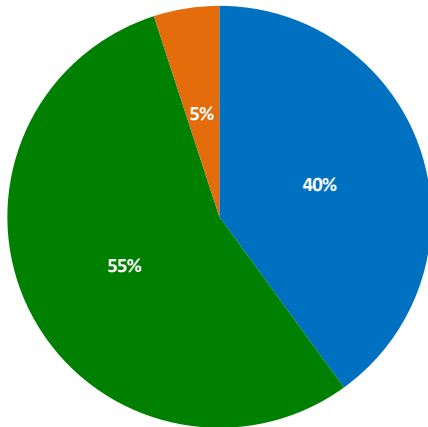
■ Strongly agree ■ Agree ■ Disagree ■ Strongly disagree

Case Presentation 1 and 2



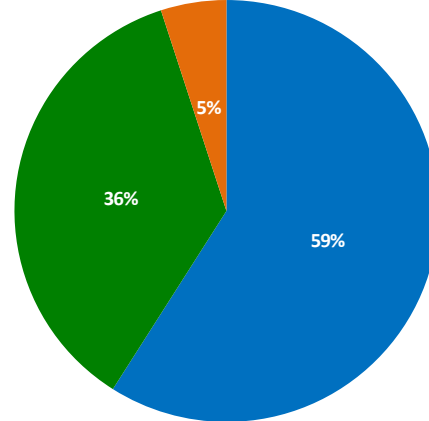
■ Excellent ■ Good ■ Satisfactory ■ Fair

Case Selection



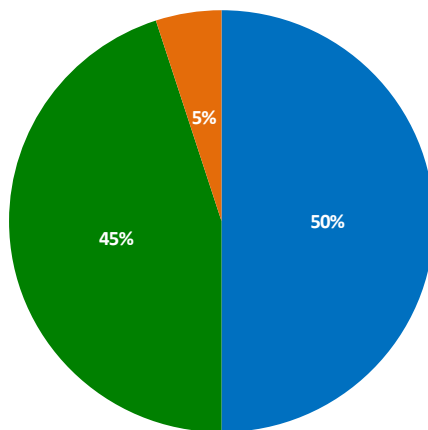
■ Excellent ■ Good ■ Satisfactory ■ Fair

Anatomy and Theatre Set-Up for Anterior Resection



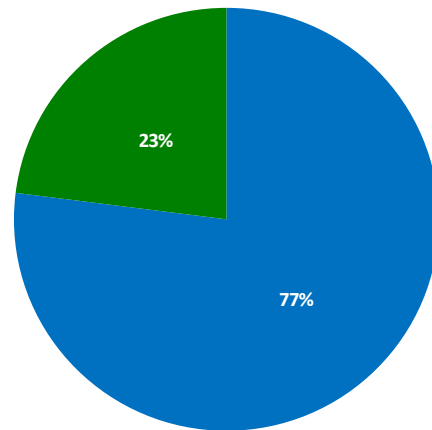
■ Excellent ■ Good ■ Satisfactory ■ Fair

Port Posting for Anterior Resection



■ Excellent ■ Good ■ Satisfactory ■ Fair

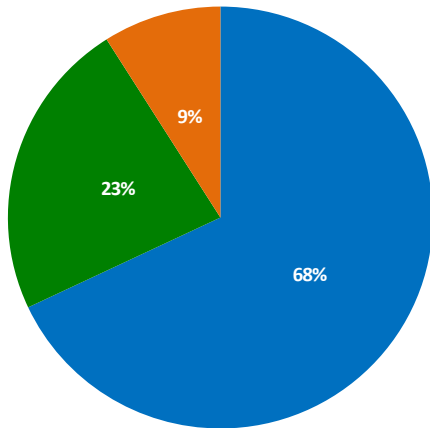
Stepwise Approach to Low Anterior Resection



■ Excellent ■ Good ■ Satisfactory ■ Fair

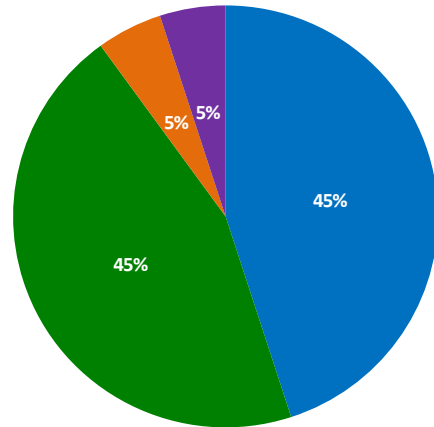
# Overall Teaching Feedback

Anatomy and Theatre Set-Up for Right Hemicolectomy



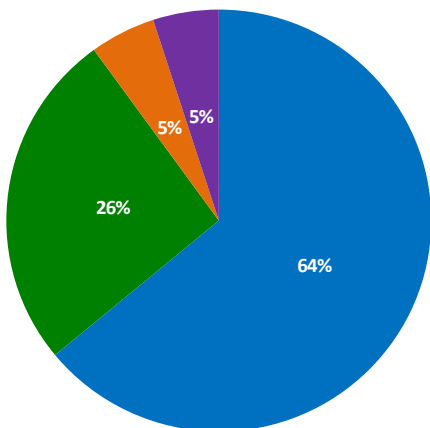
■ Excellent ■ Good ■ Satisfactory ■ Fair

Post Positioning for Right Hemicolectomy



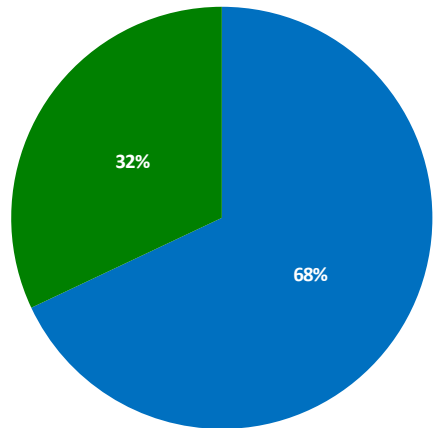
■ Excellent ■ Good ■ Satisfactory ■ Fair

Stepwise Approach to Right Hemicolectomy



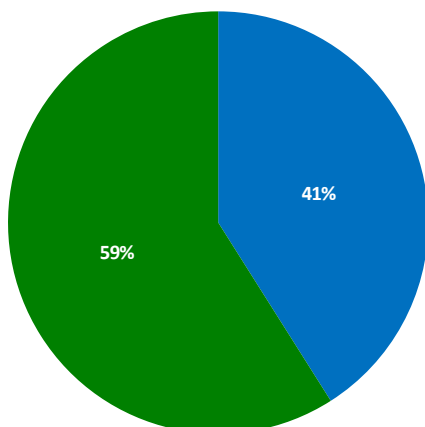
■ Excellent ■ Good ■ Satisfactory ■ Fair

Safety Aspects in Laparoscopic Colorectal Surgery



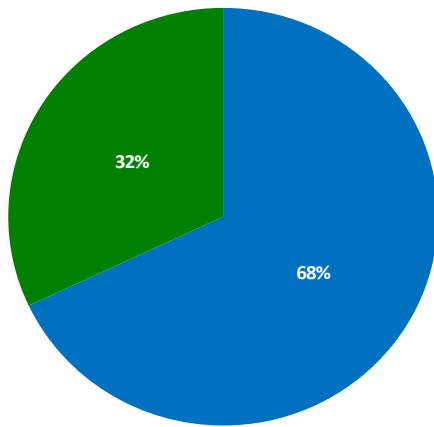
■ Excellent ■ Good ■ Satisfactory ■ Fair

Transanal Division of Anorectal Junction Followed by Laparoscopic Low Anterior Resection and Coloanal Pouch Anastomosis



■ Excellent ■ Good ■ Satisfactory ■ Fair

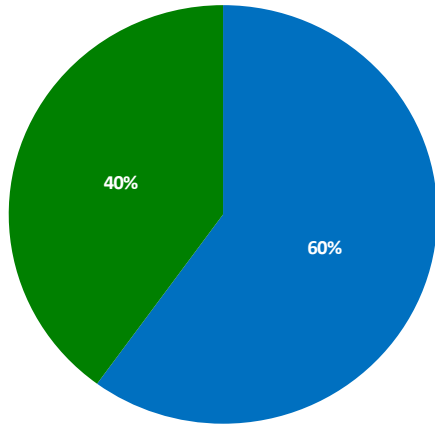
Stapling Issues in Laparoscopic Colorectal Surgery



■ Excellent ■ Good ■ Satisfactory ■ Fair

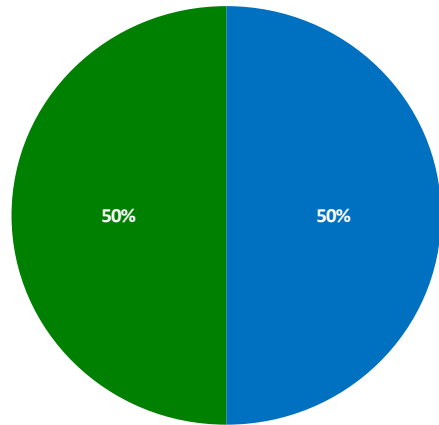
# Overall Teaching Feedback

Case Presentation 3



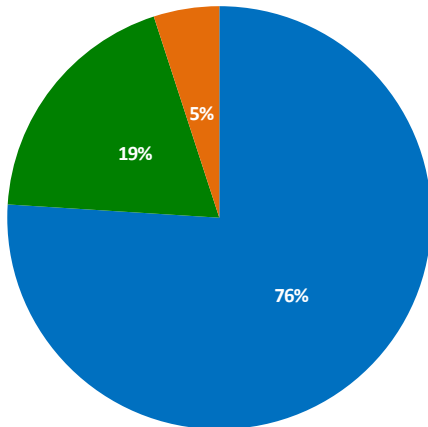
■ Excellent ■ Good ■ Satisfactory ■ Fair

Case Selection



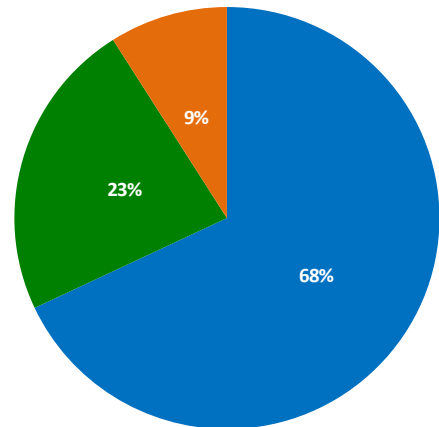
■ Excellent ■ Good ■ Satisfactory ■ Fair

Video Presentations During Live Surgery



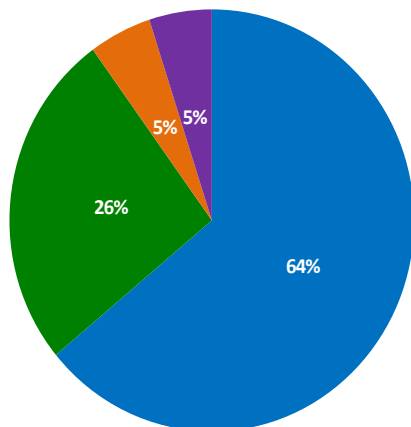
■ Excellent ■ Good ■ Satisfactory ■ Fair

Challenges in Laparoscopic TME



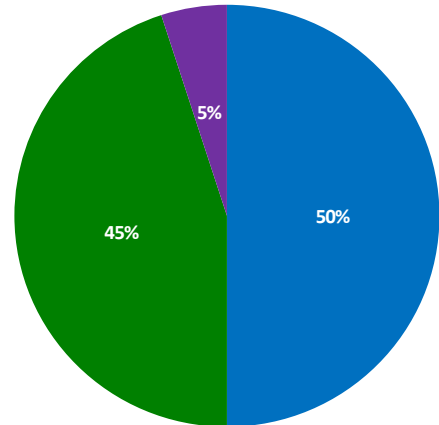
■ Excellent ■ Good ■ Satisfactory ■ Fair

Challenges in Establishing a Laparoscopic Colorectal Service as a New Consultant



■ Excellent ■ Good ■ Satisfactory ■ Fair

Laparoscopic Left Hemicolectomy Video: How Do I Do It?

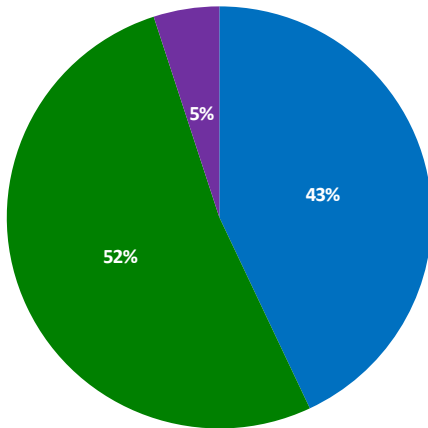


■ Excellent ■ Good ■ Satisfactory ■ Fair



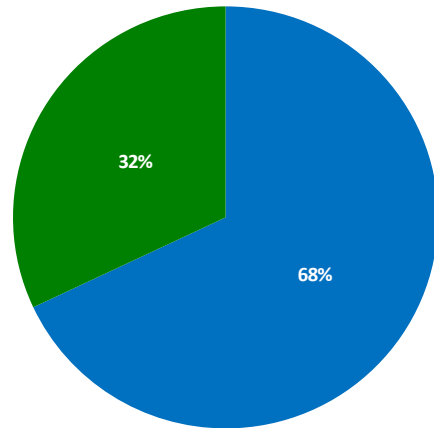
# Overall Teaching Feedback

Miscellaneous (Other Topics Presented)



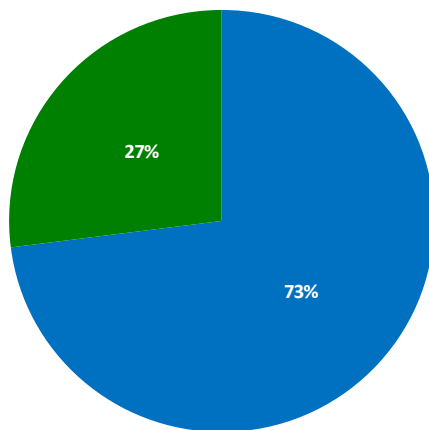
■ Excellent ■ Good ■ Satisfactory ■ Fair

Tips for Safe Dissection



■ Excellent ■ Good ■ Satisfactory ■ Fair

Potential Hazards



■ Excellent ■ Good ■ Satisfactory ■ Fair

## Individual Comments

- Thank you very much.
- Please could you also include IMA-preserving sigmoid colectomy in the course. Something about the pelvic floor would also be useful.
- Booking through Doctors Academy was a hassle.
- Thank you for organising this course. I will be encouraging my trained and junior colleagues to attend so that they can benefit too.
- Offer multiple levels or sessions.
- The organisational support was very good and very helpful. The replies via email were very quick.
- Please link this course with some UK/EU laparoscopic colorectal surgery associations.
- The course offered coverage of theoretical topics.



# DOCTORS ACADEMY

BETTER EDUCATION. BETTER HEALTH.

Doctors Academy is a UK-based International Non-Profit Organisation comprising of doctors, dentists and scientists that undertakes a diverse range of educational activities globally. The aim of the Academy is to disseminate information and exchange medical knowledge between professionals from diverse backgrounds working in a variety of healthcare settings. This is achieved by the provision of a number of attendance courses, publishing house, online resources and international events / competitions.

## Courses (a selection):

### Undergraduate:

- Final Year Medicine and Surgical Revision Courses
- Training the Clinical Anatomy Trainer
- Clinical Anatomy as Applied to Trauma and Emergency Medicine
- Surgical Anatomy of Important Operative Procedures
- Future Surgeons: Key Skills (RCSEd delivered)
- Structured Introduction to Surgical Skills

### Postgraduate:

- MRCS Part A
- MRCEM Part A
- MRCS Part B OSCE
- DOHNS: Intensive Revision & OSCE
- Intercollegiate Basic Surgical Skills (RCSEd delivered)
- MRCP PACES Part 2
- FRCS (General Surgery) Exit Exam
- Cadaveric Ultrasound-Guided Musculoskeletal Intervention Course
- Ultrasound-Assisted Botulinum Toxin Injection for Neuromuscular Disorders
- Live Advanced Laparoscopic Colorectal Course



## Forthcoming key events:

- International Medical Summer School
- International Academic and Research Conference
- World University Anatomy Challenge

## Publications



[publications.doctorsacademy.org](http://publications.doctorsacademy.org)

## World Journal of Medical Education & Research



Peer-reviewed academic journal with ISSN.

- No fee to view, read and download articles
- No subscription charges
- No submission fees
- No manuscript processing fee
- No publishing fee
- No cost to read, write or publish!

[wjmer.co.uk](http://wjmer.co.uk)

## Online Revision Resources

DoctorExams consists of 1000s of questions with detailed explanations in MCQ, EMQ, SBA and SAQ formats. Questions are written by the Doctors Academy group of experienced clinicians and clinical academics, with mock exams and feedback on performance included to aid a candidate's focused revision of topics. Based on past exams, these questions are carefully crafted to suit the requirements of undergraduate students & postgraduate trainees undertaking relevant speciality exams.

### Resources for:

- Medical Students
- Dental Students
- International Entrance Exams
- MRCS Exams
- General Surgery Exams
- Plastic Surgery Exams
- DOHNS Exams

[www.doctorexams.co.uk](http://www.doctorexams.co.uk)

# [www.doctorsacademy.org](http://www.doctorsacademy.org)