



**MRCs Part A Course:
Basic Sciences and Clinical
Application**



Feedback - November 2017

MRCS Part A Course: Basic Sciences and Clinical Application

Basic science subjects such as anatomy, physiology, pathology and microbiology are the principal components for developing a strong foundation for surgical training and for the understanding of its clinically applied aspects such as surgical anatomy and critical care physiology. As such, these subjects form an integral part in the MRCS A exam.

This two-day course provided the attendee with an overview of basic physiological principles, consolidated the candidate's core and applied surgical knowledge in anatomy and relevant pathology, and provided a focused revision of pertinent topics as tested in the exam.

The course was structured into two distinct but related days. During the first day the emphasis was on basic and applied pathology, basic physiology and critical care, principles of surgery and clinical topics. The second day predominately featured topics on basic and surgically applied anatomy, and its related pathology. Microbiology pertinent to MRCS A was also covered during day two. It was advised that candidates attend both days of the course to obtain full benefit but if they were particularly strong in the topics on day one or day two they had the option of attending just one day of the course.

Candidates who attended this course received full access to MRCS Part A online educational resources from www.doctorexams.co.uk for a 4 month period. This resource contains 100s of SBA and EMQ questions for practice. In addition, they also received full access to all presentations via a secure, online link. All these benefits and privileges were included within the course fee.



Course Information

Course date:	18th and 19th November 2017
Venue:	Education Centre Christie Hospital Manchester
Attendance:	12 Delegates
Aimed at:	Trainees preparing for MRCS Part A Examination
Faculty:	Surgeons
Course fee:	Student £260.00



Course Programme

Day 1

SURGICAL AND APPLIED ANATOMY, SYSTEM SPECIFIC PATHOLOGY AND MICROBIOLOGY

0850 - 0900	Registration
0900 - 0910	Introduction and format of the Exam
0910 - 1030	Skull base, Head, Scalp and face; Surgical Pathologies of the Head and Face
1030 - 1110	Neck, Thyroid, Larynx, Pharynx, Tongue; Surgical Pathologies of the Neck

1110 - 1130 Break for refreshments

1130 - 1230	Brachial plexus, arm, shoulder, scapula, back and rotator cuff (includes upper limb nerve injuries, palsies and shoulder pathologies)
1230 - 1300	Cubital fossa, forearm, flexor retinaculum and hand (includes carpal tunnel syndrome, ulnar nerve palsies, hand pathologies)

1300 - 1340 Lunch

1340 - 1420	Thoracic wall; Mediastinum; Heart; Lungs and Diaphragm
1420 - 1440	Vascular anatomy of thorax, head and neck and thorax (includes vascular access and chest drain insertion); Vascular Pathologies of Neck and Thorax
1440 - 1530	Essential topics in Microbiology

1530 - 1550 Break for refreshments

1550 - 1630	Transpyloric plane, anterior abdominal wall and inguinal region (includes hernia)
1630 - 1715	Abdominal and pelvic anatomy (includes bowel pathologies, colon cancer and segmental bowel resections)
1720 - 1745	Lumbar and lumbosacral plexus
1745 - 1830	Femoral triangle, thigh, popliteal fossa; Lower leg, ankle and foot (includes lower limb nerve injuries, palsies, compartment syndrome and ankle injuries)
1830	End of Day 1

Course Programme

Day 2

GENERAL PATHOLOGY, CANCERS, PRINCIPLES OF SURGERY, GENETICS, STATISTICS AND APPLIED SURGICAL SCIENCES

0830 - 0930	Management of Trauma; ATLS Principles; Head Injury; Neurophysiology
0930 - 1000	Basic and General Pathology
1000 - 1025	Genetics and Inheritance Patterns
1025 - 1055	Pre-operative Assessment
1055 - 1115	Post-operative Complications and Management

1115 - 1135 Break for refreshments

1140 - 1210	Fundamentals of Wound Healing; Reconstructive and Plastic Surgery
1210 - 1230	Principles of Local Anaesthetics; Tourniquets; Diathermy
1230 - 1245	Fundamentals of Laparoscopic Surgery
1245 - 1300	Sutures, Suture Materials and Needles

1300 - 1340 Lunch

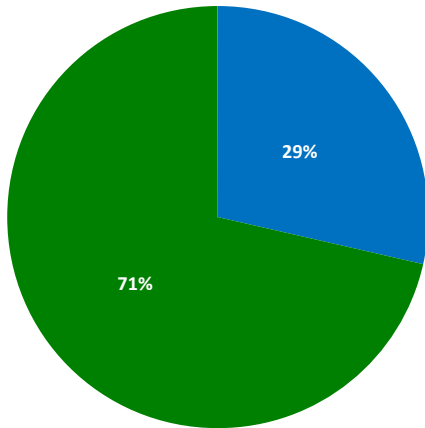
1345 - 1415	Management of Burns
1415 - 1500	Lumps and Benign Lesions; Ulcers; Vascular Pathologies and Vascular Surgery
1500 - 1530	Cancers of Thyroid and Breast

1530 - 1550 Break for refreshments

1550 - 1620	Melanoma and Testicular Cancers
1620 - 1650	Statistics and its Surgical Application
1650 - 1800	Cardiovascular, Respiratory, Endocrine and Renal Physiology
1800	End of Course

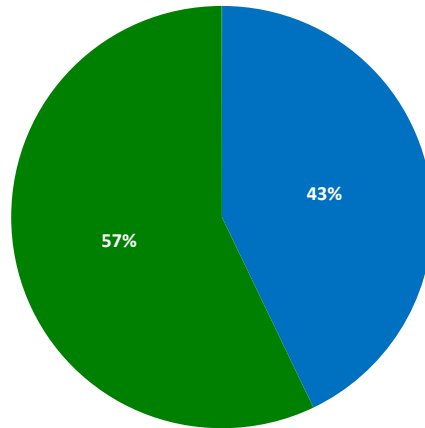
Overall Teaching Feedback

How was the content of the course?



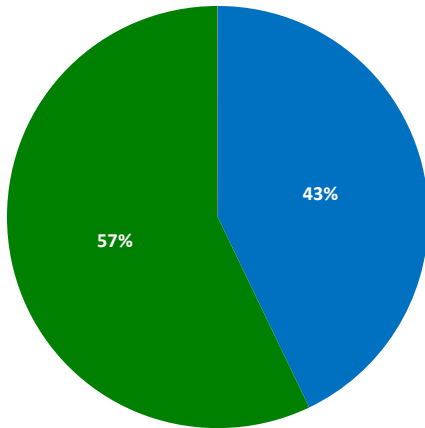
■ Excellent ■ Good ■ Neutral ■ Fair ■ Poor

How were the clarity of lectures?



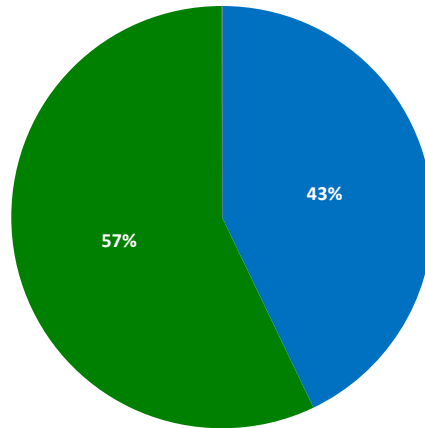
■ Excellent ■ Good ■ Neutral ■ Fair ■ Poor

How would you rate the general academic standard of the lecturer?



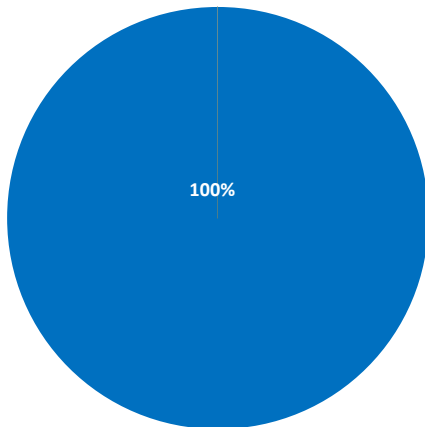
■ Excellent ■ Good ■ Neutral ■ Fair ■ Poor

Did the course cover the main topics you consider are important for the exam?



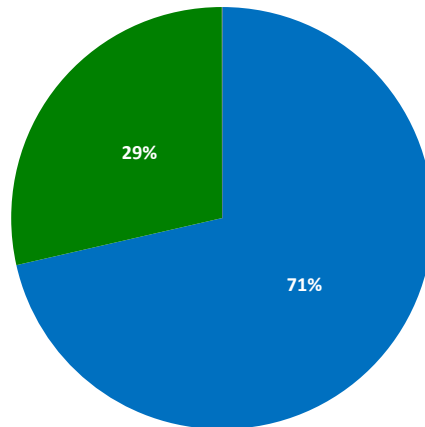
■ Most Certainly ■ Certainly ■ Probably ■ A little ■ Not at all

Anatomy of Skull, Head and Face



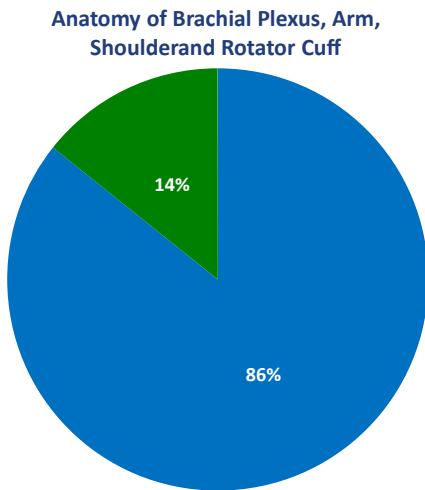
■ Excellent ■ Good ■ Neutral ■ Fair ■ Poor

Anatomy of Neck, Larynx, Pharynx, Tongue

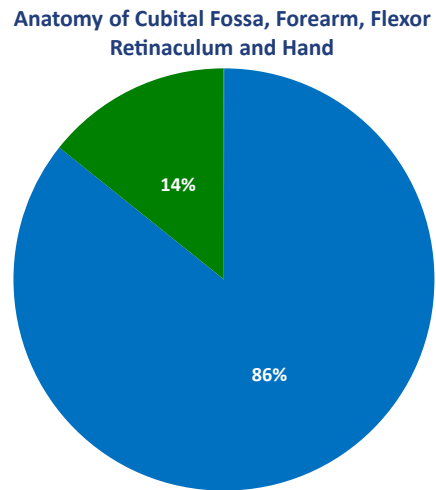


■ Excellent ■ Good ■ Neutral ■ Fair ■ Poor

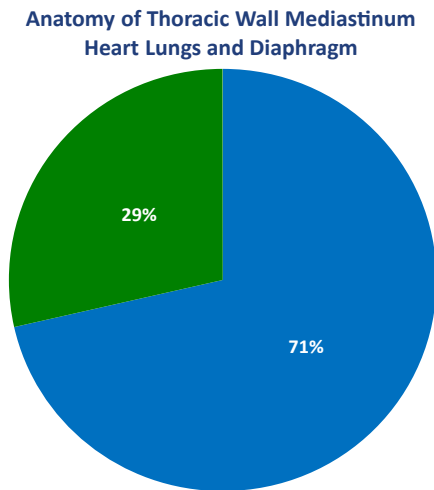
Overall Teaching Feedback



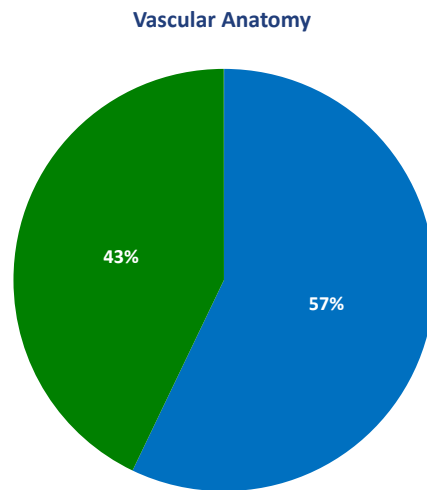
■ Excellent ■ Good ■ Neutral ■ Fair ■ Poor



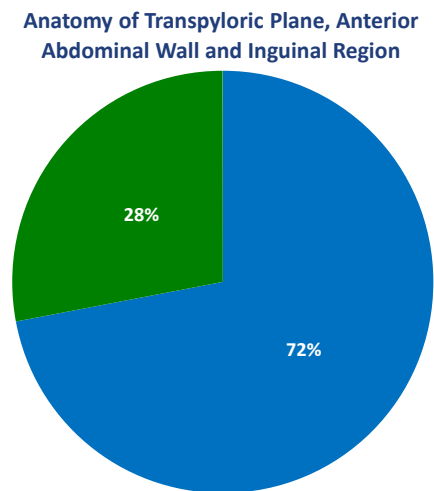
■ Excellent ■ Good ■ Neutral ■ Fair ■ Poor



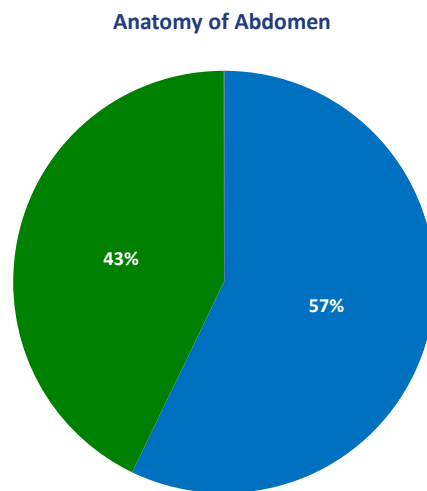
■ Excellent ■ Good ■ Neutral ■ Fair ■ Poor



■ Excellent ■ Good ■ Neutral ■ Fair ■ Poor



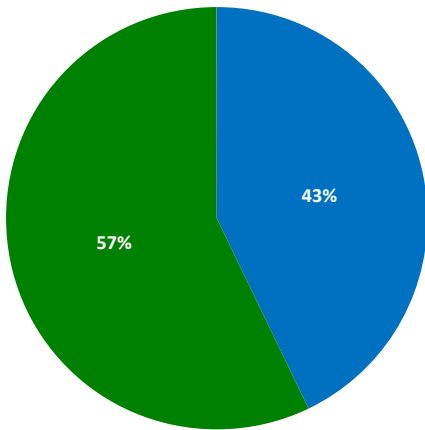
■ Excellent ■ Good ■ Neutral ■ Fair ■ Poor



■ Excellent ■ Good ■ Neutral ■ Fair ■ Poor

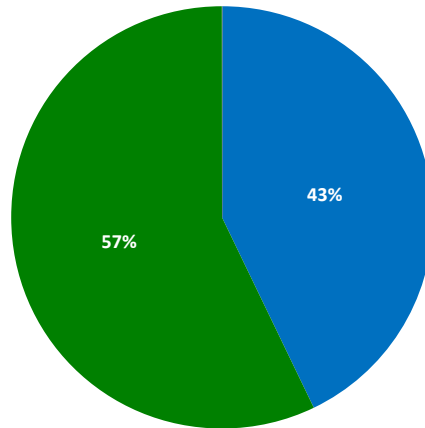
Overall Teaching Feedback

Anatomy of Pelvis



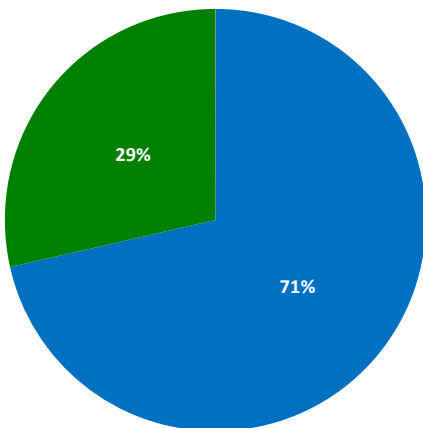
■ Excellent ■ Good ■ Neutral ■ Fair ■ Poor

Anatomy of Lumbar and Lumbosacral Plexus



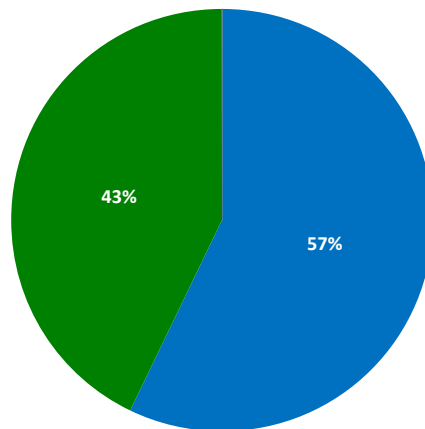
■ Excellent ■ Good ■ Neutral ■ Fair ■ Poor

Anatomy of Femoral Triangle, Thigh, Popliteal Fossa; Lower Leg and Ankle



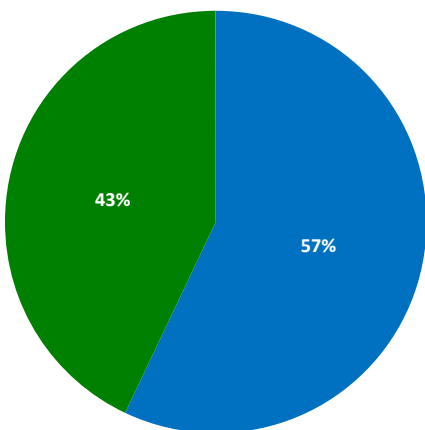
■ Excellent ■ Good ■ Neutral ■ Fair ■ Poor

Basic and General Pathology



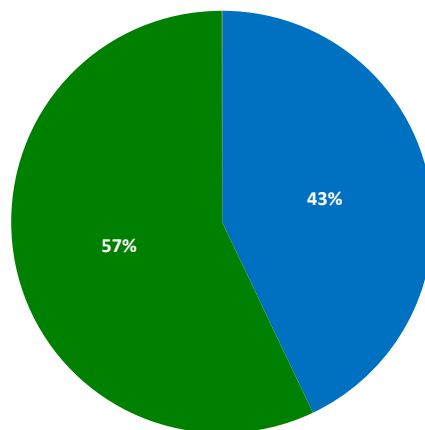
■ Excellent ■ Good ■ Neutral ■ Fair ■ Poor

Genetics and Inheritance Patterns



■ Excellent ■ Good ■ Neutral ■ Fair ■ Poor

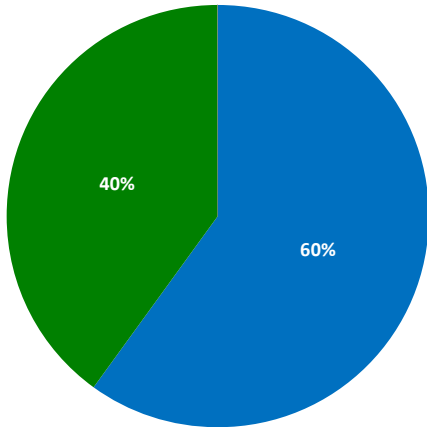
Statistics and its Surgical Application



■ Excellent ■ Good ■ Neutral ■ Fair ■ Poor

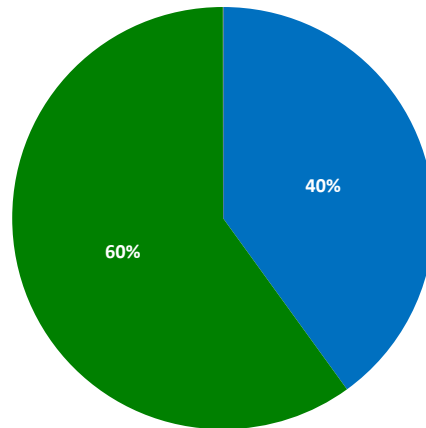
Overall Teaching Feedback

Fundamentals of Wound Healing



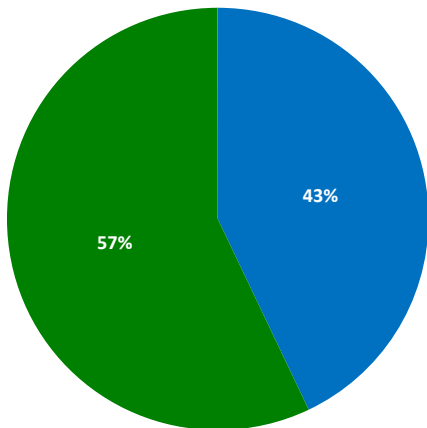
■ Excellent ■ Good ■ Neutral ■ Fair ■ Poor

Basics of Reconstruction, Grafts and Flaps (Plastic Surgery)



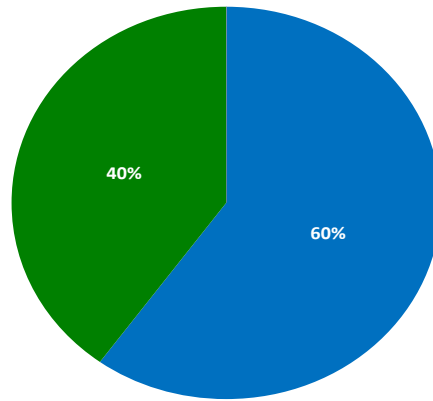
■ Excellent ■ Good ■ Neutral ■ Fair ■ Poor

Principles of Local Anaesthesia



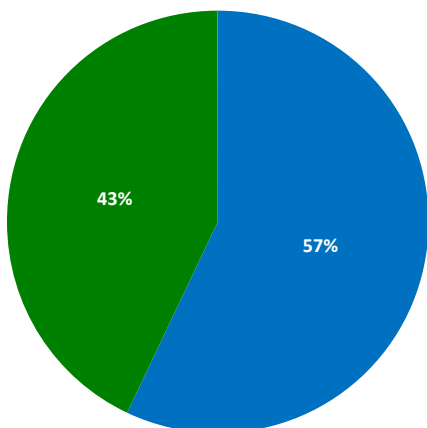
■ Excellent ■ Good ■ Neutral ■ Fair ■ Poor

Sutures, Suture Materials and Needles



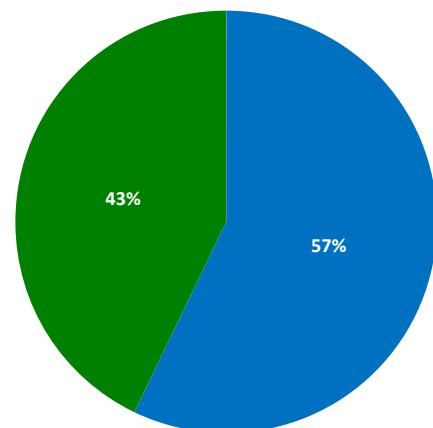
■ Excellent ■ Good ■ Neutral ■ Fair ■ Poor

Basics of Head Injury and Neurophysiology



■ Excellent ■ Good ■ Neutral ■ Fair ■ Poor

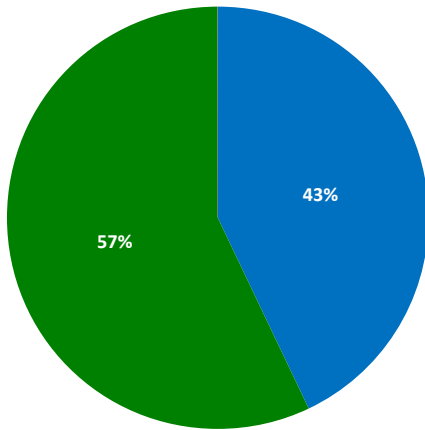
Upper GI Physiology and Pathology



■ Excellent ■ Good ■ Neutral ■ Fair ■ Poor

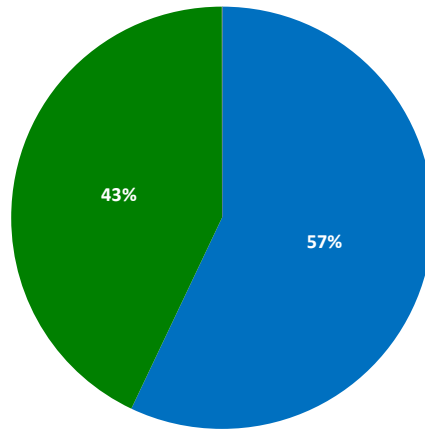
Overall Teaching Feedback

Pathologies in the Perineum



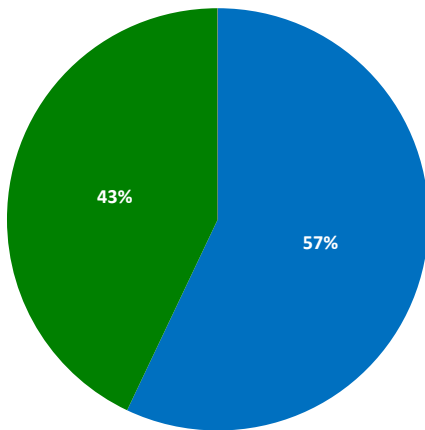
■ Excellent ■ Good ■ Neutral ■ Fair ■ Poor

Principles in the Management of Burns



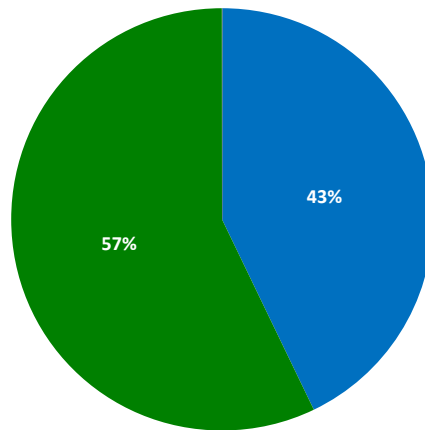
■ Excellent ■ Good ■ Neutral ■ Fair ■ Poor

Rhabdomyolysis



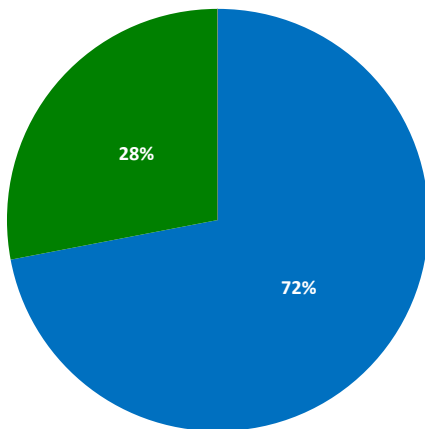
■ Excellent ■ Good ■ Neutral ■ Fair ■ Poor

Basics of Oesophageal and Gastric Cancers



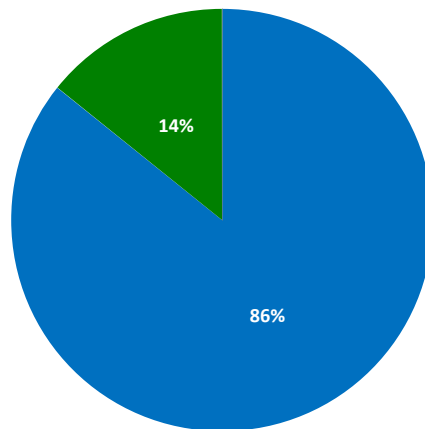
■ Excellent ■ Good ■ Neutral ■ Fair ■ Poor

Management of Skin Cancers



■ Excellent ■ Good ■ Neutral ■ Fair ■ Poor

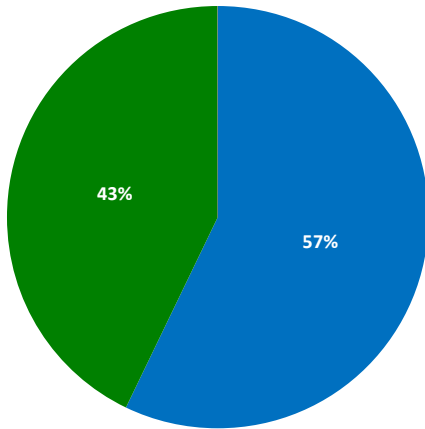
Management of Melanomas



■ Excellent ■ Good ■ Neutral ■ Fair ■ Poor

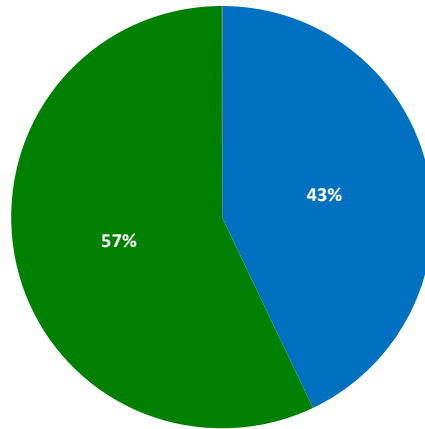
Overall Teaching Feedback

Management of Testicular Cancer



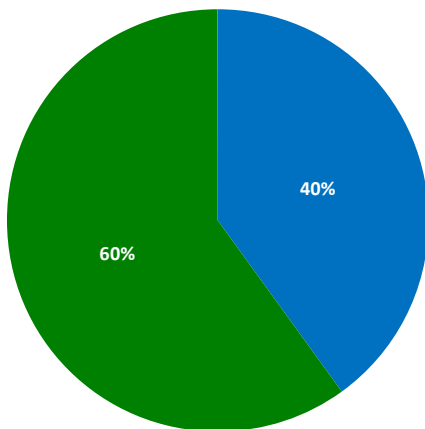
■ Excellent ■ Good ■ Neutral ■ Fair ■ Poor

Differentials for Scrotal Swellings



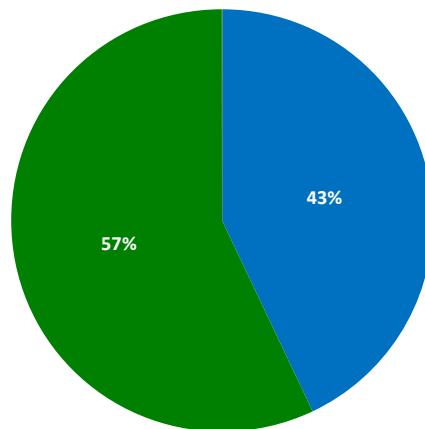
■ Excellent ■ Good ■ Neutral ■ Fair ■ Poor

Management of Colorectal Cancer



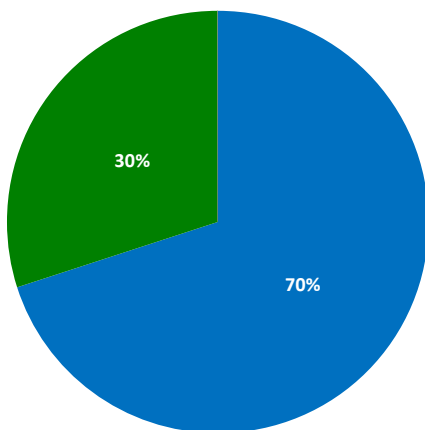
■ Excellent ■ Good ■ Neutral ■ Fair ■ Poor

Management of Ulcers



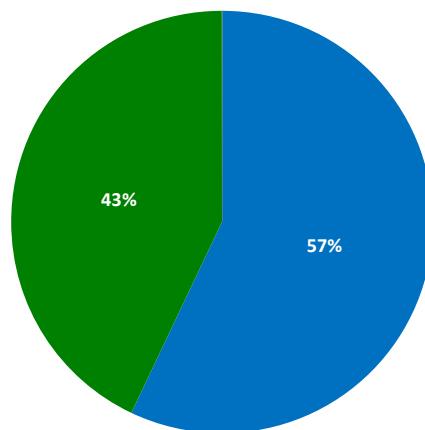
■ Excellent ■ Good ■ Neutral ■ Fair ■ Poor

Management of Fracture Neck of Femur



■ Excellent ■ Good ■ Neutral ■ Fair ■ Poor

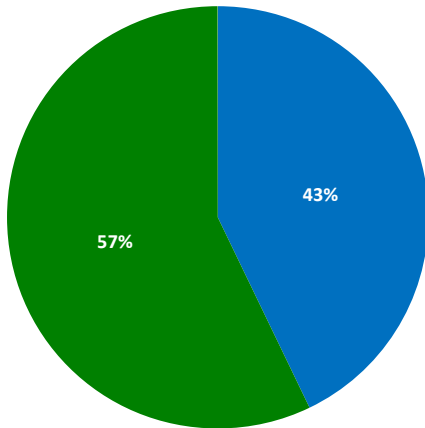
Interactive Questions, Discussion and Revision



■ Excellent ■ Good ■ Neutral ■ Fair ■ Poor

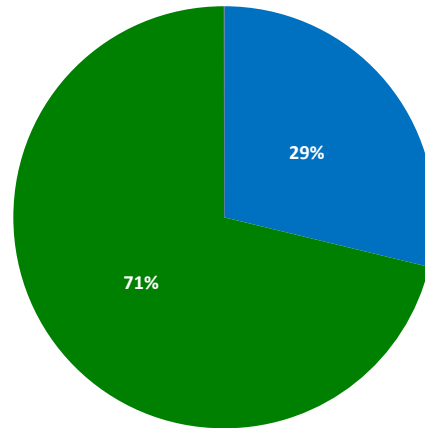
Overall Teaching Feedback

How were the facilities and venue?



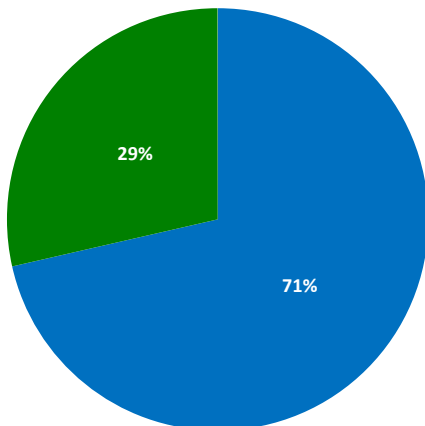
■ Excellent ■ Good ■ Neutral ■ Fair ■ Poor

How were the refreshments and lunch?



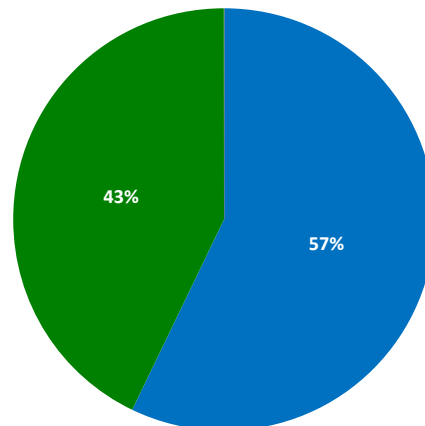
■ Excellent ■ Good ■ Neutral ■ Fair ■ Poor

How was the general friendliness of the faculty and organisers?



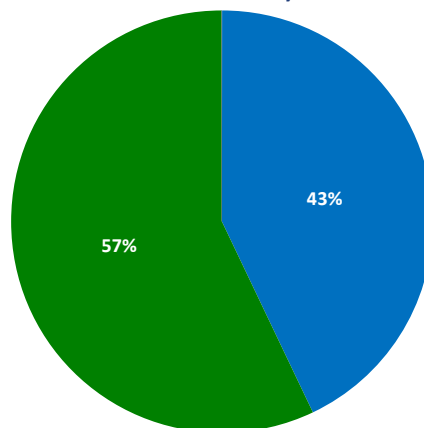
■ Very friendly ■ Friendly ■ Neutral ■ Not very friendly ■ Can't comment

Would you recommend this course to a friend?



■ Most certainly ■ Certainly ■ Neutral ■ May be ■ Don't think so

Do you think that this course provided good value for money?



■ Most certainly ■ Certainly ■ Neutral

Individual Comments

Overall gives good orientation for exam.

RB

Wrightington Hospital, Wigan

This course was fast pace. The content, organisation, teaching and presentation were all excellent. Highly recommended.

JD

It was great. Laid a great foundation and plan to start my studying.

SB

New Cross Hospital, Wolverhampton

Good.

OA

New Cross Hospital, Wolverhampton



DOCTORS ACADEMY

BETTER EDUCATION. BETTER HEALTH.

Doctors Academy is a UK-based International Non-Profit Organisation comprising of doctors, dentists and scientists that undertakes a diverse range of educational activities globally. The aim of the Academy is to disseminate information and exchange medical knowledge between professionals from diverse backgrounds working in a variety of healthcare settings. This is achieved by the provision of a number of attendance courses, publishing house, online resources and international events/ competitions.

Courses (a selection):

Undergraduate:

- Final Year Medicine and Surgical Revision Courses
- Training the Clinical Anatomy Trainer
- Clinical Anatomy as Applied to Trauma and Emergency Medicine
- Surgical Anatomy of Important Operative Procedures
- Future Surgeons: Key Skills (RCSEd delivered)
- Structured Introduction to Surgical Skills

Postgraduate:

- MRCS Part A
- MRCEM Part A
- MRCS Part B OSCE
- DOHNS: Intensive Revision & OSCE
- Intercollegiate Basic Surgical Skills (RCSEd delivered)
- MRCP PACES Part 2
- FRCS (General Surgery) Exit Exam
- Cadaveric Ultrasound-Guided Musculoskeletal Intervention Course
- Ultrasound-Assisted Botulinum Toxin Injection for Neuromuscular Disorders
- Live Advanced Laparoscopic Colorectal Course



Forthcoming key events:

- **International Medical Summer School**
Manchester, 31st July to 4th August 2017
- **International Academic and Research Conference**
Manchester, 5th August 2017
- **World University Anatomy Challenge**
Manchester, 4th August 2017

Publications



publications.doctorsacademy.org

World Journal of Medical Education & Research



Peer-reviewed academic journal
with ISSN.

- No fee to view, read and download articles
- No subscription charges
- No submission fees
- No manuscript processing fee
- No publishing fee
- No cost to read, write or publish!

wjmer.co.uk

Online Revision Resources

DoctorExams consists of 1000s of questions with detailed explanations in MCQ, EMQ, SBA and SAQ formats. Questions are written by the Doctors Academy group of experienced clinicians and clinical academics, with mock exams and feedback on performance included to aid a candidate's focused revision of topics. Based on past exams, these questions are carefully crafted to suit the requirements of undergraduate students & postgraduate trainees undertaking relevant speciality exams.

Resources for:

- Medical Students
- Dental Students
- International Entrance Exams
- MRCS Exams
- General Surgery Exams
- Plastic Surgery Exams
- DOHNS Exams

www.doctorexams.co.uk

www.doctorsacademy.org