



PAEDIATRICS



**DOCTORS
ACADEMY**

BETTER EDUCATION. BETTER HEALTH.

Dublin Infant Hip Ultrasound Update Graf Course:

For the Diagnosis and Management of Developmental
Dysplasia of the Infant Hip



Feedback - December 2017

Dublin Infant Hip Ultrasound Course

This course followed the same format as the hugely popular course which has been run by Dr Sally Scott in the UK for the last 27 years. It was organised by Dr Scott in conjunction with the Irish National Clinical Programme for Paediatrics and Neonatology. Professor Graf was again the main lecturer. The course aimed to provide participants with a thorough understanding of the role of ultrasound in the diagnosis and management of Developmental Dysplasia of the Hip (previously known as Congenital Dislocation of the Hip).

The course covered the theoretical knowledge and practical skills required to perform and interpret infant hip ultrasound examinations. It also looked at management based on ultrasound findings. Aspects such as the choice of equipment and setting up an ultrasound service was also covered.

This course was aimed at Radiologists, Sonographers, Orthopaedic Surgeons, Paediatricians and Physiotherapists. Members of multidisciplinary teams who work with infant hip dysplasia were encouraged to attend together.

Course Information

Course date:	7th December 2017
Venue:	The National Maternity Hospital, 2 Holles Street, Dublin 2, Ireland
Attendance:	17 Delegates
Aimed at:	Orthopaedic Surgeons Radiologists, Sonographers Paediatricians
Course fee:	£130



Course Programme

0830 - 0900 Registration

0900 - 1230 Revision of hip sonography, technique and scan interpretation

Common pitfalls

Case viewing

1230 - 1330

Lunch

1330 - 1430 Practical scanning session

1430 - 1700 Clinical and ultrasound management of Developmental Hip Dysplasia

New developments

Case viewing

There will be short tea and coffee breaks in the morning and in the afternoon

Faculty

Professor Reinhard Graf, MD

Professor Graf is the originator of using hip ultrasounds for infant hips. He is currently a Professor of Orthopaedic Surgery in the University of Graz, Austria.

Dr Sally Scott, FRCR

Dr Scott was a consultant radiologist at the Dorset County Hospital. She established the first hip ultrasound in the UK and is on the national hip ultrasound screening committee.

Ms Claudia Maizen, MD, FRCS (Orth)

Consultant Orthopaedic Surgeon
Barts and the Royal London Hospital

Mr Joe O'Beirne, MB BCh NUI, Mch Orth Lpool, FRCSI, FRCS Edin

Mr O'Beirne is a consultant orthopaedic surgeon at the University Hospital of Waterford, Ireland, with special interest in hand and wrist surgery and developmental dysplasia of hip.

Miss Helen McDonald

Miss McDonald is a radiographer and co-ordinator of the Irish National Developmental Dysplasia of the Hip Screening Programme at University Hospital of Waterford, Ireland.

Dr Thara Persaud, BSc, MBBS, FRCR RCSI

Dr Persaud is a Consultant Paediatric Radiologist at Temple Street Children's University Hospital, Dublin.

Mr Khalid S. Khan Bhambro, FRCS-Ed, FRCS-Ed(Tr & Orth)

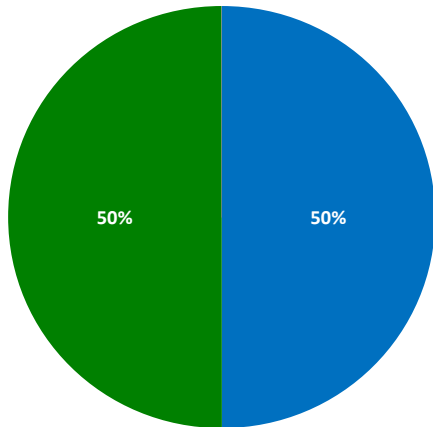
Consultant Orthopaedics and Trauma Lead
Our Lady of Lourdes Hospital
Drogheda, Ireland.

Dr Ruth Fenelon, MB, MRCPI, FRCR

Radiologist
National Maternity Hospital
Holles Street. Dublin 2

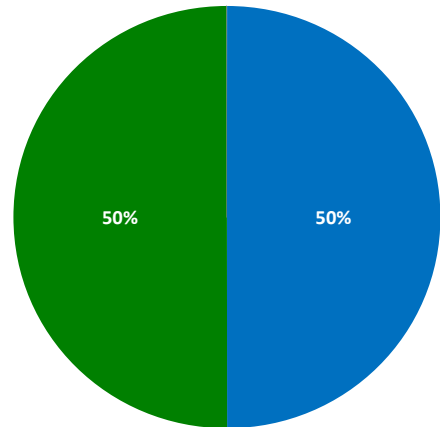
Overall Course Feedback

How was the content of the course?



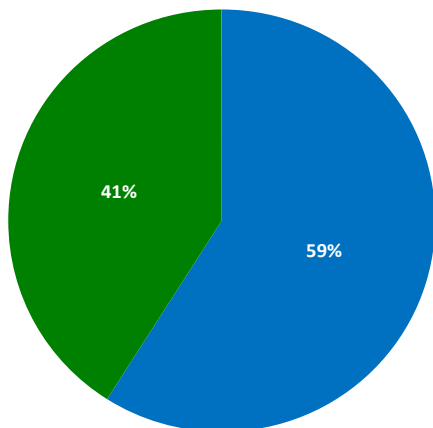
■ Excellent ■ Good ■ Neutral ■ Fair ■ Poor

How were the clarity of demonstrations?



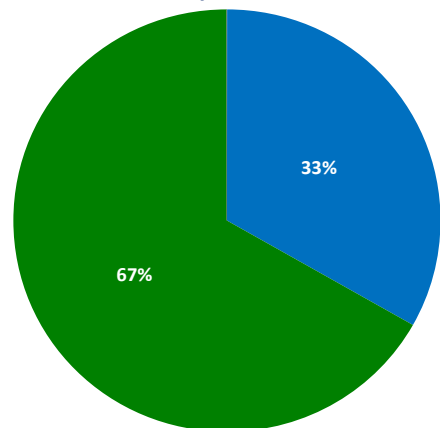
■ Excellent ■ Good ■ Neutral ■ Fair ■ Poor

How would you rate the general academic standard of the tutors?



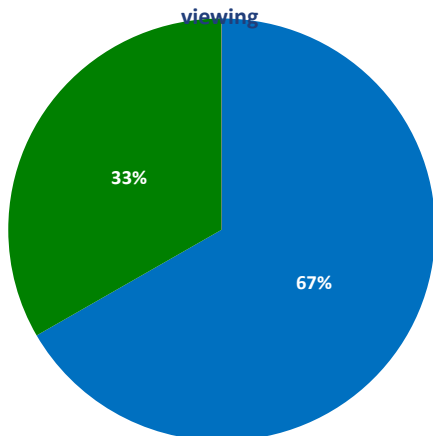
■ Excellent ■ Good ■ Neutral ■ Fair ■ Poor

Did you get sufficient time to practice in every station?



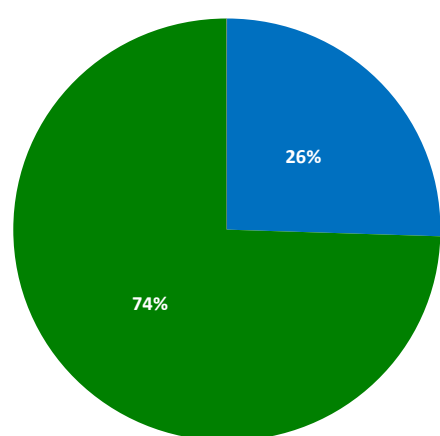
■ Most certainly ■ Certainly ■ Neutral ■ Not much ■ Not at all

Revision of hip sonography Technique and scan interpretation Common pitfalls Case viewing



■ Excellent ■ Good ■ Neutral ■ Fair ■ Poor

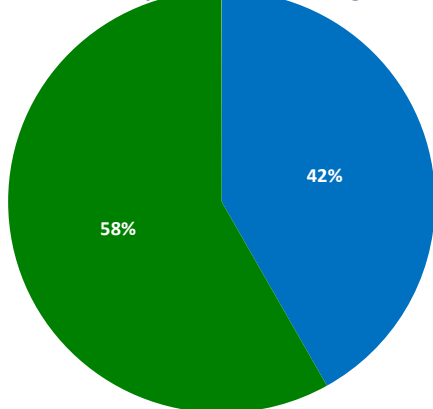
Practical scanning session



■ Excellent ■ Good ■ Neutral ■ Fair ■ Poor

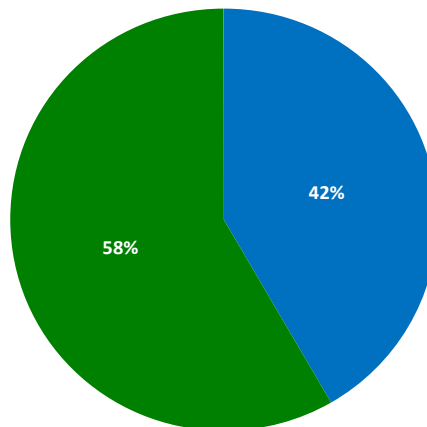
Overall Course Feedback

Clinical and ultrasound management of Developmental Hip Dysplasia New developments Case viewing



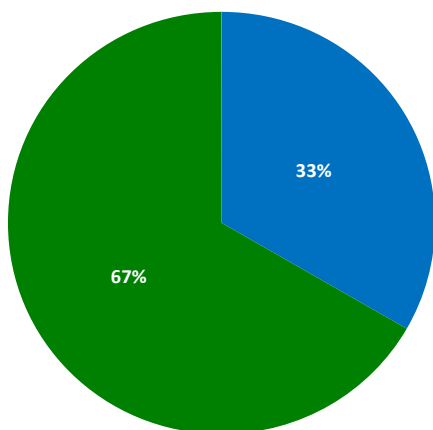
■ Excellent ■ Good ■ Neutral ■ Fair ■ Poor

How were the facilities and venue?



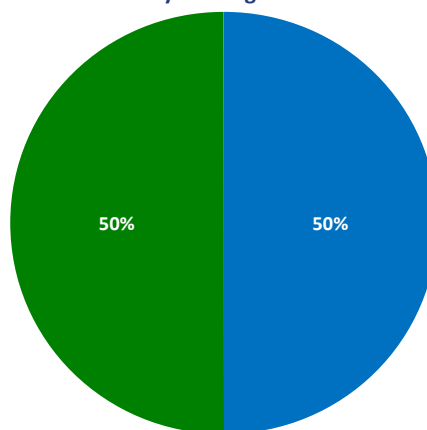
■ Excellent ■ Good ■ Neutral ■ Fair ■ Poor

How were the refreshments and lunch?



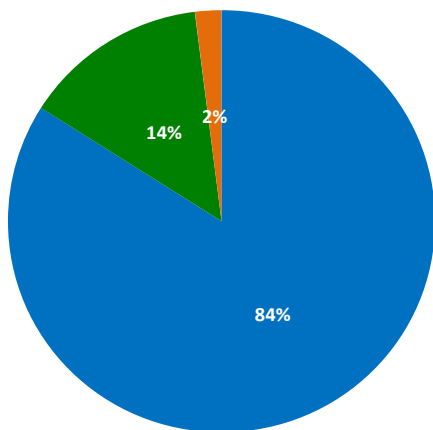
■ Excellent ■ Good ■ Neutral ■ Fair ■ Poor

How was the general friendliness of the faculty and organisers?



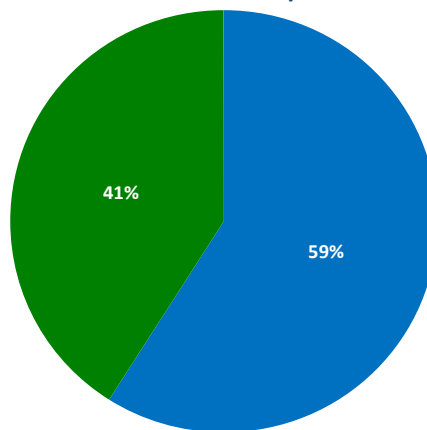
■ Very friendly ■ Friendly ■ Neutral
■ Not very friendly ■ Can't comment

Would you recommend this course to a friend?



■ Most certainly ■ Certainly ■ Probably ■ Unlikely ■ Not at all

Do you think that this course provided good value for money?



■ Most certainly ■ Certainly ■ Probably ■ Unlikely ■ Not at all

Individual Comments

Very professional.

DR
Our Lady's Children's Hospital, Crumlin, Dublin 12

Thank you.

TY
University Hospital Limerick

Great teaching and educational.

MP
Our Lady Of Lourdes Hospital , Drogheda , Co.Louth, Ireland

Excellent course, should be more often, especially for Radiology and orthopaedics.

AR
Cavan General Hospital, Cavan

This was an efficiently run course. Course content and delivery was excellent.

HH
Croom Orthopaedic Hospital

Good.

IR
Children's University Hospital, Temple Street



DOCTORS ACADEMY

BETTER EDUCATION. BETTER HEALTH.

Doctors Academy is a UK-based International Non-Profit Organisation comprising of doctors, dentists and scientists that undertakes a diverse range of educational activities globally. The aim of the Academy is to disseminate information and exchange medical knowledge between professionals from diverse backgrounds working in a variety of healthcare settings. This is achieved by the provision of a number of attendance courses, publishing house, online resources and international events/ competitions.

Courses (a selection):

Undergraduate:

- Final Year Medicine and Surgical Revision Courses
- Training the Clinical Anatomy Trainer
- Clinical Anatomy as Applied to Trauma and Emergency Medicine
- Surgical Anatomy of Important Operative Procedures
- Future Surgeons: Key Skills (RCSEd delivered)
- Structured Introduction to Surgical Skills

Postgraduate:

- MRCS Part A
- MRCEM Part A
- MRCS Part B OSCE
- DOHNS: Intensive Revision & OSCE
- Intercollegiate Basic Surgical Skills (RCSEd delivered)
- MRCP PACES Part 2
- FRCS (General Surgery) Exit Exam
- Cadaveric Ultrasound-Guided Musculoskeletal Intervention Course
- Ultrasound-Assisted Botulinum Toxin Injection for Neuromuscular Disorders
- Live Advanced Laparoscopic Colorectal Course



Forthcoming key events:

- **International Medical Summer School**
Manchester, 6th to 10th August 2018
- **International Academic and Research Conference**
Manchester, 11th August 2018
- **World University Anatomy Challenge**
Manchester, 9th and 10th August 2018

Publications



publications.doctorsacademy.org

World Journal of Medical Education & Research



Peer-reviewed academic journal
with ISSN.

- No fee to view, read and download articles
- No subscription charges
- No submission fees
- No manuscript processing fee
- No publishing fee
- No cost to read, write or publish!

wjmer.co.uk

Online Revision Resources

DoctorExams consists of 1000s of questions with detailed explanations in MCQ, EMQ, SBA and SAQ formats. Questions are written by the Doctors Academy group of experienced clinicians and clinical academics, with mock exams and feedback on performance included to aid a candidate's focused revision of topics. Based on past exams, these questions are carefully crafted to suit the requirements of undergraduate students & postgraduate trainees undertaking relevant speciality exams.

Resources for:

- Medical Students
- Dental Students
- International Entrance Exams
- MRCS Exams
- General Surgery Exams
- Plastic Surgery Exams
- DOHNS Exams

www.doctorexams.co.uk

www.doctorsacademy.org