

**25<sup>th</sup> Update Graf Course -  
Ultrasound Course**  
for the Diagnosis and Management of Dysplasia of the Infant Hip



Feedback - June 2019



## 25<sup>th</sup> Update Graf Course - Ultrasound Course for the Diagnosis and Management of Dysplasia of the Infant Hip

This UPDATE course, previously run in Dorchester as the West Dorset Hip Update Course, was led by Professor Reinhard Graf, Professor of Orthopaedics at the University of Graz, Austria.

### Aims and Objectives:

- o To ensure that participants were competent and confident in the technique of hip sonography.
- o To address any pertinent technical or knowledge-related issues that participants were encountering.
- o To discuss in greater depth the clinical and ultrasonic management of children with Developmental Dysplasia of the Hip (previously known as Congenital Dislocation of the Hip) including new developments.

### Course Information

|                     |  |
|---------------------|--|
| <b>Course Date:</b> | <b>22<sup>nd</sup> June 2019</b>   |
| <b>Venue:</b>       | <b>Ty Dewi Sant, Heath Park Campus, University Hospital of Wales, Cardiff</b>  |
| <b>Attendance:</b>  | <b>30 Delegates</b>  |
| <b>Aimed at:</b>    | <b>Multidisciplinary teams working with infant hip dysplasia. Orthopaedic Surgeons, Radiologists, Paediatricians, Sonographers and Physiotherapists.</b> |
| <b>Faculty:</b>     | <b>Surgeons</b>  |
| <b>Course Fee:</b>  | <b>£125.00</b>   |



## Course Programme

|             |   |
|-------------|---|
| 0845 - 0900 | Registration  |
| 0900 - 0910 | Introduction  |
| 0910 - 1050 | <b>Session 1:</b> Revision of Hip Sonography, Technique and Interpretation<br>Common Pitfalls<br>Case Viewing |

**1050 - 1110** **Break for Refreshments**

|             |   |
|-------------|---|
| 1110 - 1250 | <b>Session 2:</b> Revision of Hip Sonography, Technique and Interpretation<br>Common Pitfalls<br>Case Viewing |
|-------------|---|

**1250 - 1330** **Break for Lunch**

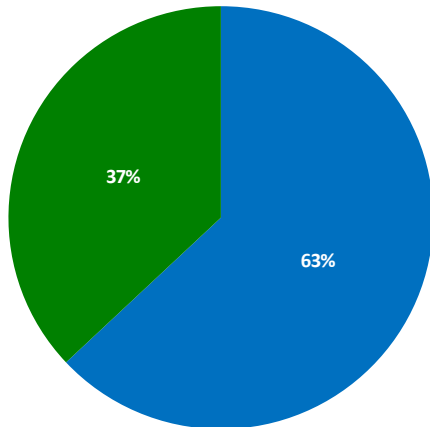
|             |   |
|-------------|---|
| 1330 - 1430 | Practical Scanning Session  |
| 1430 - 1530 | <b>Session 1:</b> Clinical and Ultrasound Management of Developmental Hip Dysplasia<br>New Developments |

**1530 - 1550** **Break for Refreshments**

|             |   |
|-------------|---|
| 1550 - 1730 | <b>Session 2:</b> Clinical and Ultrasound Management of Developmental Hip Dysplasia<br>New Developments |
| 1730        | Summary, Feedback and End of Course   |

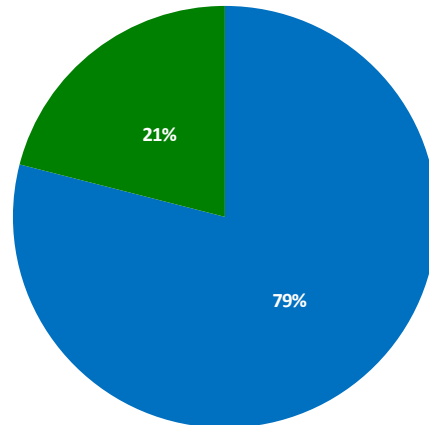
# Overall Teaching Feedback

How was the content of the course?



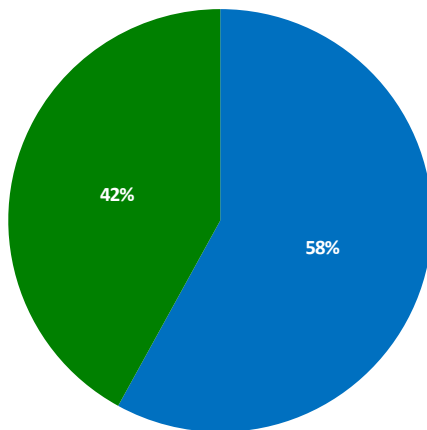
■ Excellent ■ Good ■ Neutral ■ Fair ■ Poor

How would you rate the general academic standard of the faculty?



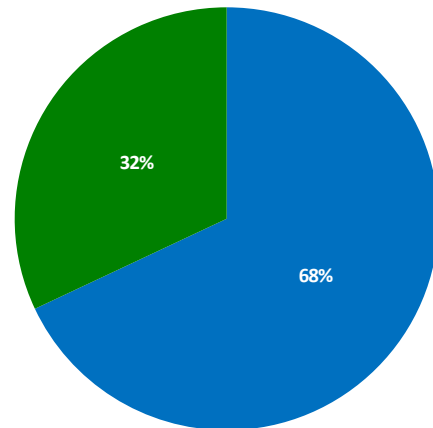
■ Excellent ■ Good ■ Neutral ■ Fair ■ Poor

How was the clarity of the presentations?



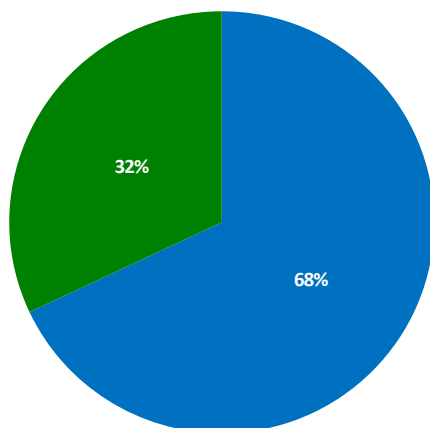
■ Excellent ■ Good ■ Neutral ■ Fair ■ Poor

How do you rate the relevance of the course to your career?



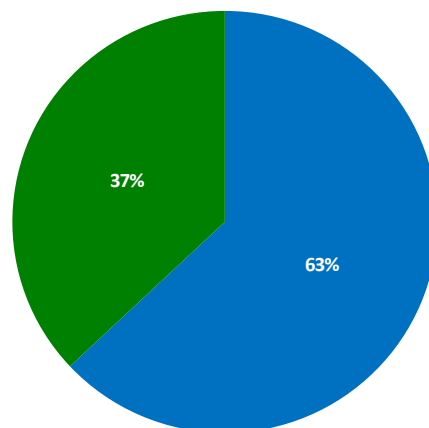
■ Excellent ■ Very good ■ Good ■ Fair ■ Poor

Revision of Hip Sonography, Technique and Interpretation



■ Excellent ■ Good ■ Neutral ■ Fair ■ Poor

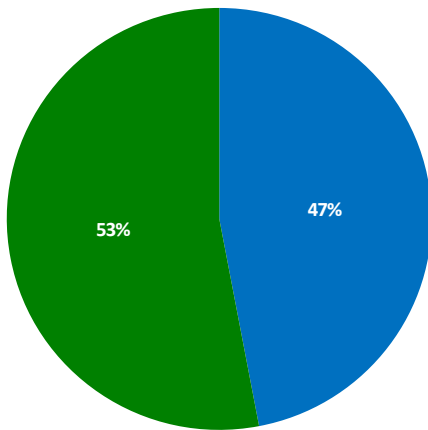
Common Pitfalls



■ Excellent ■ Good ■ Neutral ■ Fair ■ Poor

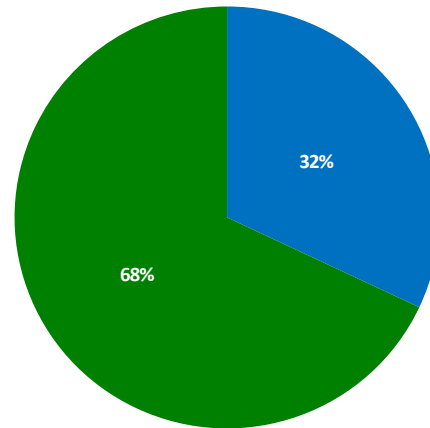
# Overall Teaching Feedback

Case Viewing



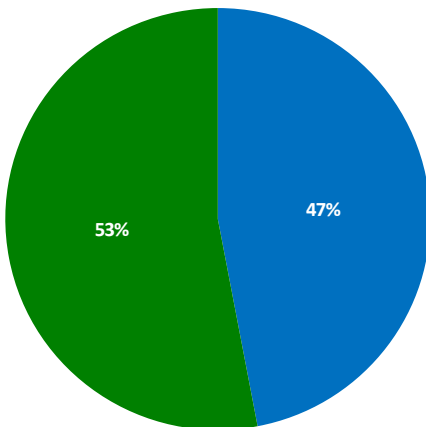
■ Excellent ■ Good ■ Neutral ■ Fair ■ Poor

Practical Scanning Session



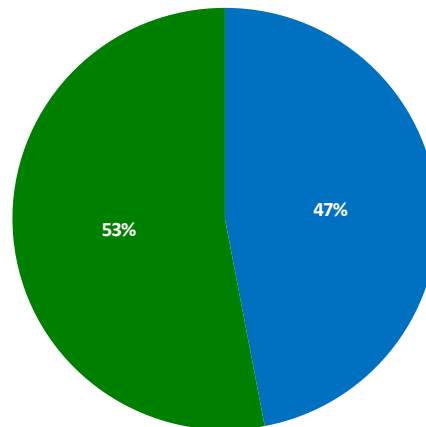
■ Excellent ■ Good ■ Neutral ■ Fair ■ Poor

Clinical and Ultrasound Management of Developmental Hip Dysplasia



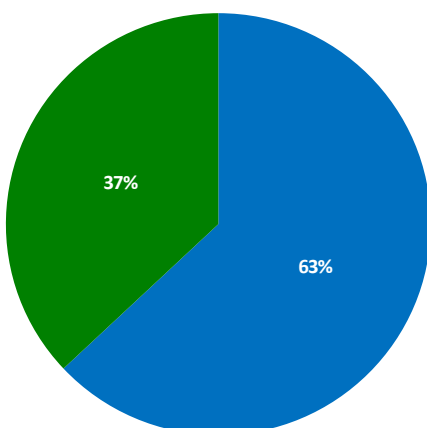
■ Excellent ■ Good ■ Neutral ■ Fair ■ Poor

New Developments



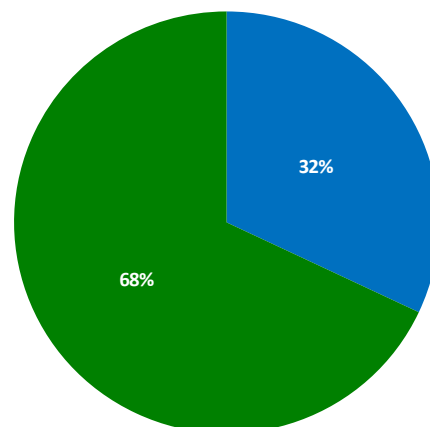
■ Excellent ■ Good ■ Neutral ■ Fair ■ Poor

What was your impression of the venue and hospitality?



■ Excellent ■ Good ■ Neutral ■ Fair ■ Poor

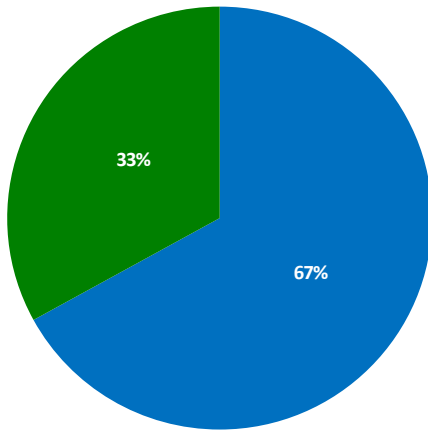
How were the refreshments and lunch?



■ Excellent ■ Good ■ Neutral ■ Fair ■ Poor

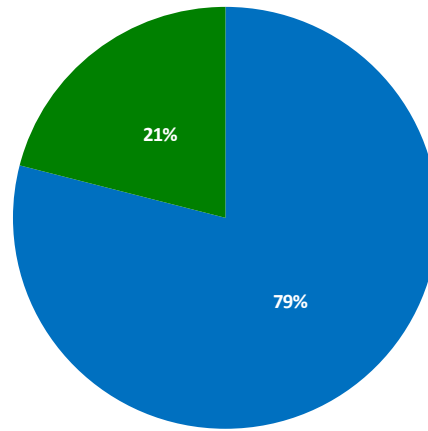
# Overall Teaching Feedback

How was the general friendliness of the faculty and organisers?



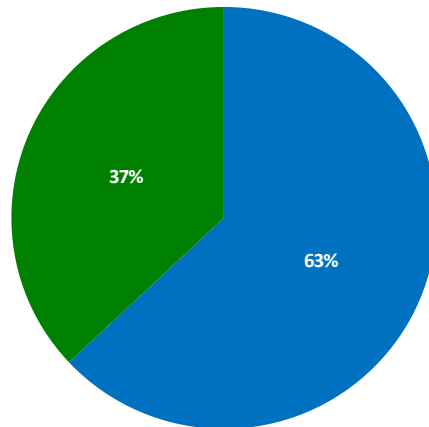
■ Very friendly ■ Friendly ■ Neutral  
■ Not very friendly ■ Can't comment

Would you recommend this course to a friend?



■ Most certainly ■ Certainly ■ Probably ■ Unlikely ■ Not at all

Do you think that this course provided good value for money?



■ Most certainly ■ Certainly ■ Probably ■ Unlikely ■ Not at all

## Individual Comments

I have applied to Warwick for the master's module in screening, so it was very beneficial to me.

**VG**

*Milton Keynes General Hospital, Milton Keynes, United Kingdom*

Everything I needed for my medical consult was taught at this course.

**CV**

*ABC Medical Center, Mexico City, Mexico*

It was very relevant, informative and well-organised.

**AD**

*Derriford Hospital, Plymouth, United Kingdom*

As a sonographer, the presentations and practical sessions with the phantom clarified the technique and challenged my professional standards.

**JC**

*Warrington and Halton NHS Foundation Trust, United Kingdom*

It was good. It helped me with some issues, especially the pitfalls part of the course.

**AC**

*Rehabilitation Hospital, Cluj-Napoca, Romania*

This was an excellent course with a lot of information and great ideas regarding the subject.

**SE**

*County Clinical Emergency Hospital of Constanta, Constanța, Romania*

The course gave an excellent impression. I will be aiming to repeat it in a years-time.

**AC**

*Royal Manchester Children's Hospital Charity, Manchester, United Kingdom*

The programme was well planned and sufficient opportunity was given for questions and case studies. The topics covered reinforced the ultrasound technique and classification.

**AA**

*Maidstone and Tunbridge Wells NHS Trust, United Kingdom*

The staff were knowledgeable, and the content was very relevant to my career. The course will have helped to review our hip clinic protocols, which will enable us to push for more clinics.

**RW**

*The Royal Alexandra Children's Hospital, Brighton, United Kingdom*

## Individual Comments

The course was excellent.

**FE**

***County Clinical Emergency Hospital of Constanta, Constanța, Romania***

This was an excellent course.

**JR**

***Milton Keynes General Hospital, Milton Keynes, United Kingdom***

I usually perform sonograms, so I am currently using Graf's classification. This year I have met Dr Graf, who is an excellent Professor and person, so I am happy.

**JO**

***Hospital Angeles Queretaro, Santiago de Querétaro, Mexico***





# DOCTORS ACADEMY

BETTER EDUCATION. BETTER HEALTH.

Doctors Academy is a UK-based International Non-Profit Organisation comprising of doctors, dentists and scientists that undertakes a diverse range of educational activities globally. The aim of the Academy is to disseminate information and exchange medical knowledge between professionals from diverse backgrounds working in a variety of healthcare settings. This is achieved by the provision of a number of attendance courses, publishing house, online resources and international events / competitions.

## Courses (a selection):

### Undergraduate:

- Final Year Medicine and Surgical Revision Courses
- Training the Clinical Anatomy Trainer
- Clinical Anatomy as Applied to Trauma and Emergency Medicine
- Surgical Anatomy of Important Operative Procedures
- Future Surgeons: Key Skills (RCSEd delivered)
- Structured Introduction to Surgical Skills

### Postgraduate:

- MRCS Part A
- MRCEM Part A
- MRCS Part B OSCE
- DOHNS: Intensive Revision & OSCE
- Intercollegiate Basic Surgical Skills (RCSEd delivered)
- MRCP PACES Part 2
- FRCS (General Surgery) Exit Exam
- Cadaveric Ultrasound-Guided Musculoskeletal Intervention Course
- Ultrasound-Assisted Botulinum Toxin Injection for Neuromuscular Disorders
- Live Advanced Laparoscopic Colorectal Course



## Forthcoming key events:

- International Medical Summer School
- International Academic and Research Conference
- World University Anatomy Challenge

## Publications



[publications.doctorsacademy.org](http://publications.doctorsacademy.org)

## World Journal of Medical Education & Research



Peer-reviewed academic journal  
with ISSN.

- No fee to view, read and download articles
- No subscription charges
- No submission fees
- No manuscript processing fee
- No publishing fee
- No cost to read, write or publish!

[wjmer.co.uk](http://wjmer.co.uk)

## Online Revision Resources

DoctorExams consists of 1000s of questions with detailed explanations in MCQ, EMQ, SBA and SAQ formats. Questions are written by the Doctors Academy group of experienced clinicians and clinical academics, with mock exams and feedback on performance included to aid a candidate's focused revision of topics. Based on past exams, these questions are carefully crafted to suit the requirements of undergraduate students & postgraduate trainees undertaking relevant speciality exams.

### Resources for:

- Medical Students
- Dental Students
- International Entrance Exams
- MRCS Exams
- General Surgery Exams
- Plastic Surgery Exams
- DOHNS Exams

[www.doctorexams.co.uk](http://www.doctorexams.co.uk)

# [www.doctorsacademy.org](http://www.doctorsacademy.org)