

**30th Graf Ultrasound Update
Course**
for the Diagnosis and Management of Dysplasia of the Infant Hip



Feedback - June 2023

30th Graf Ultrasound Update Course for the Diagnosis and Management of Dysplasia of the Infant Hip

This update course, previously run in Dorchester as the West Dorset Hip Update Course, was conducted in London.

Aims and Objectives:

- o To ensure that participants are competent and confident in the technique of hip sonography.
- o To address any pertinent technical or knowledge-related issues that participants are encountering.
- o To discuss in greater depth the clinical and ultrasonic management of children with Developmental Dysplasia of the Hip (previously known as Congenital Dislocation of the Hip) including new developments.

Course Information

Course Date: 5th and 7th June 2023

Venue: Theoretical Component Held via Zoom (5th June 2023)

Practical Component Held at Mile End Campus, Queen Mary University of London, London (7th June 2023)

Attendance: 14 Delegates

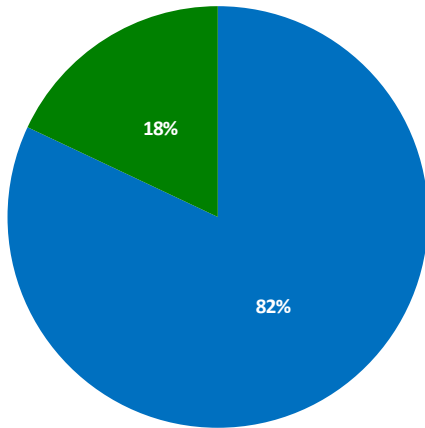
Aimed at: Orthopaedic Surgeons;
Paediatricians;
Paediatric Surgeons;
Physiotherapists;
Radiographers;
Radiologists;
Sonographers;
Speciality Registrars and Trainees in any of the above disciplines;
Surgical or Advanced Care Practitioners.

Course Fee: £325.00



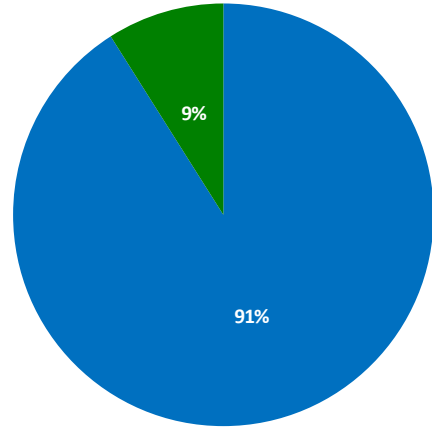
Overall Feedback

How was the clarity of the lectures?



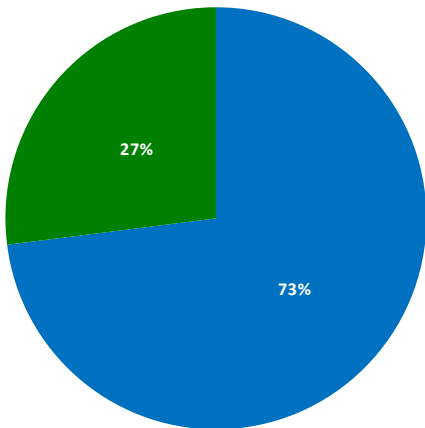
■ Excellent ■ Good ■ Neutral ■ Fair ■ Poor

How would you rate the general academic standard of the tutors?



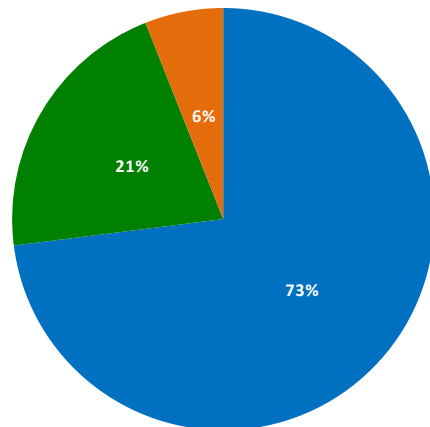
■ Excellent ■ Good ■ Neutral ■ Fair ■ Poor

How do you rate the relevance of the course to your career?



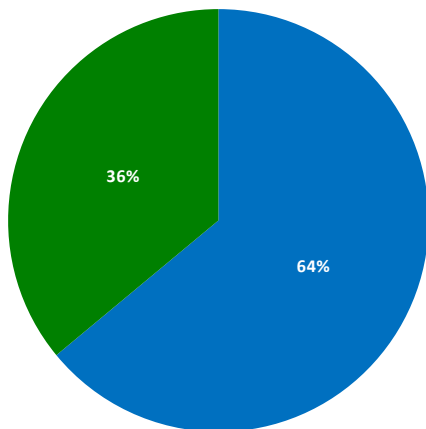
■ Excellent ■ Good ■ Neutral ■ Fair ■ Poor

Anatomy and Ultrasound of a Normal Infant Hip Joint



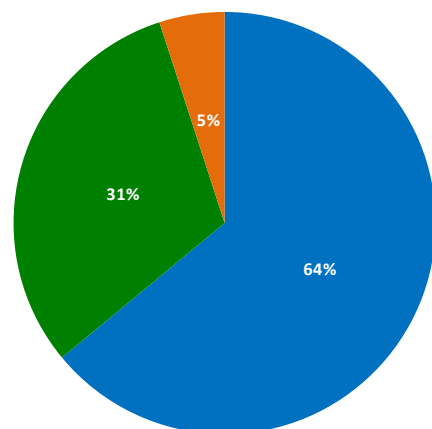
■ Excellent ■ Very Good ■ Good ■ Poor ■ Very poor

Reproducible Standard Plane



■ Excellent ■ Very Good ■ Good ■ Poor ■ Very poor

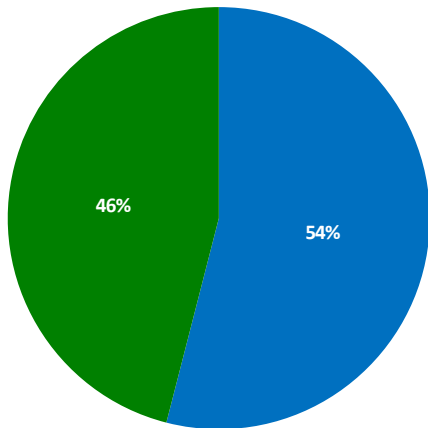
Hip Types



■ Excellent ■ Very Good ■ Good ■ Poor ■ Very poor

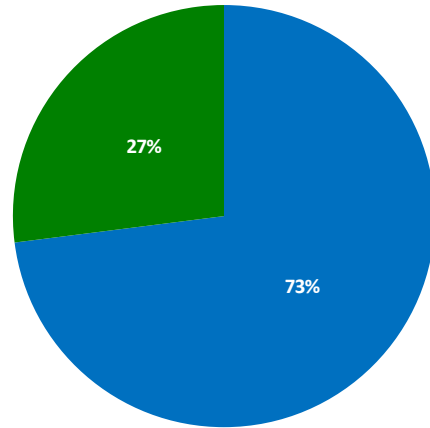
Overall Feedback

Scanning Technique and How to Set Up Your Examination Room



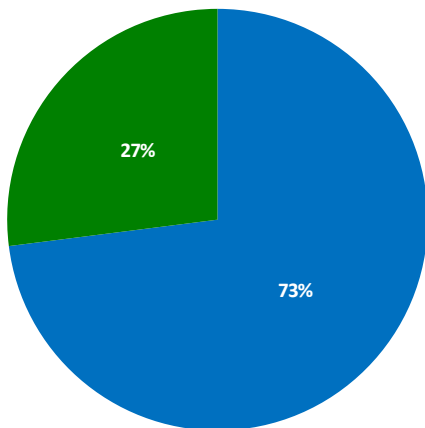
■ Excellent ■ Very Good ■ Good ■ Poor ■ Very poor

Graf Hip Types – Measurement and Classification



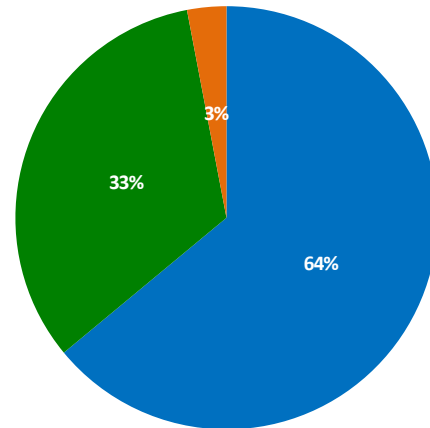
■ Excellent ■ Very Good ■ Good ■ Poor ■ Very poor

Tilting Errors



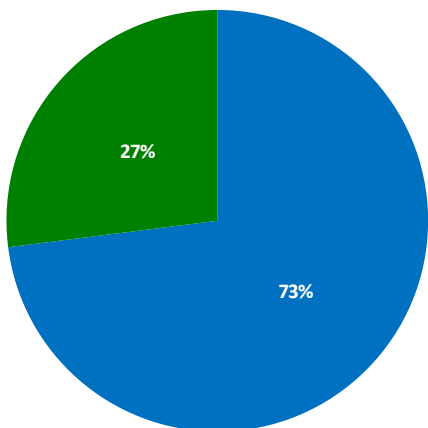
■ Excellent ■ Very Good ■ Good ■ Poor ■ Very poor

Reporting in Hip Ultrasound



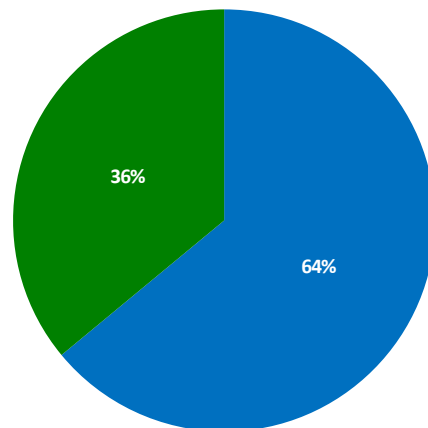
■ Excellent ■ Very Good ■ Good ■ Poor ■ Very poor

Early Developmental Dysplasia of the Hip Treatment Based on Graf Method



■ Excellent ■ Very Good ■ Good ■ Poor ■ Very poor

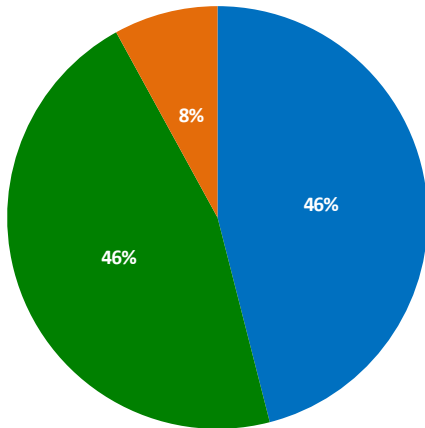
Developmental Dysplasia of the Hip Screening – Clinical/Selective/Universal



■ Excellent ■ Very Good ■ Good ■ Poor ■ Very poor

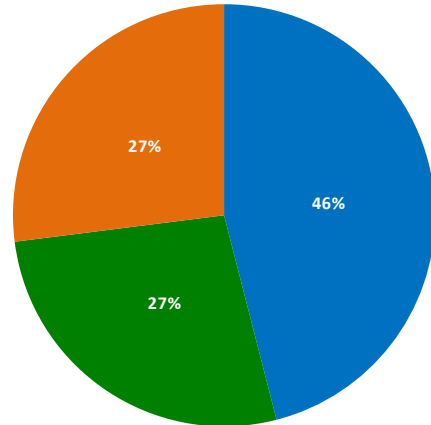
Overall Feedback

Different Ultrasound Techniques



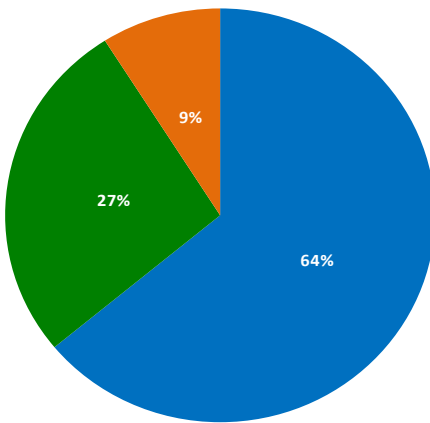
■ Excellent ■ Very Good ■ Good ■ Poor ■ Very poor

Phantom Hip Scanning



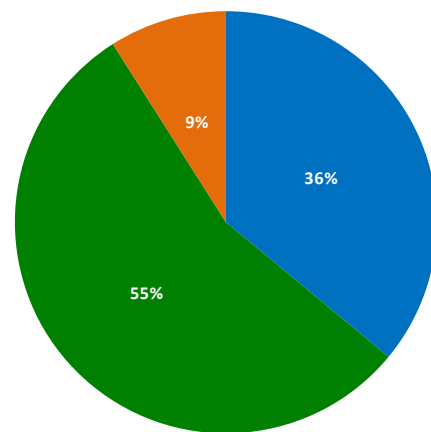
■ Excellent ■ Very Good ■ Good ■ Poor ■ Very poor

Types of Hip



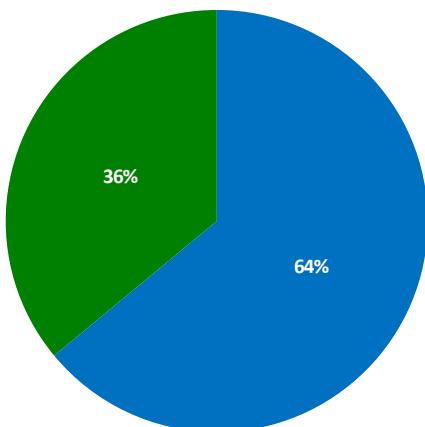
■ Excellent ■ Very Good ■ Good ■ Poor ■ Very poor

Discussion of Your Own Scans



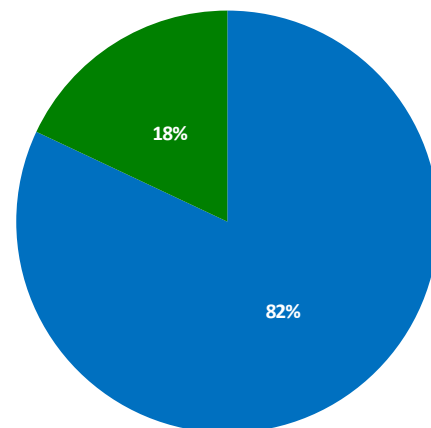
■ Excellent ■ Very Good ■ Good ■ Poor ■ Very poor

How would you rate the appropriateness of Zoom for the delivery of Day 1 of this course?



■ Excellent ■ Good ■ Neutral ■ Fair ■ Poor

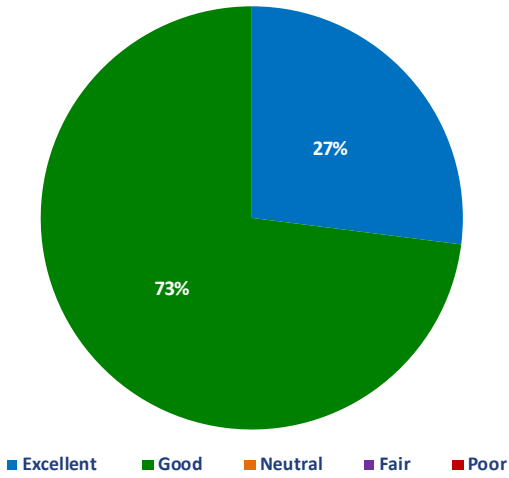
How were the facilities and venue?



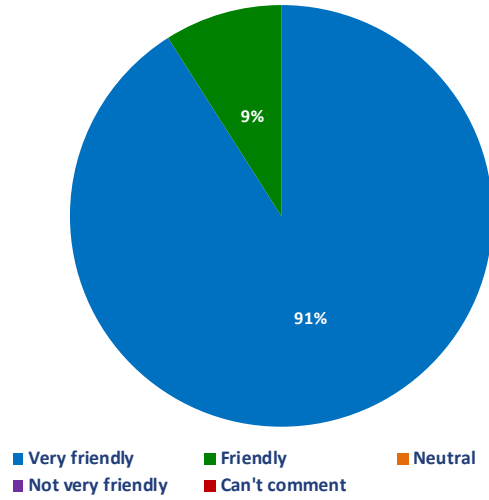
■ Excellent ■ Good ■ Neutral ■ Fair ■ Poor

Overall Feedback

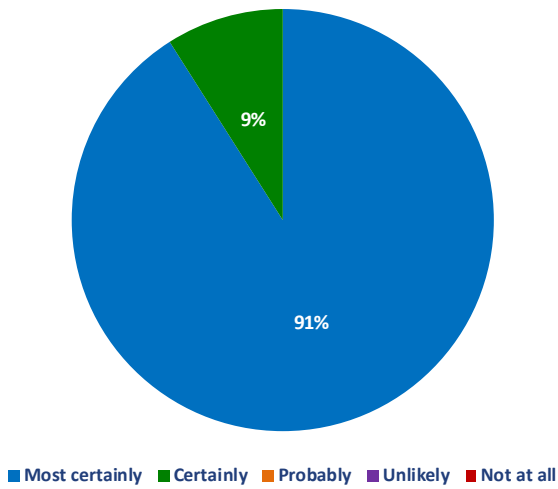
How were the refreshments and lunch?



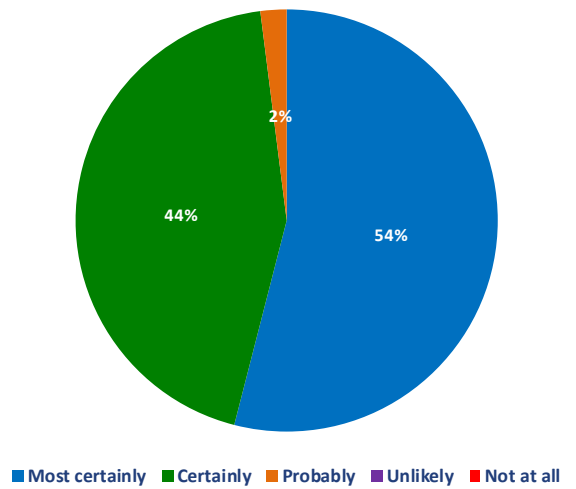
How was the general friendliness of the faculty and organisers?



Would you recommend this course to a friend?



Do you think that this course provided good value for money?



Individual Comments

The organisation was great. All the tutors were friendly and approachable. They answered all our questions and explained to us with patience. The presentations were great and I enjoyed the workshop. The course was very useful for my training as my current post is Paediatric Orthopaedic Fellow.

TV

Royal London Hospital, London, UK

Really enjoyed the course and discussions. Faculty were very approachable and the teaching and organisation was great. The course was very relevant for my everyday practice.

AG

University Hospitals Birmingham NHS Foundation Trust, UK

This course provides an excellent summary to a subject that should be essential in modern medicine.

AS

Sheba Medical Center (Tel HaShomer), Israel

Very well organised with key messages and highlighting key mistakes not to make. Relaxed environment to discuss own shortfalls and failing.

LJ

North Cumbria Integrated Care NHS Foundation Trust, UK

Enjoyable course with excellent content.

AS

Imperial College Healthcare NHS Trust, UK

Very good refresher course. I will definitely recommend this for others.

RV

The Royal Wolverhampton Hospital NHS Trust, UK



DOCTORS ACADEMY

BETTER EDUCATION. BETTER HEALTH.

Doctors Academy is a UK-based International Non-Profit Organisation comprising of doctors, dentists and scientists that undertakes a diverse range of educational activities globally. The aim of the Academy is to disseminate information and exchange medical knowledge between professionals from diverse backgrounds working in a variety of healthcare settings. This is achieved by the provision of a number of attendance courses, publishing house, online resources and international events / competitions.

Courses (a selection):

Undergraduate:

- Final Year Medicine and Surgical Revision Courses
- Training the Clinical Anatomy Trainer
- Clinical Anatomy as Applied to Trauma and Emergency Medicine
- Surgical Anatomy of Important Operative Procedures
- Future Surgeons: Key Skills (RCSEd delivered)
- Structured Introduction to Surgical Skills

Postgraduate:

- MRCS Part A
- MRCEM Part A
- MRCS Part B OSCE
- DOHNS: Intensive Revision & OSCE
- Intercollegiate Basic Surgical Skills (RCSEd delivered)
- MRCP PACES Part 2
- FRCS (General Surgery) Exit Exam
- Cadaveric Ultrasound-Guided Musculoskeletal Intervention Course
- Ultrasound-Assisted Botulinum Toxin Injection for Neuromuscular Disorders
- Live Advanced Laparoscopic Colorectal Course



Forthcoming key events:

- International Medical Summer School
- International Academic and Research Conference
- World University Anatomy Challenge

Publications



publications.doctorsacademy.org

World Journal of Medical Education & Research



Peer-reviewed academic journal
with ISSN.

- No fee to view, read and download articles
- No subscription charges
- No submission fees
- No manuscript processing fee
- No publishing fee
- No cost to read, write or publish!

wjmer.co.uk

Online Revision Resources

DoctorExams consists of 1000s of questions with detailed explanations in MCQ, EMQ, SBA and SAQ formats. Questions are written by the Doctors Academy group of experienced clinicians and clinical academics, with mock exams and feedback on performance included to aid a candidate's focused revision of topics. Based on past exams, these questions are carefully crafted to suit the requirements of undergraduate students & postgraduate trainees undertaking relevant speciality exams.

Resources for:

- Medical Students
- Dental Students
- International Entrance Exams
- MRCS Exams
- General Surgery Exams
- Plastic Surgery Exams
- DOHNS Exams

www.doctorexams.co.uk

www.doctorsacademy.org