

**22nd INFANT HIP ULTRASOUND
COURSE (GRAF COURSE)
UPDATE COURSE**



Feedback - June 2016

22nd INFANT HIP ULTRASOUND COURSE (GRAF COURSE) UPDATE COURSE

This Update Course, previously run in Dorchester as the 'West Dorset Hip Update Course', was led by Professor Reinhard Graf, Professor of Orthopaedics at the University of Graz, Austria.

Aims and Objectives:

- o To ensure that participants are competent and confident in the technique of hip sonography.
- o To address any pertinent technical or knowledge-related issues that participants are encountering.
- o To discuss in greater depth the clinical and ultrasonic management of children with Developmental Dysplasia of the Hip (previously known as Congenital Dislocation of the Hip) including new developments.

Course Information

Course date:	23 rd June 2016
Venue:	Ty Dewi St, Heath Park Campus, University Hospital of Wales, Cardiff
Attendance:	19 Delegates
Aimed at:	Medical Students Foundation Year Doctors
Faculty:	Surgeons
Course fee:	Student £125.00



Course Programme

0845 - 0900	Registration
0900 - 0910	Introduction
0910 - 1050	Session 1: Revision of hip sonography, technique and interpretation Common pitfalls Case viewing

1050 - 1110 **Break for refreshments**

1110 - 1250	Session 2: Revision of hip sonography, technique and interpretation Common pitfalls Case viewing
-------------	---

1250 - 1330 **Break for lunch**

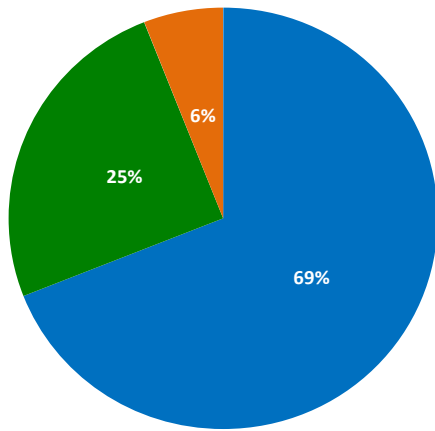
1330 - 1430	Practical scanning session
1430 - 1530	Session 1: Clinical and ultrasound management of Developmental Hip Dysplasia. New developments

1530 -1550 **Break for refreshments**

1550 - 1730	Session 2: Clinical and ultrasound management of Developmental Hip Dysplasia. New developments
1730	Summary, feedback and end of course.

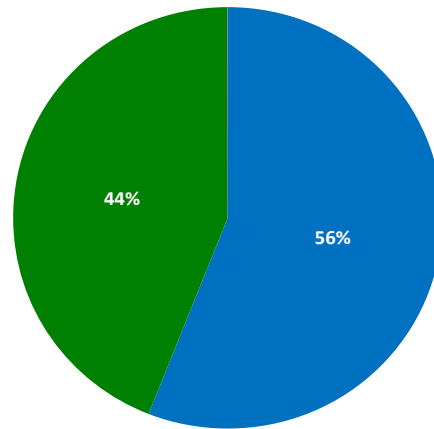
Overall Teaching Feedback

How was the overall content of the course?



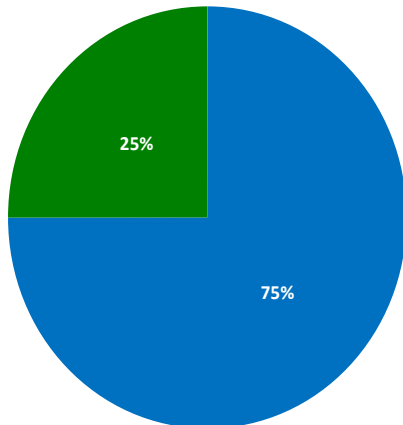
■ Excellent ■ Very good ■ Good ■ Fair ■ Poor

How was the clarity of presentations?



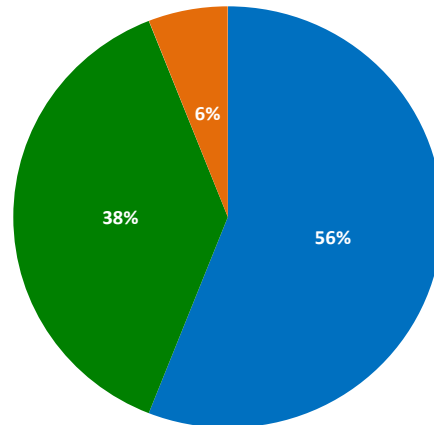
■ Excellent ■ Very good ■ Good ■ Fair ■ Poor

How do you rate the relevance of the course to your career?



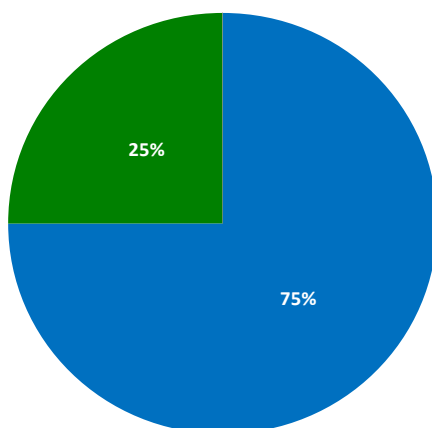
■ Very relevant ■ Relevant ■ Neutral ■ Somewhat relevant ■ Not relevant

How would you rate the general academic standard of the faculty?



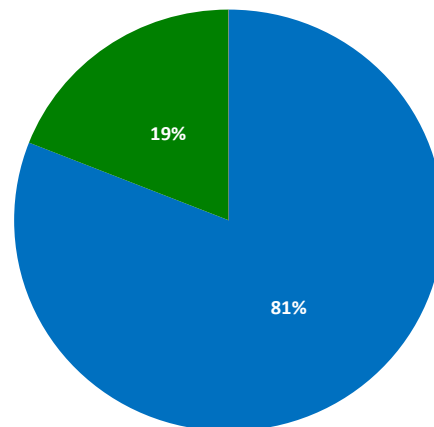
■ Excellent ■ Very good ■ Good ■ Fair ■ Poor

How would you rate the general friendliness of the faculty?



■ Very friendly ■ Friendly ■ Neutral ■ Indifferent ■ Unfriendly

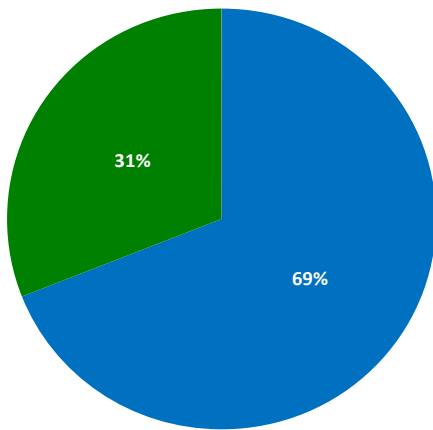
Revision of Hip Sonography, Technique and Interpretation



■ Excellent ■ Good ■ Neutral ■ Fair ■ Poor

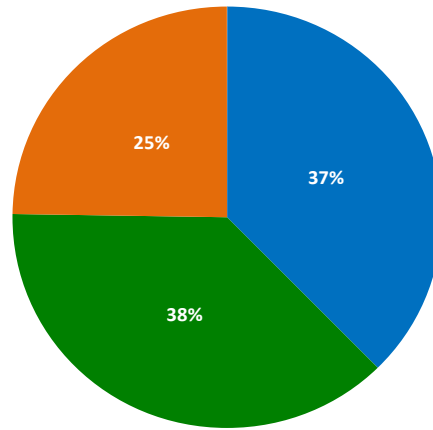
Overall Teaching Feedback

Common Pitfalls



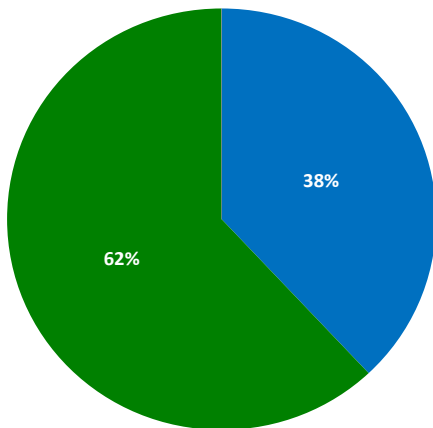
■ Excellent ■ Good ■ Neutral ■ Fair ■ Poor

Case Viewing



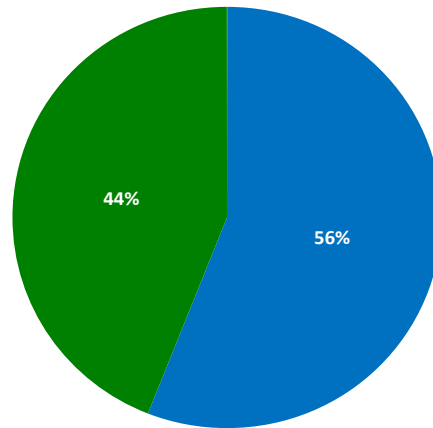
■ Excellent ■ Good ■ Neutral ■ Fair ■ Poor

Practical Scanning Session



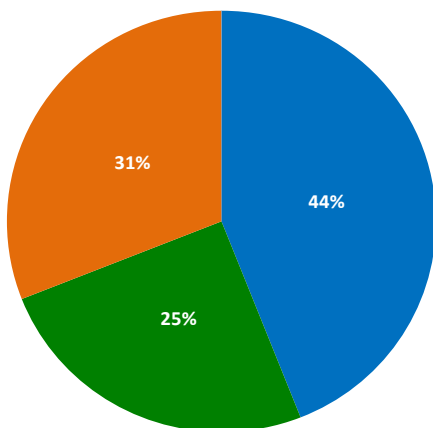
■ Excellent ■ Good ■ Neutral ■ Fair ■ Poor

Clinical and Ultrasound Management of Developmental Hip Dysplasia.



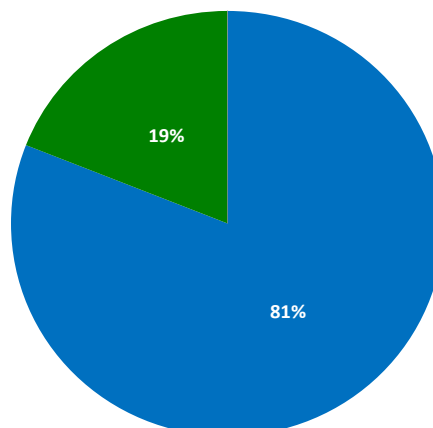
■ Excellent ■ Good ■ Neutral ■ Fair ■ Poor

New Developments



■ Excellent ■ Good ■ Neutral ■ Fair ■ Poor

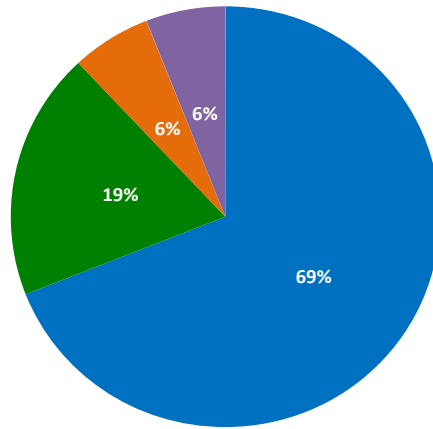
Would you recommend this course to a friend?



■ Most certainly ■ Certainly ■ Probably ■ Maybe ■ No way

Overall Teaching Feedback

Do you think that this course provided good value for money?



■ Most certainly ■ Certainly ■ Probably ■ Maybe ■ No way

Individual Comments

Highly relevant and will change my practice. Would like to repeat yearly.

LF

Maidstone and Tunbridge Wells NHS Trust, Maidstone Hospital

The teaching was excellent and helped to clarify the pitfalls and difficulties I have encountered.

SD

Maidstone and Tunbridge Wells NHS Trust, Maidstone Hospital

Good teaching and refresher course.

SY

Maidstone Hospital, Maidstone

Excellent organisation, interesting and very useful information.

LA

Private Outpatient Clinic of Orthopaedy and Traumatology

I found the course brilliant for revision of existing knowledge without being too patronising or offensive.

AN

North Devon District Hospital, Barnstaple

Very useful course, especially as Prof Graf addressed and clarified any particular issues we were having. We have been able to disseminate this information and change our practice accordingly.

JL

Watford General Hospital, Watford

Excellent teaching session and all staff are very friendly.

EG

Royal Surrey County Hospital, Guildford

Generally good.

RC

St Peter's Hospital, Chertsey

Course content and presentations were of benefit.

KM

New Cross Hospital, Wolverhampton

Individual Comments

The course was short, good and contains comprehensive information. It covers almost everything about basic hip sonography.

NF

Queen Elizabeth Hospital, London

Excellent in all aspects.

JM

Southmead Hospital, Bristol

Professor Graf and his team are very approachable. The content of the course was enlightening and a refreshing top-up to my knowledge on hip ultrasound. I left the course feeling confident at interpreting hip ultrasound images and applying my skills to every scan.

SJ

Royal Surrey County Hospital, Guildford

Very informative and helpful. Very approachable instructors. Good recap of what I learnt on the 3-day course in Dorset.

HL

Royal Surrey County Hospital, Guildford



DOCTORS ACADEMY

BETTER EDUCATION. BETTER HEALTH.

Doctors Academy is an international non-profit organisation which comprises of doctors, dentists and scientists. The aim of the Academy is to disseminate information and facilitate the exchange of medical knowledge between professionals from diverse backgrounds who work in various healthcare settings. In order to achieve this, a diverse range of educational activities are undertaken globally which are further complemented by our publishing house, online resources, and international events and competitions.

Courses (a selection):

Undergraduate:

- Final Year Medicine and Surgical Revision Courses
- Training the Clinical Anatomy Trainer
- Clinical Anatomy as Applied to Trauma and Emergency Medicine
- Surgical Anatomy of Important Operative Procedures
- Future Surgeons: Key Skills (RCSEd delivered)
- Structured Introduction to Surgical Skills

Postgraduate:

- MRCS Part A and Part B OSCE
- MRCEM Part A
- DOHNS OSCE
- Intercollegiate Basic Surgical Skills (RCSEd delivered)
- MRCP PACES
- FRCS (General Surgery) Exit Exam
- Cadaveric Ultrasound-Guided Musculoskeletal Intervention Course
- Ultrasound-Assisted Botulinum Toxin Injection for Neuromuscular Disorders
- Live Advanced Laparoscopic Colorectal Course
- Infant Hip Ultrasound Course for Developmental Dysplasia of the Hip



Forthcoming Key Events:

- **International Medical Summer School**
Manchester, 31st July to 4th August 2017
- **International Academic Research Conference**
Manchester, 5th August 2017
- **World University Anatomy Challenge**
Manchester, 4th August 2017

Publications



publications.doctorsacademy.org

World Journal of Medical Education & Research



Peer-reviewed academic journal with ISSN.

- No fee to view, read and download articles
- No subscription charges
- No submission fees
- No manuscript processing fee
- No publishing fee
- No cost to read, write or publish!

wjmer.co.uk

Online Revision Resources

DoctorExams consists of thousands of questions with detailed explanations in MCQ, EMQ, SBA and SAQ formats. The questions have been written by the Doctors Academy group of experienced clinicians and clinical academics, with mock exams and feedback on performance included to aid a candidate's focused revision of the given topics. Based on past exams, these questions have been carefully designed to meet the needs of undergraduate students and postgraduate trainees undertaking relevant speciality exams.

Resources for:

- Medical Students
- Dental Students
- International Entrance Exams
- MRCS Exams
- General Surgery Exams
- Plastic Surgery Exams
- DOHNS Exam

doctorexams.co.uk

www.doctorsacademy.org