



THE ROYAL COLLEGE
OF SURGEONS OF
EDINBURGH

Intercollegiate Basic Surgical Skills Course

Feedback - April 2018



Intercollegiate Basic Surgical Skills

The Basic Surgical Skills course has been running since 1994, with the involvement of all four UK and Ireland Colleges of Surgeons, and is designed to teach the essential basic technical skills required of a surgeon, instilling good practice at the early stages of training.

Junior Trainees pursuing a career in surgery are expected to be able to perform a range of basic surgical skills prior to commencing specialty surgical training. These skills are not specifically covered during their foundation or core training placements.

The ethos of this Intercollegiate Basic Surgical Skills Course (BSSC) was to instil core surgical skills at the very start of a surgeon's training by teaching the correct basic technique.

Participants were introduced to the principles underpinning the various techniques with individual tuition and under the expert supervision of consultant surgeons. The participants were then assessed throughout the course and are issued with a certificate upon successful completion of the course.

The course was held over two days with a series of demonstrations and extensive hands on sessions. Techniques were practiced using a combination of prepared animal tissue, synthetic models and simulation.



Course Information

Course date:	14th & 15th April 2018
Venue:	Education Centre, Christie Hospital Manchester, UK
Attendance:	20 Delegates
Aimed at:	FY1 (perquisite - 6 months in a surgical training post), FY2, ST1/CT1 & ST2/CT2.
Course fee:	£585.00 Full Course Fee £550.00 RCSEd Affiliate Member

Learning Outcomes

On completion of this course, participants will be able to:

- Demonstrate an appropriate procedure for 'gowning' and 'gloving' in accordance with recommended standards of practice.
- Tie a variety of reliable knots, including, surgical reef knots and the Aberdeen knot and tying at depth.
- Describe correct handling and use of surgical instruments.
- Suture a variety of tissues, including skin, bowel, vascular tissue and tendons effectively.
- Perform abscess drainage and contaminated wound debridement in accordance with the basic principles of wound management.
- Demonstrate safe fine tissue handling utilising small bowel, vascular and tendon models for basic anastomoses technique.
- Demonstrate an understanding of basic diathermic technique.
- Demonstrate effective management of ergonomic issues commonly encountered in endoscopic surgery.

Course Programme

0830	Registration	
0900	Introduction	Mr Tandon
0910	Gowning and Gloving	Mr Tandon
0940	Handling Instruments	Mr Hooper
1015	Knots (1) - Reef Knot, Instrument Tie Assessment	Mr Tandon/Miss Myriokefalitaki
1100	Coffee Break	
1115	Knots (2) - Surgeons Knots, Tie at Depth Assessment	Mr Tandon/Miss Myriokefalitaki
1200	Suturing - Needle Manipulation and Driving, Interrupted, Sub-Cuticular, Vertical Mattress Assessment	Mr El-Badawey
1300	Lunch Break	
1345	LA Techniques Skin Lesions and Sebaceous Cyst	Mr Wallace
1430	Fine Tissue Handling (1) - Tendon Repair, Assisted	Mr Hooper
1515	Coffee Break	
1530	Wound Management - Abscess Drainage, Debriding Traumatic Wound	Mr Wallace
1615	Diathermy (Practical or Seminar)	Mr Hooper
1700	Question and Answer Session	All Faculty

Course Programme

0830	Registration	
0900	Skills Consolidation/ OSAT	All Faculty
1000	Abdominal Incision and Closure	Mr Wallace
1100	Haemostasis, Ligation in Continuity, Pedicle Ligation, Transfixion	Mr El-Badawey

1145 Coffee Break

1200	End to End Bowel Anastomosis - Interrupted, Instrument Tied Knots	Mr Wallace
-------------	---	------------

1315 Lunch Break

1400	Fine Tissue Handling (2) - Vein Patch Exercise, Assisted	Mr Hooper
1515	Introduction to Endoscopic Surgery	Miss Myriokefalitaki
1530	Endoscopic Exercises - Visualisation Tasks, Various Scope Angles, Use of Coaxial Instruments, Manipulation of Non-Coaxial Instruments	Miss Myriokefalitaki
1645	Question and Answer Session, Certification	All Faculty

Local Faculty:

Mr C Selvasekar (Course Director)

RCSEd Faculty:

Mr R Tandon (Convenor)

Mr G Hooper

Mr I Wallace

Mr M El-Badawey

Miss E Myriokefalitaki

Junior Faculty

Mr Patrick Green

Mr Ruchir Mashar

Faculty List

Tutors

Ms Eva Myriokefalitaki, MD, FRCS

Consultant Gynaecological Oncology Surgeon
The Christie Hospital, Manchester

Mr Geoffrey Hooper, MB ChB, MMSc, MD, FRCS, FRCSEd (Orth)

Surgical Skills Tutor – Royal College of Surgeons of Edinburgh
Formerly Consultant Orthopaedic Surgeon, St. John's Hospital, Livingston

Mr Ian Wallace, FRCS

Surgical Skills Tutor – Royal College of Surgeons of Edinburgh
Formerly Consultant General Surgeon

Mr Mohamed El-Badawey, FRCS

Consultant ENT Surgeon
Newcastle Upon Tyne NHS Foundation Trust

Mr Roop Tandon, MBBS, FRCS

Surgical Skills Tutor – Royal College of Surgeons of Edinburgh
Formerly Consultant Orthopaedic Surgeon, Wolverhampton Hospital

Junior Tutors

Mr Patrick Green, MRCS

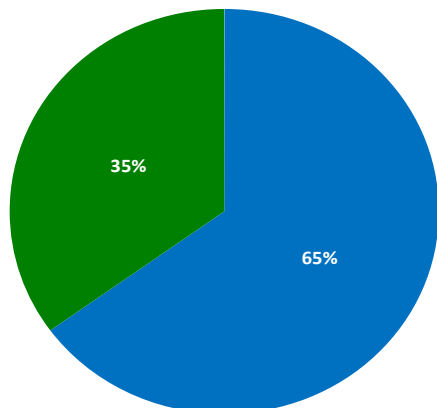
Speciality Trainee in Surgery
Stepping Hill Hospital, Stockport

Mr Ruchir Mashar, MRCS

Speciality Trainee in Surgery
Blackpool Victoria Hospital, Blackpool

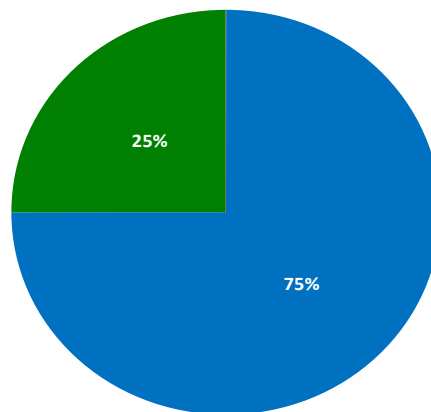
Overall Teaching Feedback

Explain the principles of good practice in theatre etiquette, knot tying, suturing, haemostasis, anastomosis, surgical diathermy and ergonomics for endoscopic surgery



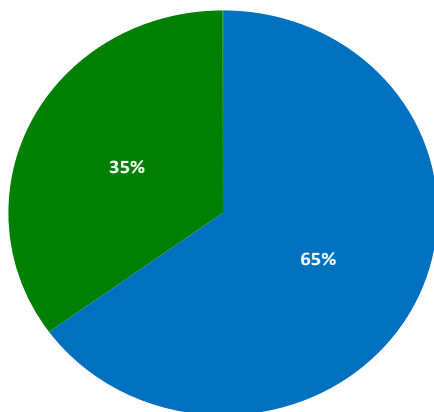
■ Strongly Agree ■ Agree
 ■ Neither Agree or Disagree ■ Disagree
 ■ Strongly Disagree ■ Not Answered

Describe correct handling and use of surgical instruments



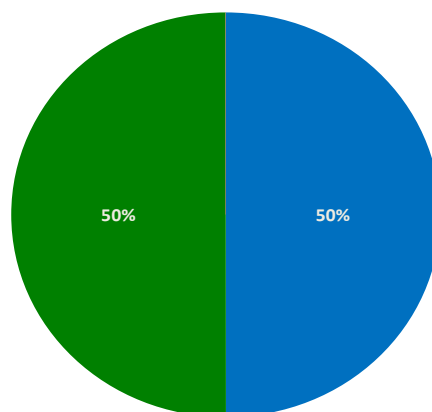
■ Strongly Agree ■ Agree
 ■ Neither Agree or Disagree ■ Disagree
 ■ Strongly Disagree ■ Not Answered

Demonstrate an appropriate procedure for 'gowning' and 'gloving' in accordance with recommended standards of practice



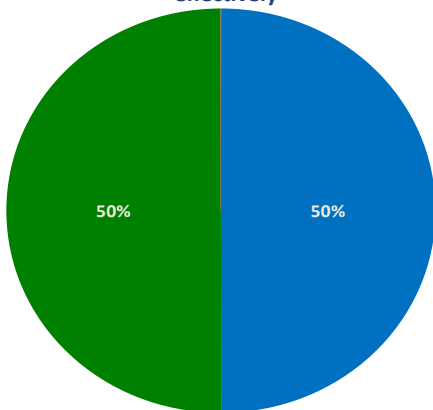
■ Strongly Agree ■ Agree
 ■ Neither Agree or Disagree ■ Disagree
 ■ Strongly Disagree ■ Not Answered

Tie a variety of reliable knots, including surgical reef knots and the Aberdeen knot and tying at depth



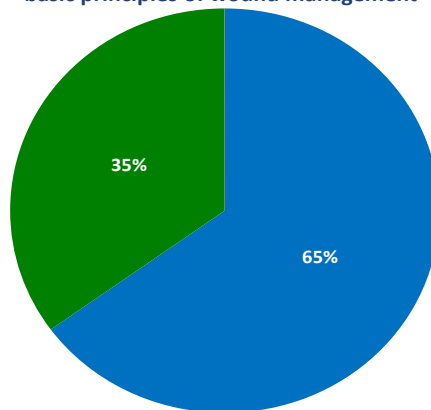
■ Strongly Agree ■ Agree
 ■ Neither Agree or Disagree ■ Disagree
 ■ Strongly Disagree ■ Not Answered

Suture a variety of tissues, including skin, bowel, vascular tissue and tendons effectively



■ Strongly Agree ■ Agree
 ■ Neither Agree or Disagree ■ Disagree
 ■ Strongly Disagree ■ Not Answered

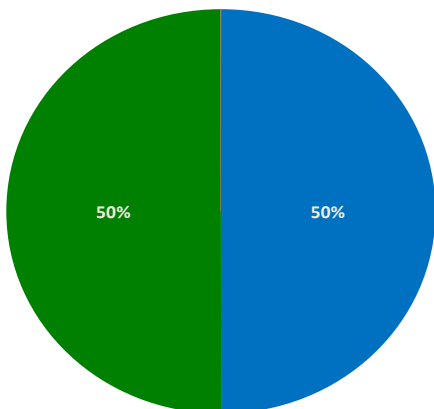
Perform abscess drainage and contaminated wound debridement in accordance with the basic principles of wound management



■ Strongly Agree ■ Agree
 ■ Neither Agree or Disagree ■ Disagree
 ■ Strongly Disagree ■ Not Answered

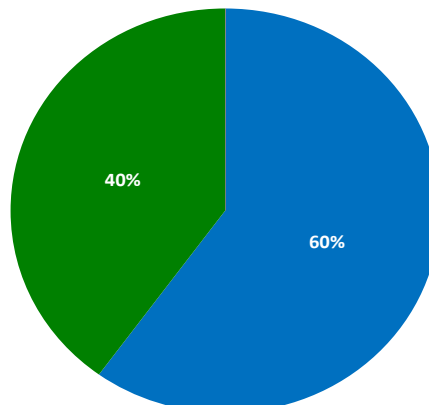
Overall Teaching Feedback

Demonstrate basic techniques for small bowel, vascular and tendon anastomoses



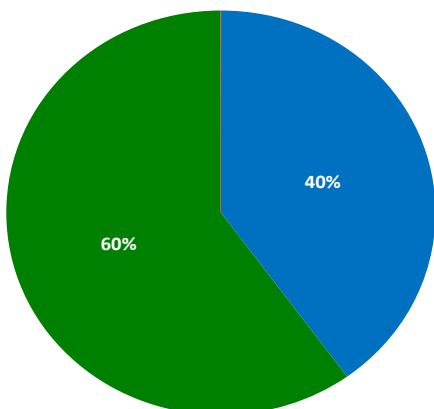
■ Strongly Agree
■ Neither Agree or Disagree
■ Strongly Disagree
■ Agree
■ Disagree
■ Not Answered

Demonstrate an understanding of basic diathermic technique



■ Strongly Agree
■ Neither Agree or Disagree
■ Strongly Disagree
■ Agree
■ Disagree
■ Not Answered

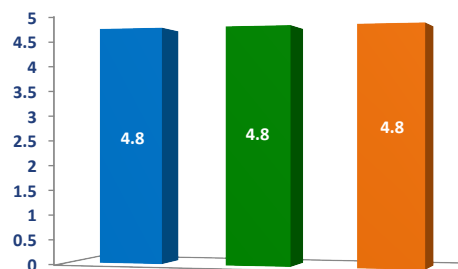
Demonstrate effective management of ergonomic tissue commonly encountered with endoscopic surgery



■ Strongly Agree
■ Neither Agree or Disagree
■ Strongly Disagree
■ Agree
■ Disagree
■ Not Answered

Introduction

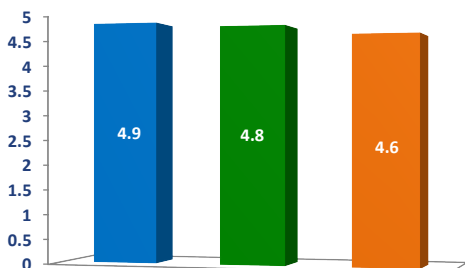
1 is Very Poor, 2 is Poor, 3 is Neutral, 4 is Good, 5 is Excellent



■ Clarity of information
■ Relevance of session
■ Delivery (materials/style)

Gowning and Gloving

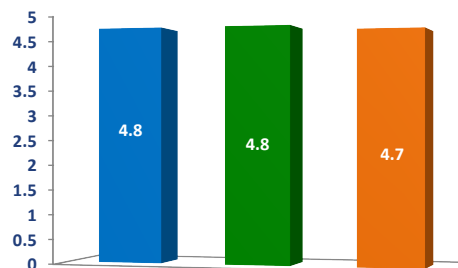
1 is Very Poor, 2 is Poor, 3 is Neutral, 4 is Good, 5 is Excellent



■ Clarity of information
■ Relevance of session
■ Delivery (materials/style)

Handling Instruments

1 is Very Poor, 2 is Poor, 3 is Neutral, 4 is Good, 5 is Excellent

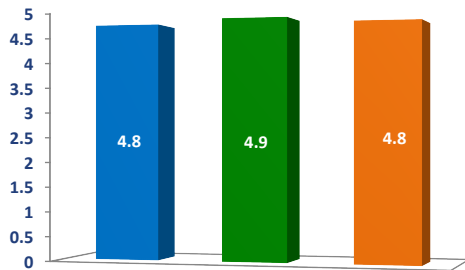


■ Clarity of information
■ Relevance of session
■ Delivery (materials/style)

Overall Teaching Feedback

Knots (1) Reef knot, instrument tie

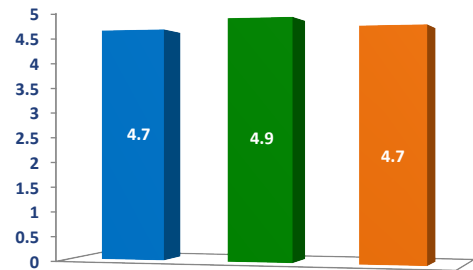
1 is Very Poor, 2 is Poor, 3 is Neutral, 4 is Good, 5 is Excellent



■ Clarity of information ■ Relevance of session
■ Delivery (materials/style)

Knots (2) Surgeons knot, tie at depth

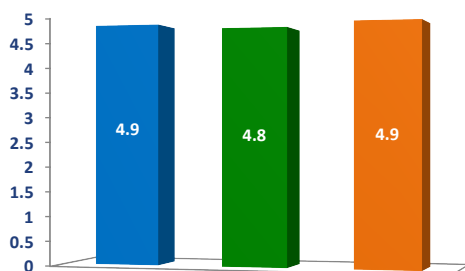
1 is Very Poor, 2 is Poor, 3 is Neutral, 4 is Good, 5 is Excellent



■ Clarity of information ■ Relevance of session
■ Delivery (materials/style)

Suturing Needle manipulation and driving, interrupted, sub-cuticular, vertical mattress

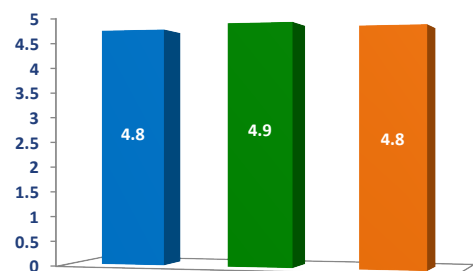
1 is Very Poor, 2 is Poor, 3 is Neutral, 4 is Good, 5 is Excellent



■ Clarity of information ■ Relevance of session
■ Delivery (materials/style)

Skin lesions and LA techniques - Skin lesions, sebaceous cyst

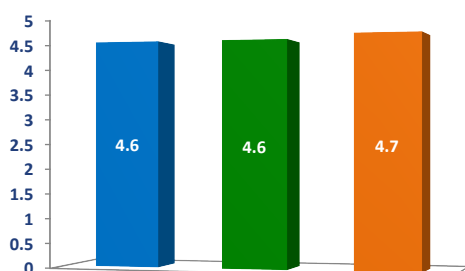
1 is Very Poor, 2 is Poor, 3 is Neutral, 4 is Good, 5 is Excellent



■ Clarity of information ■ Relevance of session
■ Delivery (materials/style)

Fine tissue handling (1) Tendon repair, assisted

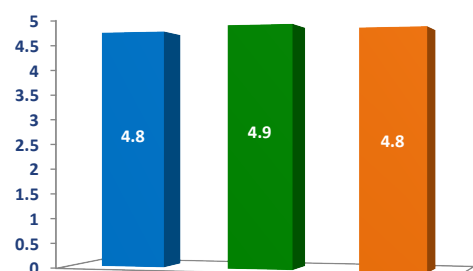
1 is Very Poor, 2 is Poor, 3 is Neutral, 4 is Good, 5 is Excellent



■ Clarity of information ■ Relevance of session
■ Delivery (materials/style)

Wound management - Abscess drainage, debriding traumatic wound

1 is Very Poor, 2 is Poor, 3 is Neutral, 4 is Good, 5 is Excellent

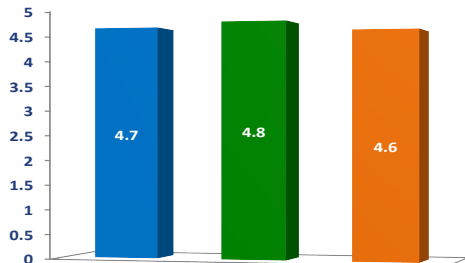


■ Clarity of information ■ Relevance of session
■ Delivery (materials/style)

Overall Teaching Feedback

Diathermy (practical or seminar)

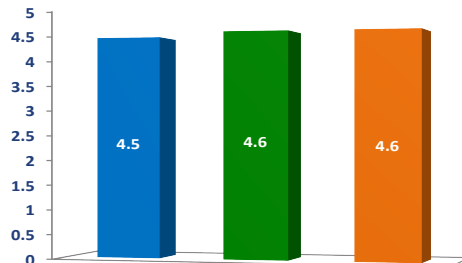
1 is Very Poor, 2 is Poor, 3 is Neutral, 4 is Good, 5 is Excellent



■ Clarity of information ■ Relevance of session
 ■ Delivery (materials/style)

Skills consolidation/OSAT

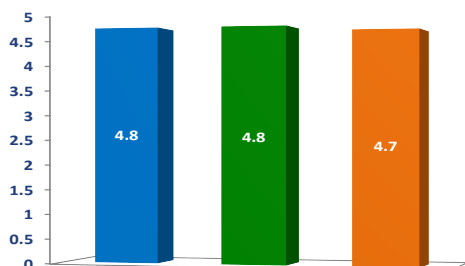
1 is Very Poor, 2 is Poor, 3 is Neutral, 4 is Good, 5 is Excellent



■ Clarity of information ■ Relevance of session
 ■ Delivery (materials/style)

Abdominal incision and closure

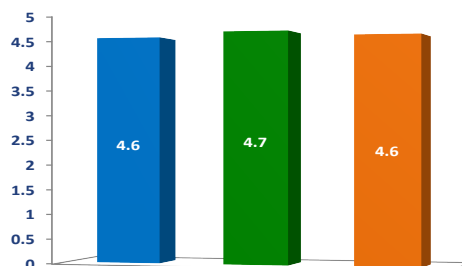
1 is Very Poor, 2 is Poor, 3 is Neutral, 4 is Good, 5 is Excellent



■ Clarity of information ■ Relevance of session
 ■ Delivery (materials/style)

Haemostasis - ligation in continuity, pedicle ligation, transfixion

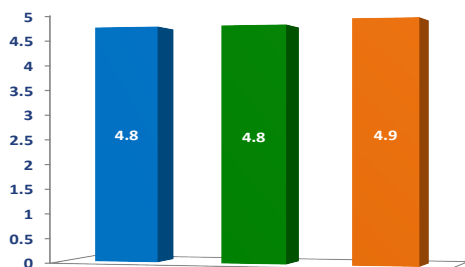
1 is Very Poor, 2 is Poor, 3 is Neutral, 4 is Good, 5 is Excellent



■ Clarity of information ■ Relevance of session
 ■ Delivery (materials/style)

End to end bowel anastomosis - interrupted, instrument tied knots

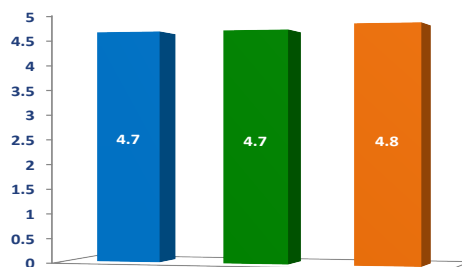
1 is Very Poor, 2 is Poor, 3 is Neutral, 4 is Good, 5 is Excellent



■ Clarity of information ■ Relevance of session
 ■ Delivery (materials/style)

Fine tissue handling (2) Vein patch exercise, assisted

1 is Very Poor, 2 is Poor, 3 is Neutral, 4 is Good, 5 is Excellent

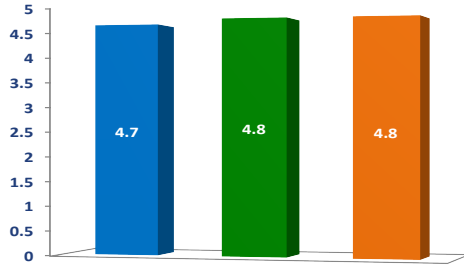


■ Clarity of information ■ Relevance of session
 ■ Delivery (materials/style)

Overall Teaching Feedback

Introduction to endoscopic surgery

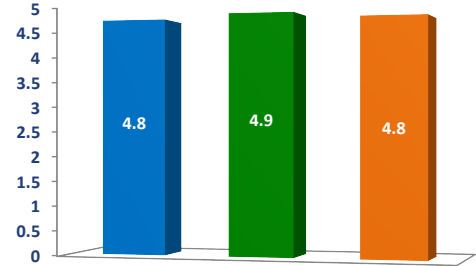
1 is Very Poor, 2 is Poor, 3 is Neutral, 4 is Good, 5 is Excellent



■ Clarity of information ■ Relevance of session
■ Delivery (materials/style)

Endoscopic exercises - visualisation tasks, various scope angles, use of coaxial instruments, manipulation of non-coaxial instruments

1 is Very Poor, 2 is Poor, 3 is Neutral, 4 is Good, 5 is Excellent



■ Clarity of information ■ Relevance of session
■ Delivery (materials/style)

Comments

- o Thanks for a great course.

- o Excellent.

- o Thank you for your efforts and organizing this course.
.
- o Learned loads from this course- thank you!

- o Really useful course, very enthusiastic staff with a wealth of experience. Thank you!

- o Overall it was a great experience and I would like to come back!



THE ROYAL COLLEGE
OF SURGEONS OF
EDINBURGH



Intercollegiate Basic Surgical Skills Course

