



THE ROYAL COLLEGE
OF SURGEONS OF
EDINBURGH

The Christie **NHS**
NHS Foundation Trust



Intercollegiate Basic Surgical Skills Course

8th and 9th March 2014, The Christie Hospital, Manchester



FEEDBACK

Intercollegiate Basic Surgical Skills Course

8th and 9th March 2014, The Christie Hospital, Manchester

The ethos of this Intercollegiate Basic Surgical Skills Course (BSSC) is to install core surgical skills at the very start of a surgeon's training by teaching the correct basic technique.

Junior Trainees pursuing a career in surgery are expected to be able to perform a range of basic surgical skills prior to commencing specialty surgical training. These skills are not specifically covered during their foundation or core training placements.

Aims & Objectives:

The Basic Surgical Skills course has been running since 1994, with the involvement of all four UK and Ireland Colleges of Surgeons, and is designed to teach the essential basic technical skills required of a surgeon, instilling good practice at the early stages of training.

Participants are introduced to the principles underpinning the various techniques with individual tuition and under the expert supervision of consultant surgeons. Participants are assessed throughout the course and issues with a certificate upon successful completion.

Learning Outcomes:

On completion of this course, participants will be able to:

- o Demonstrate an appropriate procedure for 'gowning' and 'gloving' in accordance with recommended standards of practice
- o Tie a variety of reliable knots, including, surgical reef knots and the Aberdeen knot and tying at depth.
- o Describe correct handling and use of surgical instruments.
- o Suture a variety of tissues, including skin, bowel, vascular tissue and tendons effectively.
- o Perform abscess drainage and contaminated wound debridement in accordance with the basic principles of wound management.
- o Demonstrate safe fine tissue handling utilising small bowel, vascular and tendon models for basic anastomoses technique.
- o Demonstrate an understanding of basic diathermic technique.
- o Demonstrate effective management of ergonomic issues commonly encountered in endoscopic surgery.

Learning Style:

The course is held over two days with a series of demonstrations and extensive hands on sessions. Techniques are practiced using a combination of prepared animal tissue, synthetic models and simulation.

Target Audience:

FY2, ST1 & ST2

FY1's will be considered if they have a minimum of 6 months surgical training (with evidence)

Course Programme

Day 1

- 09.00 Registration and faculty meeting
- 09.30 Introduction
- 09.40 Gowning and gloving
- 10:10 Handling instruments
- 10.45 Knots (1) Reef knot, instrument tie

11:30 Refreshment break

- 11:45 Knots (2) Surgeons knot, tie at depth
- 12:30 Suturing: needle manipulation and driving, interrupted, sub-cuticular, vertical mattress

13:30 Lunch break

- 14:15 Skin lesions and LA techniques: skin lesions, sebaceous cyst
- 15:00 Wound management: abscess drainage, debriding traumatic wound

15:45 Coffee break

- 16:00 Diathermy (practical or seminar)
- 16:45 Question and answer session

17:00 Close



Course Programme

Day 2

- 08:15 Morning coffee
- 08.30 Skills consolidation / OSAT
- 09.30 Abdominal incision and closure
- 10:30 Haemostasis, ligation in continuity, pedicle ligation, transfixion

11:15 Refreshment break

- 11:30 End to end bowel anastomosis interrupted, instrument tied knots

12:45 Lunch break

- 15:00 Wound management: abscess drainage, debriding traumatic wound
- 14:30 Skin lesions and LA techniques: skin lesions, sebaceous cyst
- 13:30 Fine tissue handling (1) Vein patch exercise
- 14:30 Fine tissue handling (2) Tendon repair

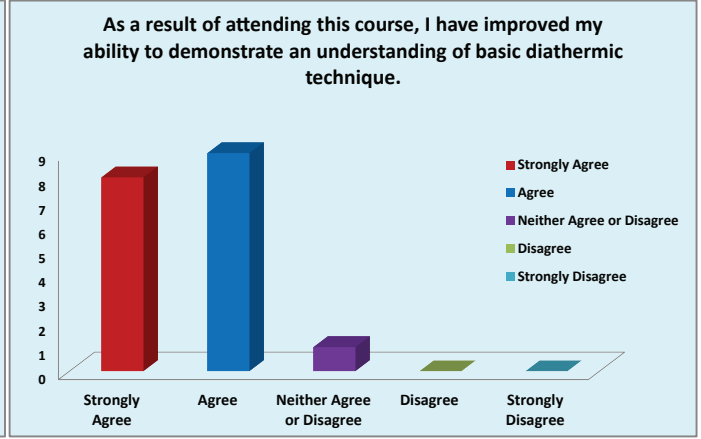
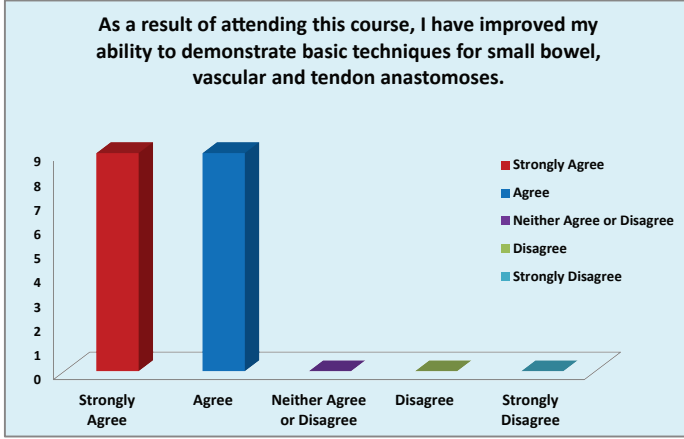
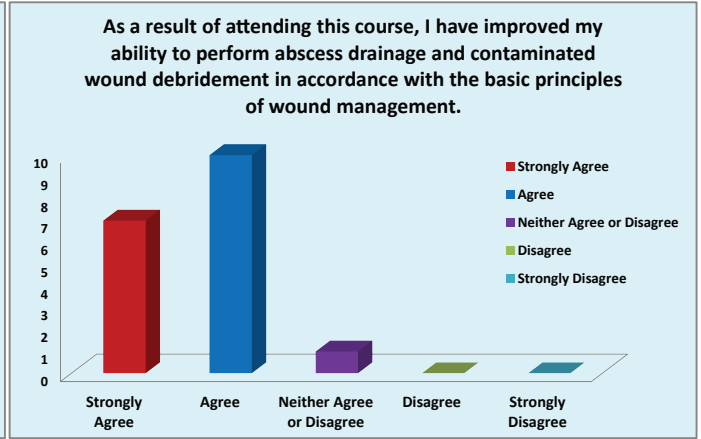
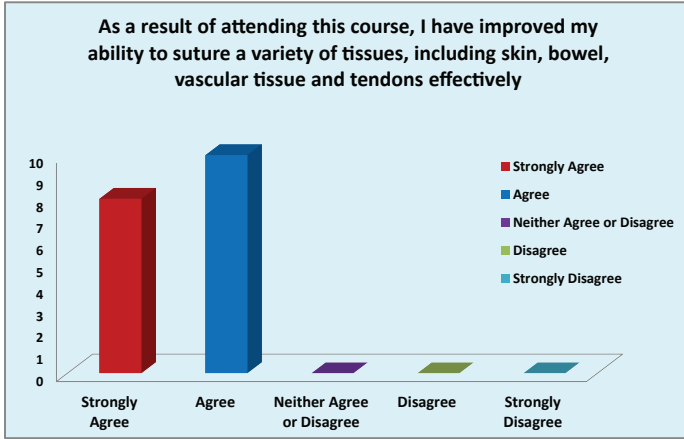
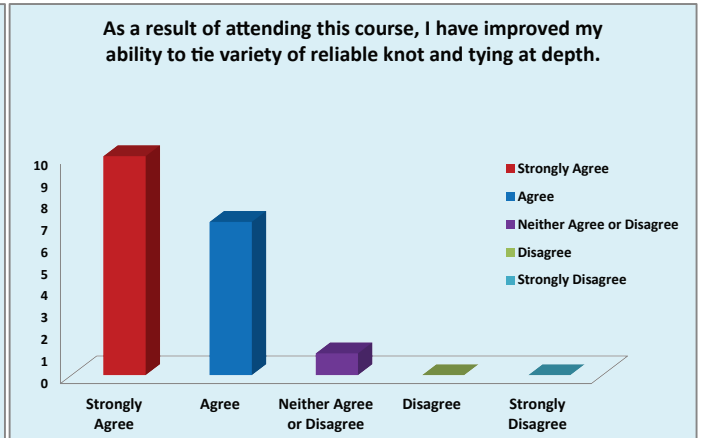
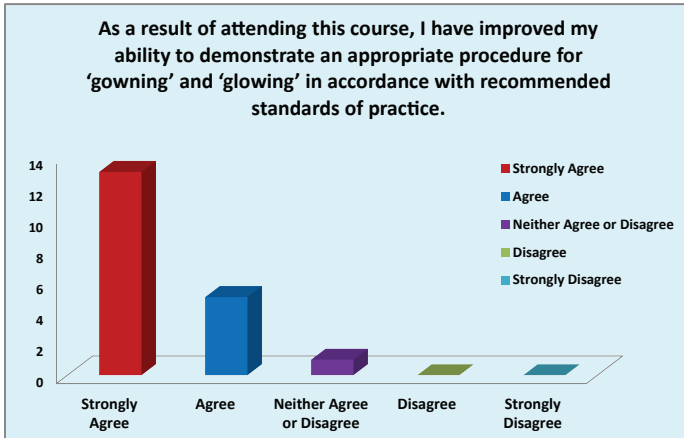
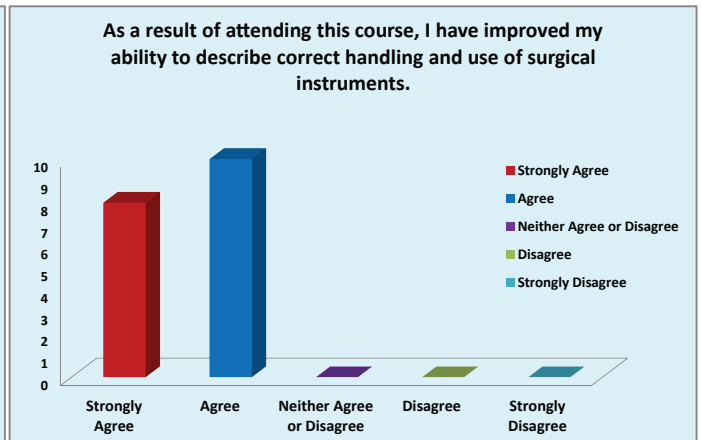
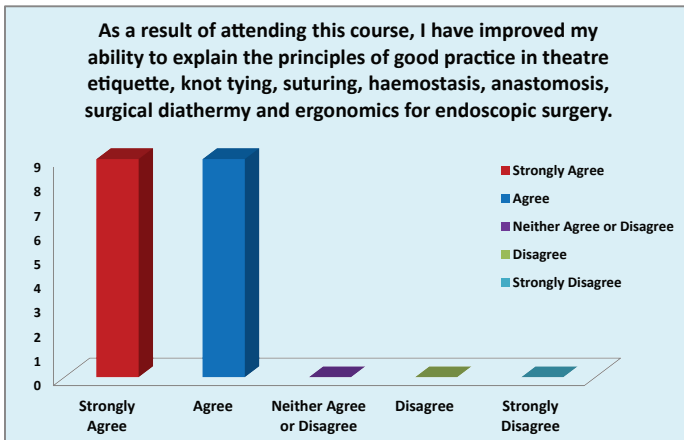
15:15 Coffee break

- 15:30 Introduction to endoscopic surgery
- 17:00 Question and answer session, certification
- 15:45 Endoscopic exercises visualisation tasks, various scope angles, use of coaxial instruments, manipulation of non-

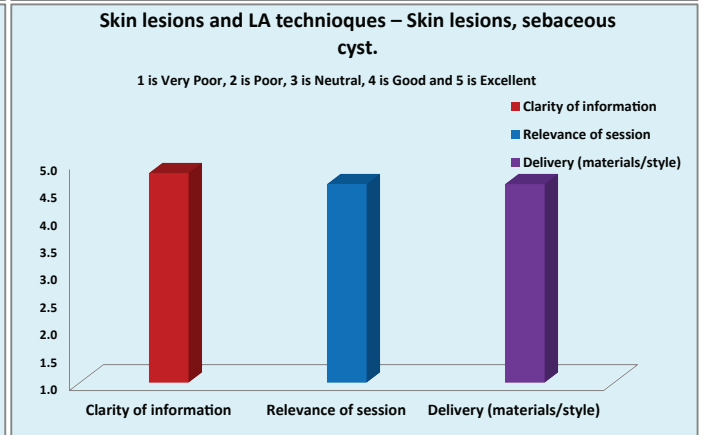
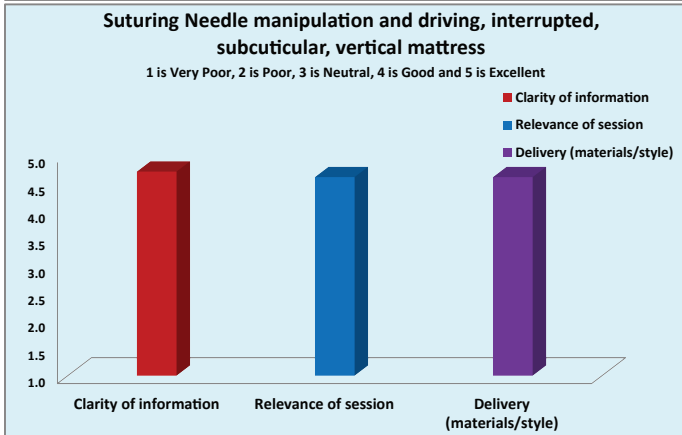
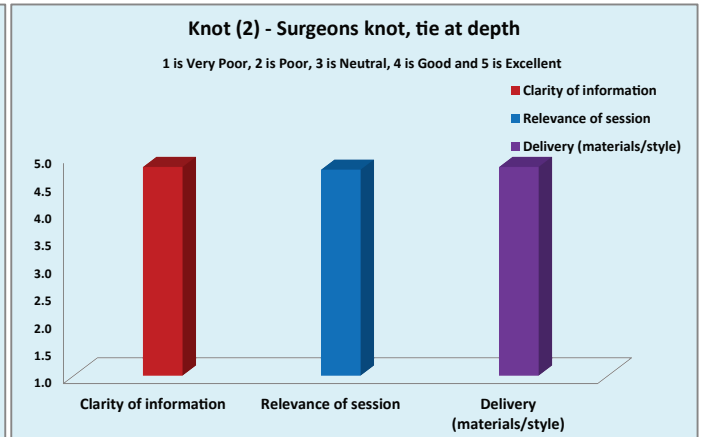
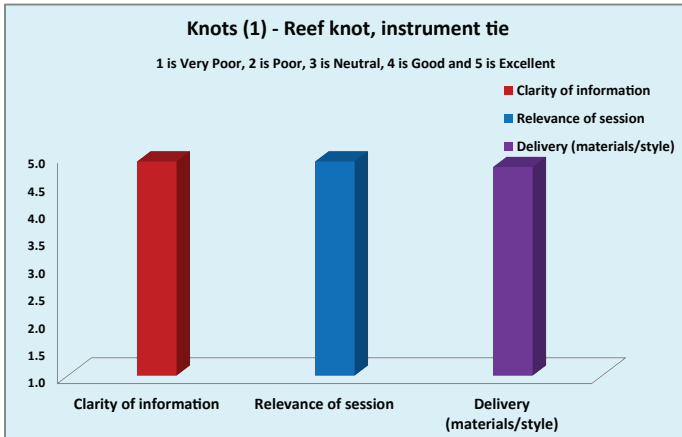
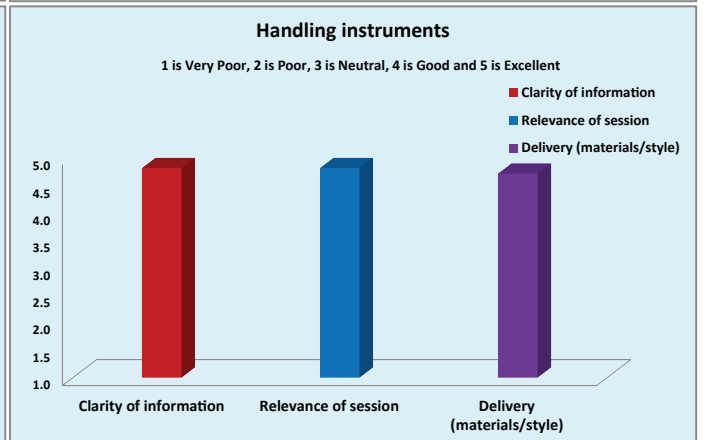
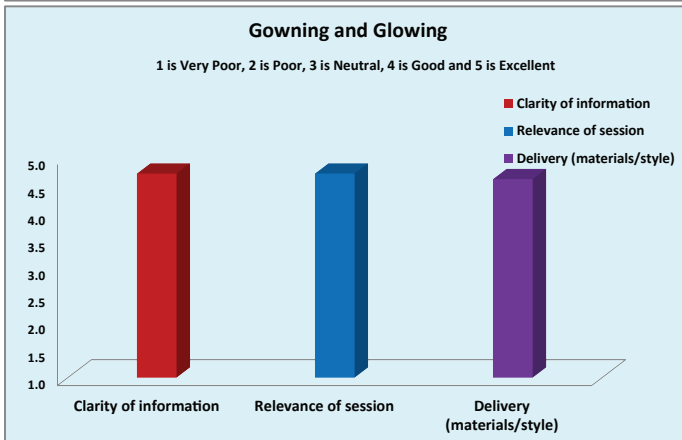
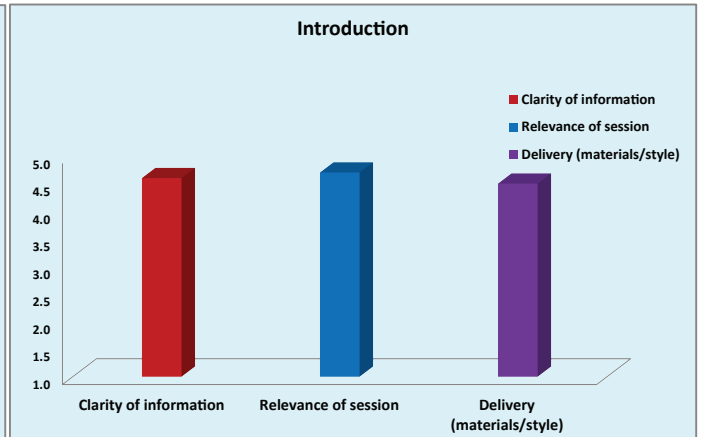
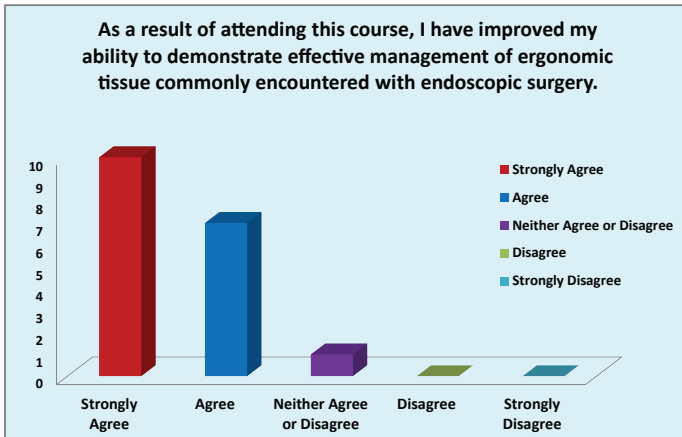
17:15 Close



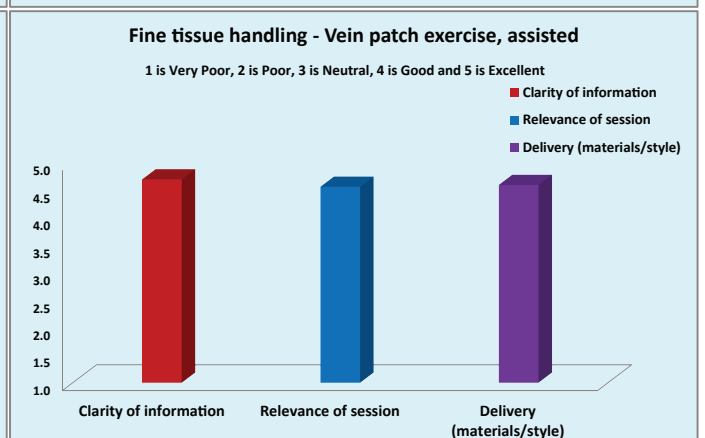
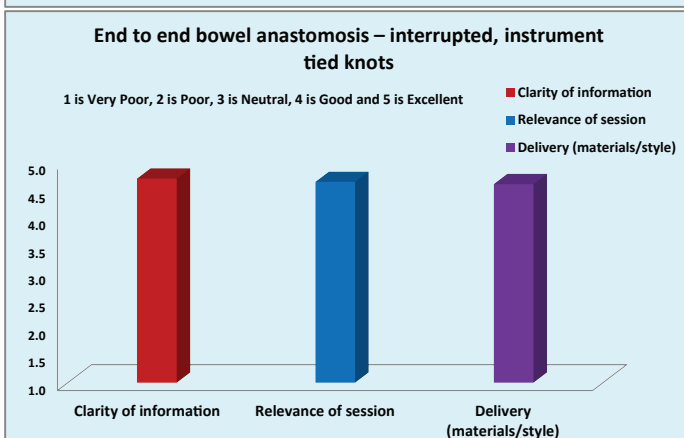
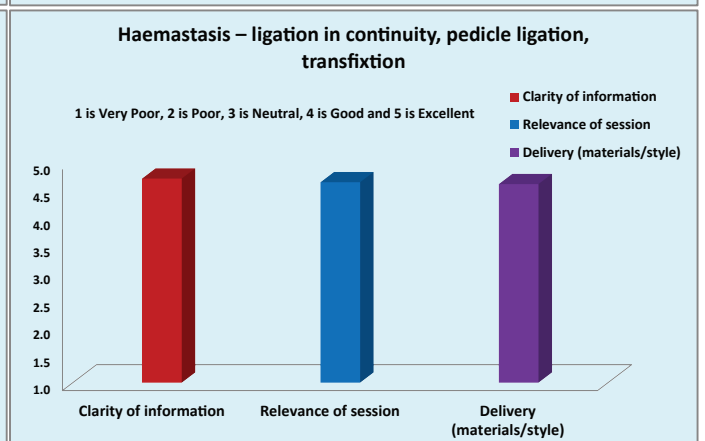
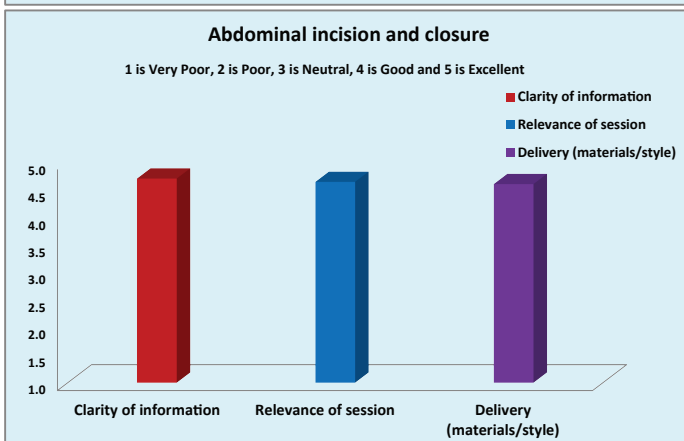
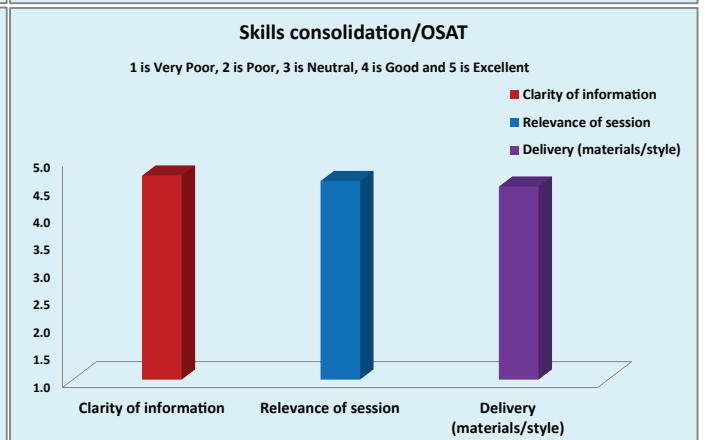
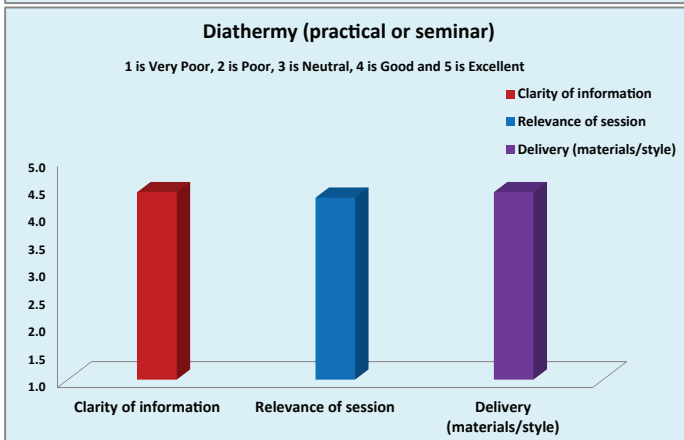
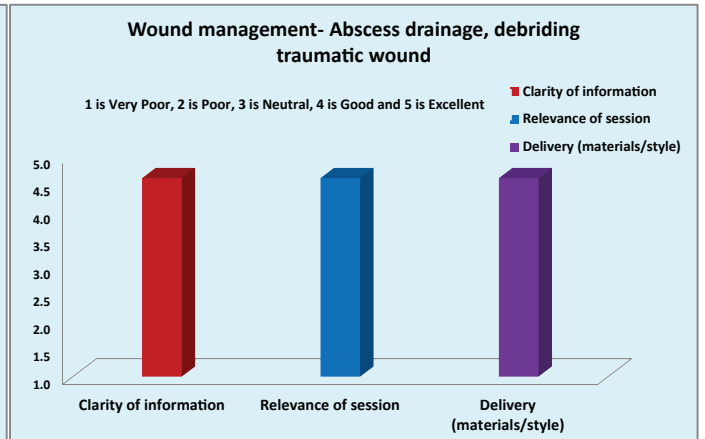
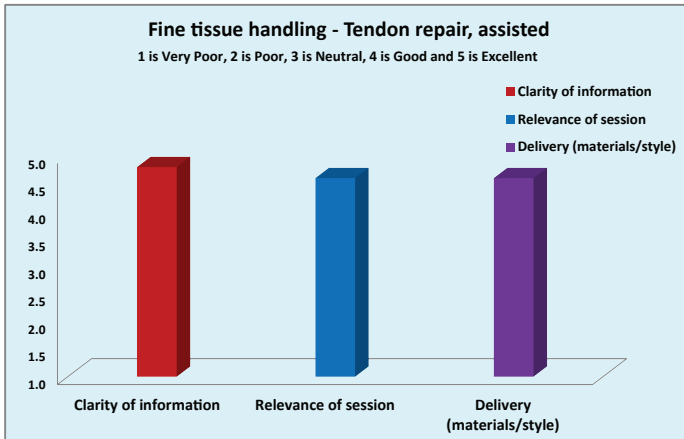
Feedback



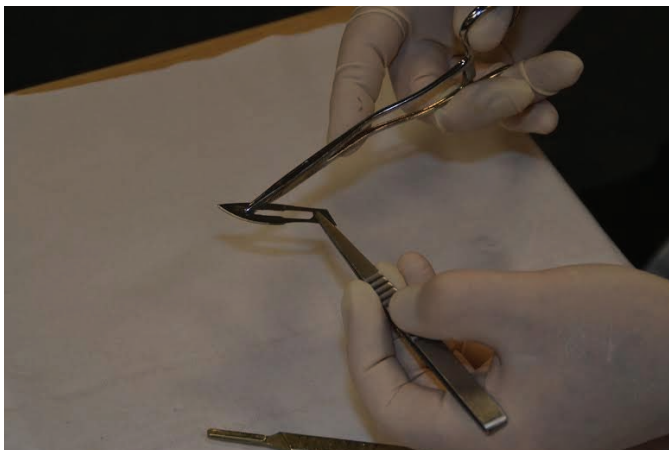
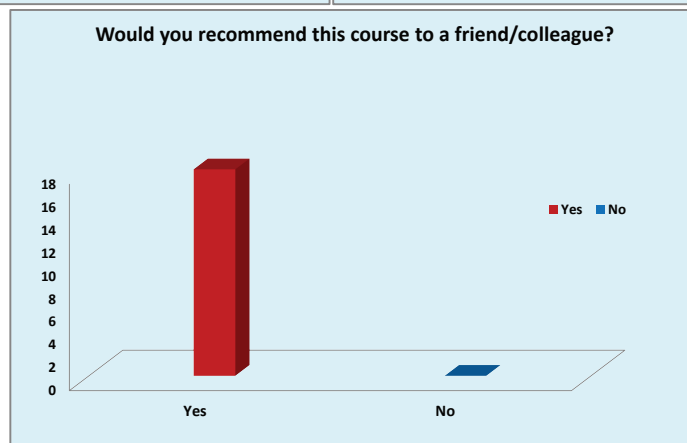
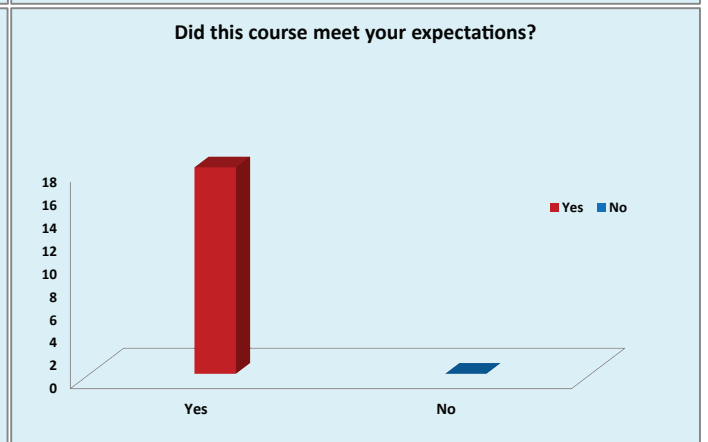
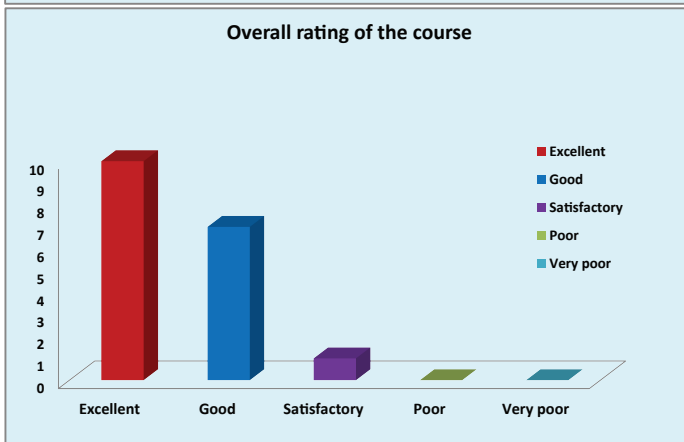
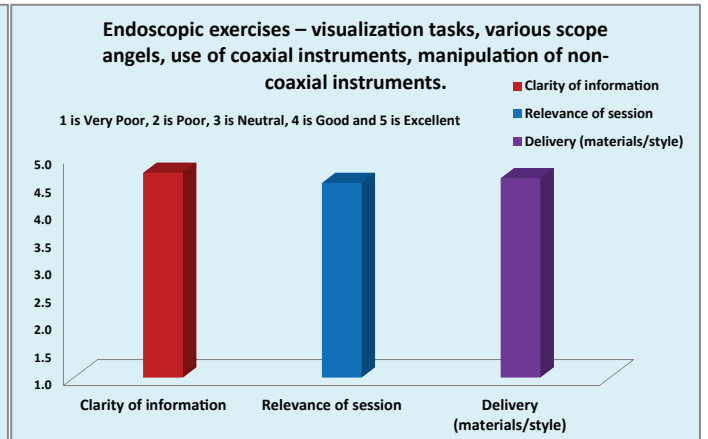
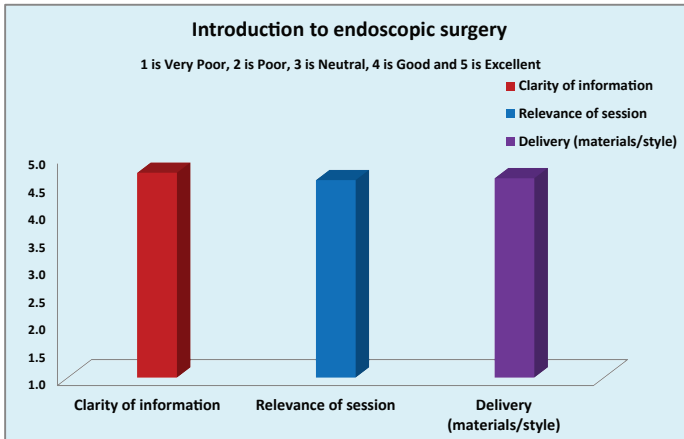
Feedback



Feedback



Feedback



Comments

- *Time management, description of procedures, hands on experience.*
- *At a good level, a good learning environment, good food.*
- *Suture teaching, basic procedures, well facilitated and taught.*
- *Individual attention and feedback, advice on techniques and tips are very useful, practice on animal models.*
- *Practical skills, good experienced family, good staff ratio.*
- *Knotting, gowning and gloving, suturing.*
- *Practical hands-on work, well organized, and importance given to effective, purposeful increment.*
- *Good support from all faculty members, very appreciable, very patience, very well organized and proper specimen to practice on.*
- *Excellent practical application not just lectures, plenty of tutors available to help at any point, clear instructions for practical.*
- *Course very well presented and organized, staff are very experienced and helpful*
- *Many topics covered*
- *Excellent faculty- very well prepared*
- *Organisation, material, venue.*
- *Excellent tutors. Clear instructions, relevance of material.*
- *Very good highly educational and enjoyable. Could use out of date sutures to keep cost down.*
- *Course was amazing, very useful and relevant*
- *I really enjoyed this course. Thank you.*
- *Well done for the course. Preparation and organization very well done.*
- *The course contains a lot of information and I would suggest the course be extended to a third pay to allow for more practice time. Instructions were very clear and the tutors were very excellent.*



The Christie **NHS**
NHS Foundation Trust



Intercollegiate Basic Surgical Skills Course

8th and 9th March 2014, The Christie Hospital, Manchester



FEEDBACK