



**Intercollegiate Basic Surgical
Skills Course**

Feedback - September 2019

Intercollegiate Basic Surgical Skills

The Basic Surgical Skills course has been running since 1994, with the involvement of all four UK and Ireland Colleges of Surgeons, and is designed to teach the essential basic technical skills required of a surgeon, instilling good practice at the early stages of training.

Junior Trainees pursuing a career in surgery are expected to be able to perform a range of basic surgical skills prior to commencing specialty surgical training. These skills are not specifically covered during their foundation or core training placements.

The ethos of this Intercollegiate Basic Surgical Skills Course (BSSC) was to instil core surgical skills at the very start of a surgeon's training by teaching the correct basic technique.

Participants were introduced to the principles underpinning the various techniques with individual tuition and under the expert supervision of consultant surgeons. The participants were then assessed throughout the course and were then issued with a certificate upon successful completion of the course.

The course was held over two days with a series of demonstrations and extensive hands on sessions. Techniques were practiced using a combination of prepared animal tissue, synthetic models and simulation.



Course Information

Course Date:	14th and 15th September 2019
Venue:	Education Centre Christie Hospital, Manchester
Attendance:	20 Delegates
Aimed at:	FY1 (6 months in a surgical training post is a pre-requisite); FY2; ST1/CT1; ST2/CT2.
Course Fee:	£585.00 - Full Course Fee £550.00 - RCSEd Affiliate Member

Learning Outcomes

On completion of this course, participants will be able to:

- Demonstrate an appropriate procedure for 'gowning' and 'gloving' in accordance with recommended standards of practice.
- Tie a variety of reliable knots, including surgical reef knots, the Aberdeen knot, and tying at depth.
- Describe correct handling and use of surgical instruments.
- Suture a variety of tissues, including skin, bowel, vascular tissue and tendons effectively.
- Perform abscess drainage and contaminated wound debridement in accordance with the basic principles of wound management.
- Demonstrate safe fine tissue handling utilising small bowel, vascular and tendon models for basic anastomoses technique.
- Demonstrate an understanding of basic diathermic technique.
- Demonstrate effective management of ergonomic issues commonly encountered in endoscopic surgery.

Course Programme

0830 Registration

0900 Introduction

0910 Gowning and Gloving

0940 Handling Instruments

1015 Knots (1) - Reef Knot, Instrument Tie Assessment

1100 Coffee Break

1115 Knots (2) - Surgeons Knots, Tie at Depth Assessment

1200 Suturing - Needle Manipulation and Driving, Interrupted, Sub-Cuticular, Vertical Mattress Assessment

1300 Lunch Break

1345 LA Techniques
Skin Lesions and Sebaceous Cyst

1430 Fine Tissue Handling (1) - Tendon Repair, Assisted

1515 Coffee Break

1530 Wound Management - Abscess Drainage, Debriding Traumatic Wound

1615 Diathermy (Practical or Seminar)

1700 Question and Answer Session

Course Programme

0830 Registration

0900 Skills Consolidation / OSAT

1000 Abdominal Incision and Closure

1100 Haemostasis, Ligation in Continuity, Pedicle Ligation, Transfixion

1145 **Coffee Break**

1200 End to End Bowel Anastomosis - Interrupted, Instrument Tied Knots

1315 **Lunch Break**

1400 Fine Tissue Handling (2) - Vein Patch Exercise, Assisted

1515 Introduction to Endoscopic Surgery

1530 Endoscopic Exercises - Visualisation Tasks, Various Scope Angles, Use of Coaxial Instruments, Manipulation of Non-Coaxial Instruments

1645 Question and Answer Session, Certification

Faculty List

Mr Chelliah Selvasekar, MD, FRCSEd (Gen Surg), MFSTEd, PG Cert (Med Ed), MBA

Course Convenor

Consultant General, Colorectal and Laparoscopic Surgeon

The Christie Hospital, Manchester

Professor Asal Izzidien, FRCSEd, FRCS, FACS (Paed)

Consultant Paediatric Surgeon

Royal College of Surgeons of Edinburgh

Mr Geoffrey Hooper, MBChB, MMedSc, MD, FRCS, FRCSEd (Orth)

Surgical Skills Tutor – Royal College of Surgeons of Edinburgh

Retired Consultant Orthopaedic Surgeon

Mr Ian W J Wallace, MBChB, BSc, FRCSEd

Surgical Skills Tutor – Royal College of Surgeons of Edinburgh

Retired Consultant Urologist

Mr Roop Tandon, MBBS, FRCS

Surgical Skills Tutor - Royal College of Surgeons of Edinburgh

Retired Consultant Orthopaedic Surgeon

Assisting Faculty

Mr Anthony Thanenthiran, MBBS, MD, MRCS

Clinical Fellow in Surgical Oncology

The Christie Hospital, Manchester

Dr David Yousefi Azimi, MBBS, BSc, PG Dip MedEd

Speciality Trainee in Plastic Surgery

Royal Stoke University Hospital, Stoke-on-Trent

Mr George Greenlees, MBChB (Hons), MRCS

Speciality Trainee in General Surgery

Bradford Teaching Hospitals NHS Foundation Trust

Mr Nick Engall, MBChB, MRCS

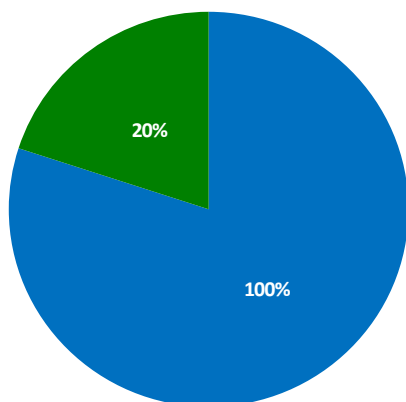
Speciality Registrar in Paediatric Surgery

Royal Manchester Children's Hospital, Manchester

Overall Teaching Feedback

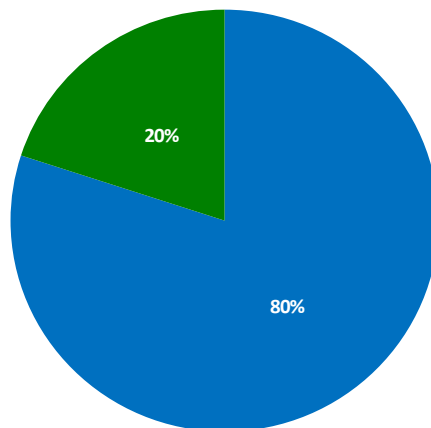
As a result of attending this course, I am better able to:

Explain the principles of good practice in basic surgical skills.



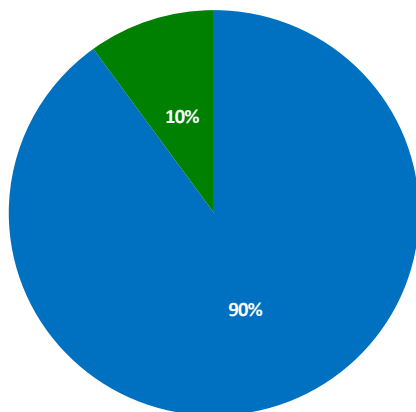
■ Strongly agree
 ■ Agree
 ■ Neither agree nor disagree
 ■ Disagree
 ■ Strongly disagree

Describe correct handling and use of surgical instruments.



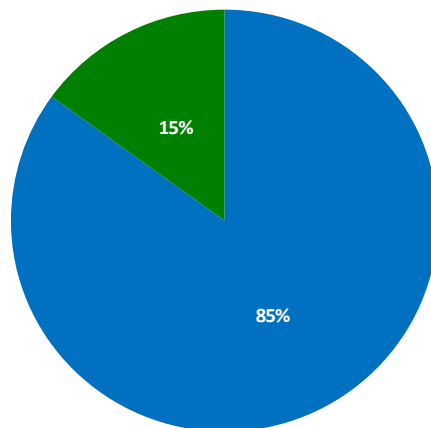
■ Strongly agree
 ■ Agree
 ■ Neither agree nor disagree
 ■ Disagree
 ■ Strongly disagree

Demonstrate an appropriate procedure for 'gowning' and 'gloving'.



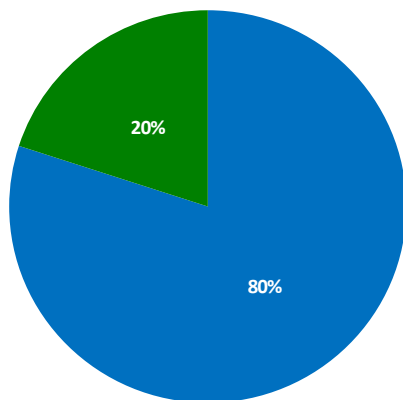
■ Strongly agree
 ■ Agree
 ■ Neither agree nor disagree
 ■ Disagree
 ■ Strongly disagree

Tie a variety of reliable knots and demonstrate tying at depth.



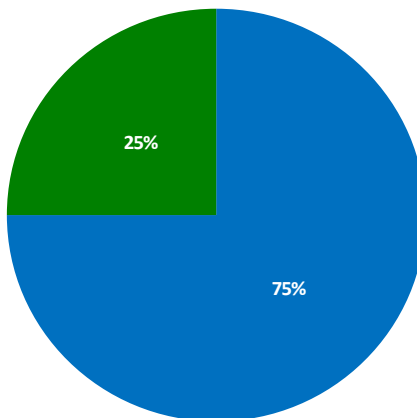
■ Strongly agree
 ■ Agree
 ■ Neither agree nor disagree
 ■ Disagree
 ■ Strongly disagree

Suture a variety of tissues effectively.



■ Strongly agree
 ■ Agree
 ■ Neither agree nor disagree
 ■ Disagree
 ■ Strongly disagree

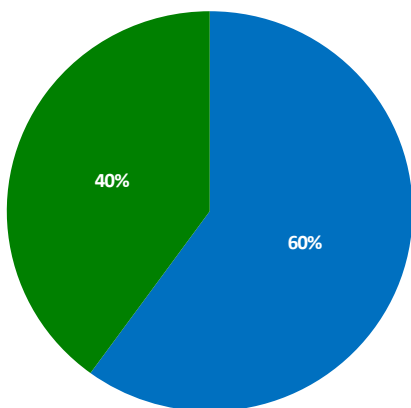
Perform abscess drainage and contaminated wound debridement.



■ Strongly agree
 ■ Agree
 ■ Neither agree nor disagree
 ■ Disagree
 ■ Strongly disagree

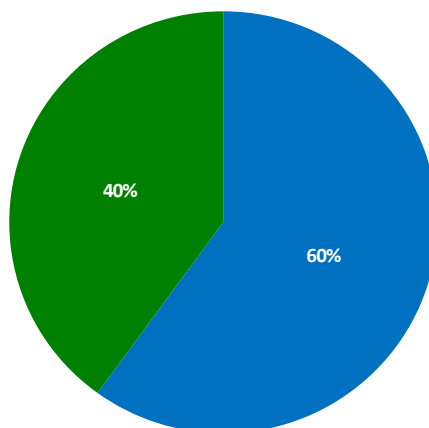
Overall Teaching Feedback

Demonstrate basic techniques for small bowel, vascular and tendon anastomoses.



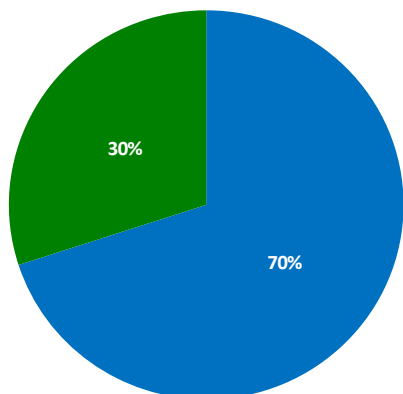
■ Strongly agree
■ Agree
■ Neither agree nor disagree
■ Disagree
■ Strongly disagree

Demonstrate an understanding of basic diathermic technique.



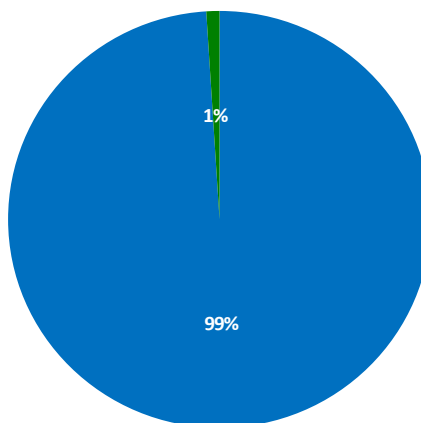
■ Strongly agree
■ Agree
■ Neither agree nor disagree
■ Disagree
■ Strongly disagree

Demonstrate effective management of ergonomic tissue.



■ Strongly agree
■ Agree
■ Neither agree nor disagree
■ Disagree
■ Strongly disagree

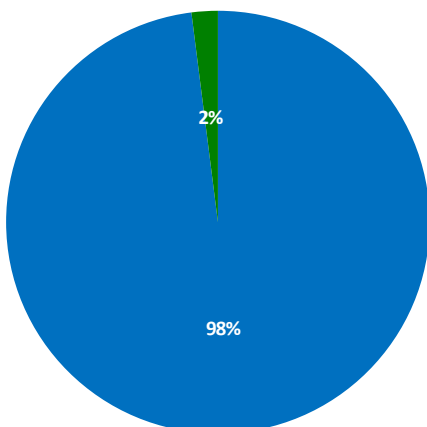
Has attending this course allowed you to improve in any other areas?



■ Yes
■ No

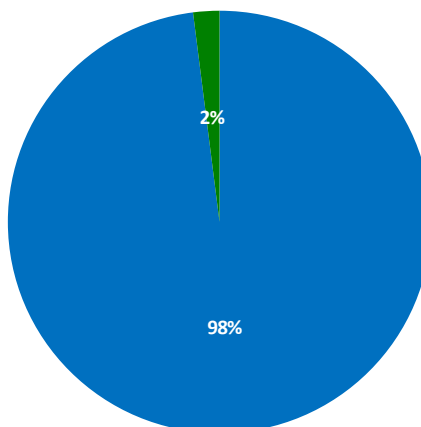
Please rate the different aspects of each session:

Introduction



■ Good
■ Adequate
■ Poor

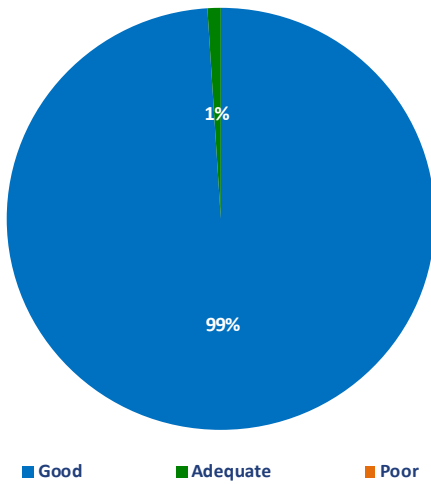
Gowning and Gloving



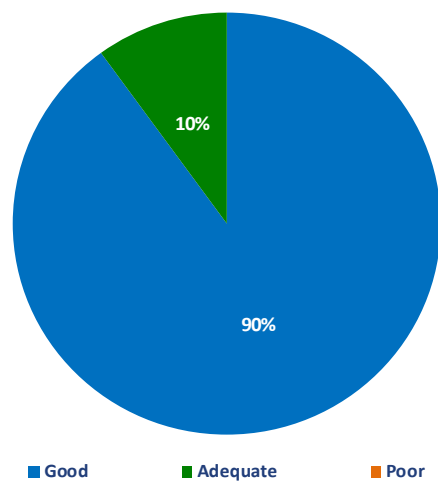
■ Good
■ Adequate
■ Poor

Overall Teaching Feedback

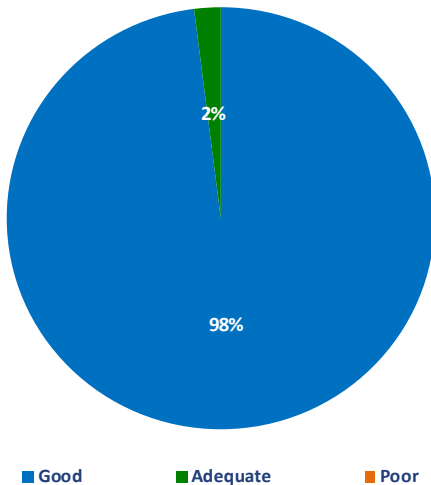
Handling Instruments



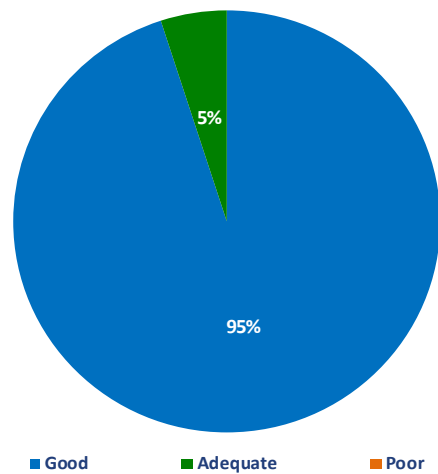
Knots (1) Reef Knot, Instrument Tie



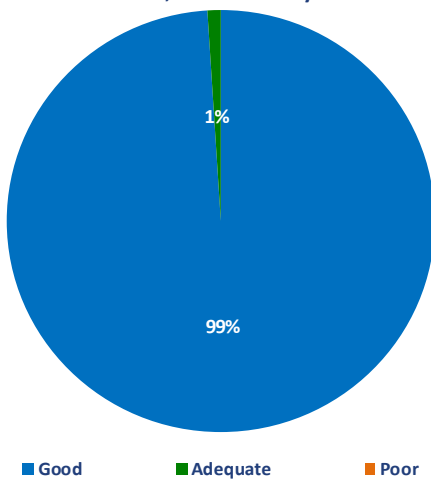
Knots (2) Surgeons Knot, Tie at Depth



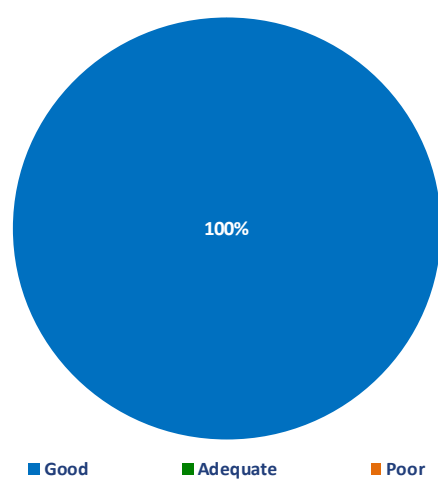
Suturing Needle Manipulation and Driving, Interrupted, Subcuticular, Vertical Mattress



Skin Lesions and LA Techniques - Skin Lesions, Sebaceous Cysts

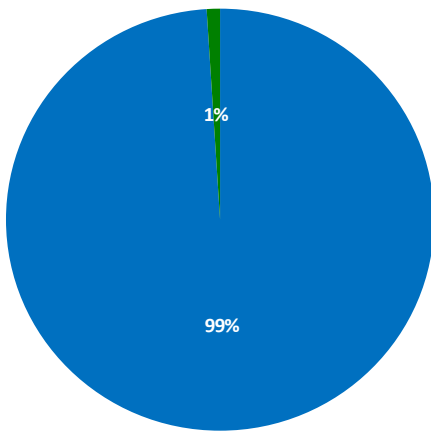


Fine Tissue Handling (1) Tendon Repair, Assisted



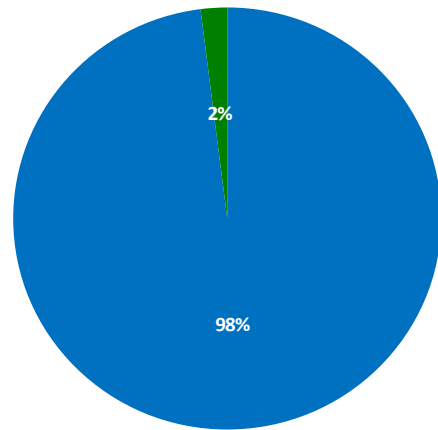
Overall Teaching Feedback

Wound Management - Abscess Drainage, Debriding Traumatic Wound



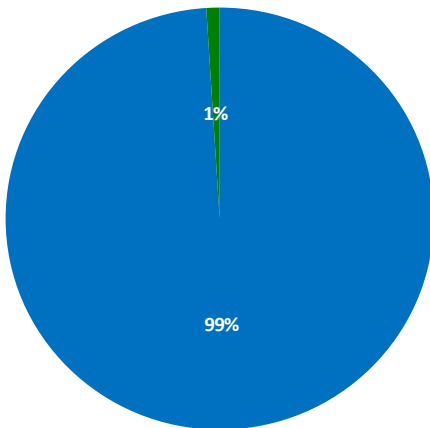
■ Good ■ Adequate ■ Poor

Diathermy (Practical or Seminar)



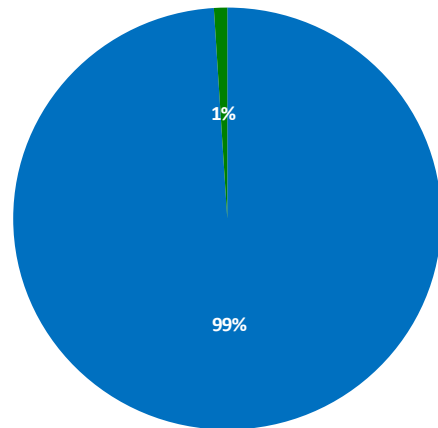
■ Good ■ Adequate ■ Poor

Skills Consolidation/OSAT



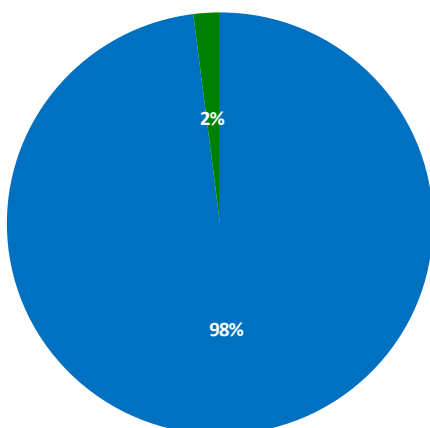
■ Good ■ Adequate ■ Poor

Abdominal Incision and Closure



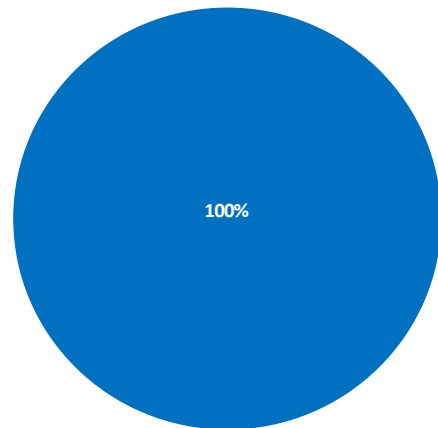
■ Good ■ Adequate ■ Poor

Haemostasis - Ligation in Continuity, Pedicle Ligation, Transfixion



■ Good ■ Adequate ■ Poor

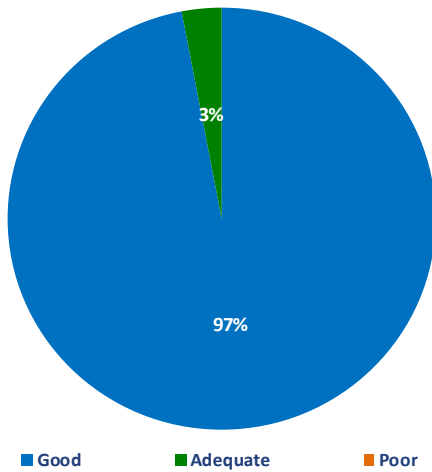
End to End Bowel Anastomosis - Interrupted, Instrument Tied Knots



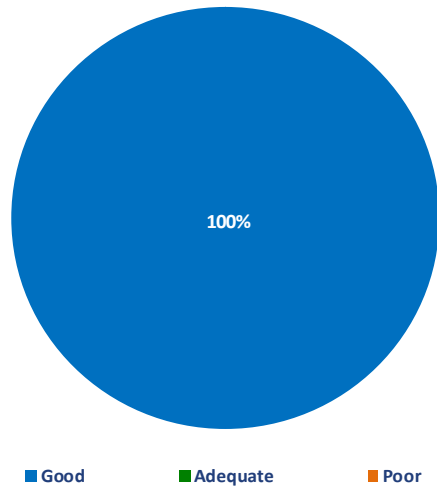
■ Good ■ Adequate ■ Poor

Overall Teaching Feedback

Fine Tissue Handling (2) Vein Patch Exercise, Assisted

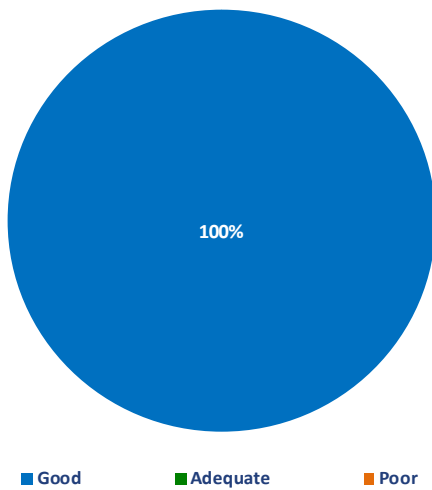


Introduction to Endoscopic Surgery

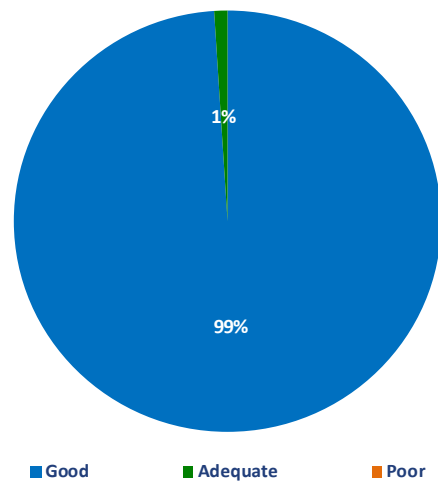


Style of Delivery

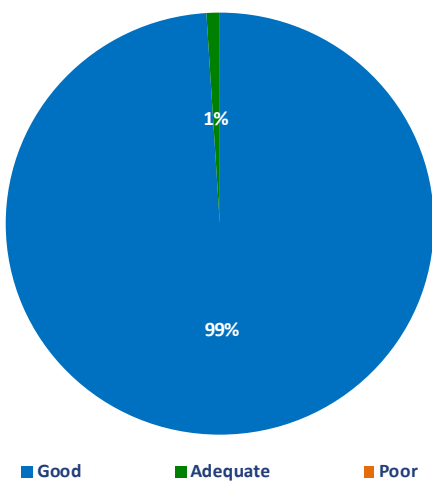
Introduction



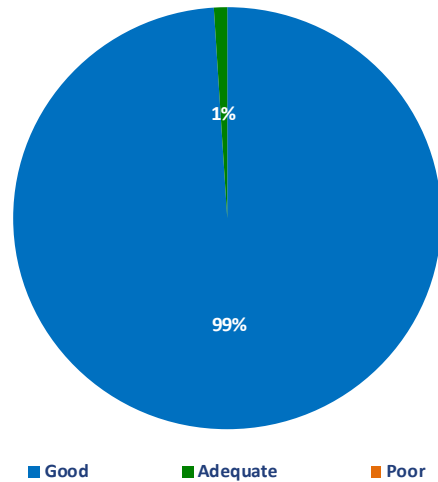
Gowning and Gloving



Handling Instruments

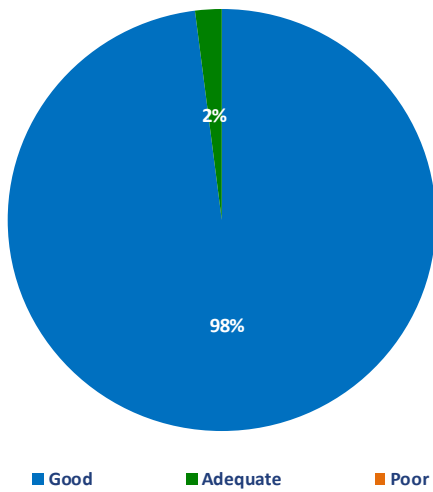


Knots (1) Reef Knot, Instrument Tie

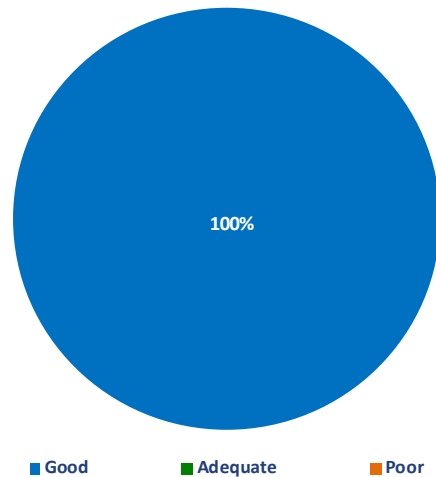


Overall Teaching Feedback

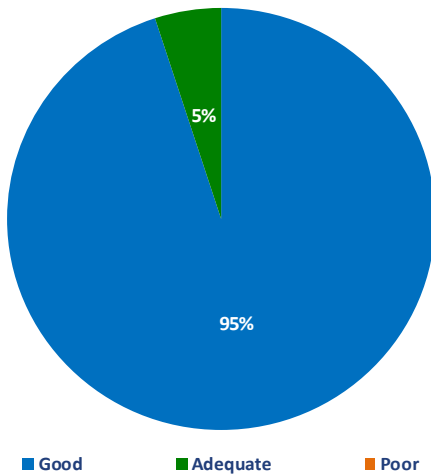
Knots (2) Surgeons Knot, Tie at Depth



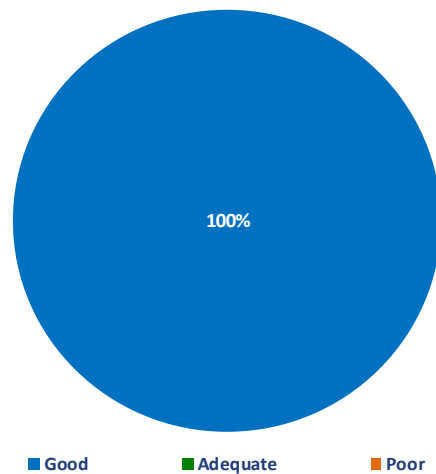
Suturing Needle Manipulation and Driving, Interrupted, Subcuticular, Vertical Mattress



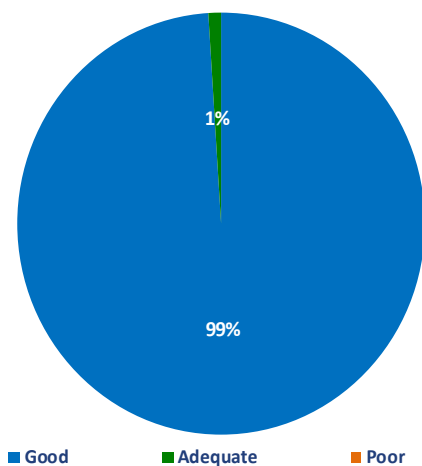
Skin Lesions and LA Techniques - Skin Lesions, Sebaceous Cyst



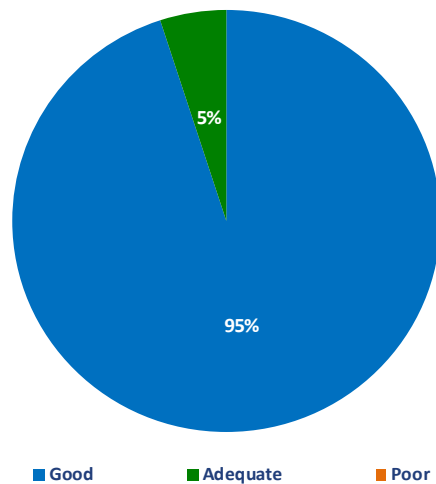
Fine Tissue Handling (1) Tendon Repair, Assisted



Wound Management - Abscess Drainage, Debriding Traumatic Wound

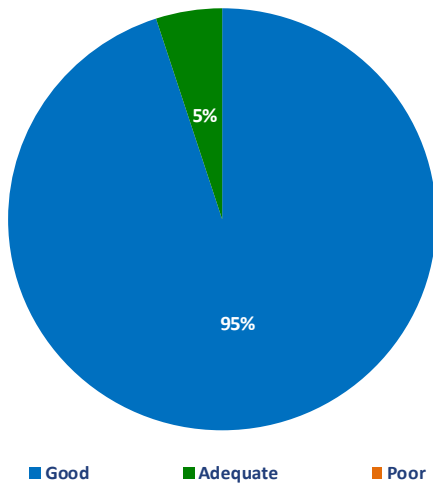


Diathermy (Practical or Seminar)

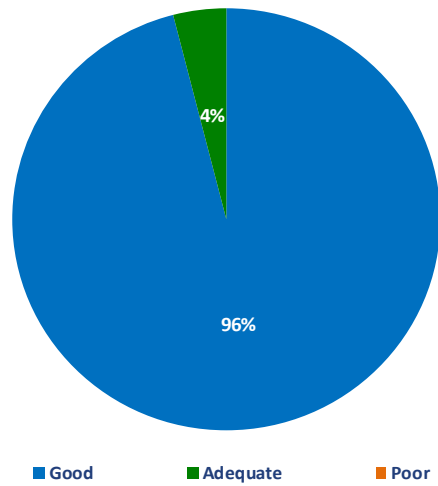


Overall Teaching Feedback

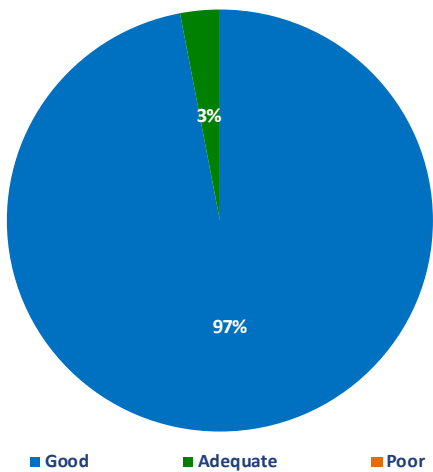
Skills Consolidation/OSAT



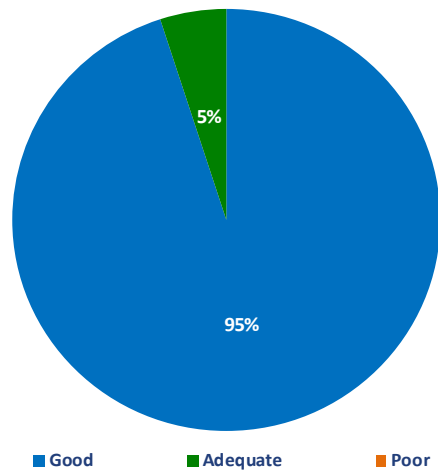
Abdominal Incision and Closure



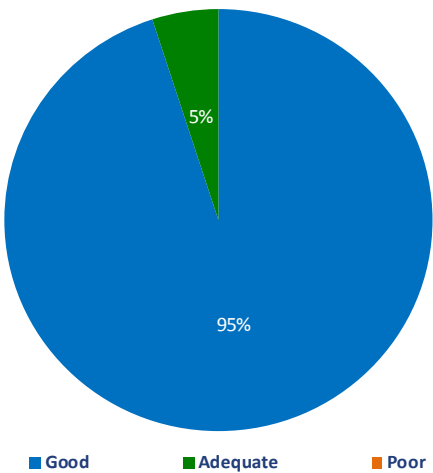
Haemostasis - Ligation in Continuity, Pedicle Ligation, Transfixion



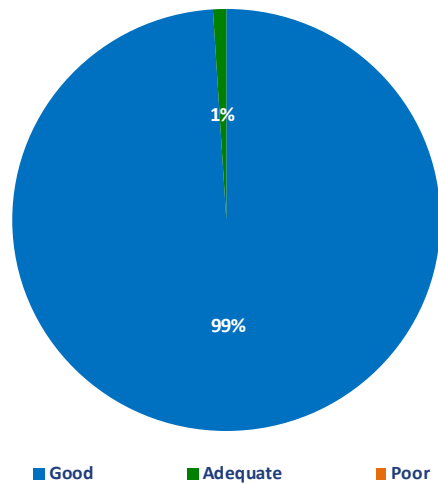
End to End Bowel Anastomosis - Interrupted, Instrument Tied Knots



Fine Tissue Handling (2) Vein Patch Exercise, Assisted



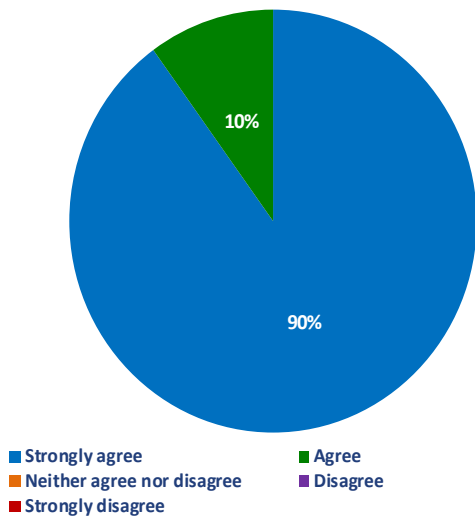
Introduction to Endoscopic Surgery



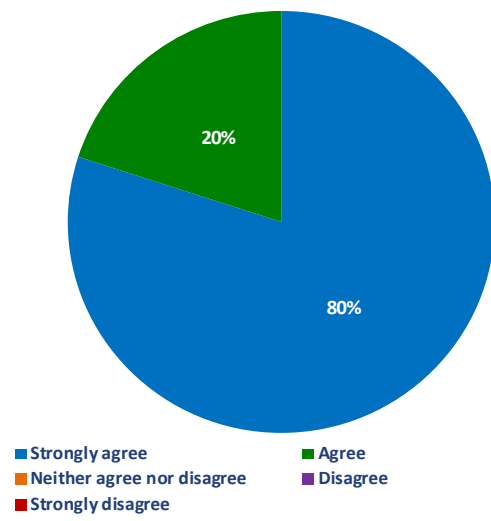
Overall Teaching Feedback

Please provide feedback on your experience with faculty:

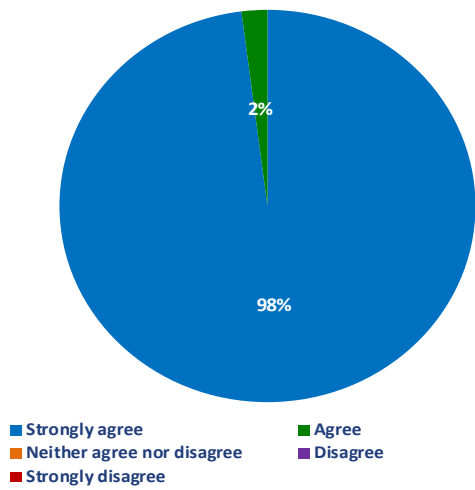
The faculty provided constructive feedback.



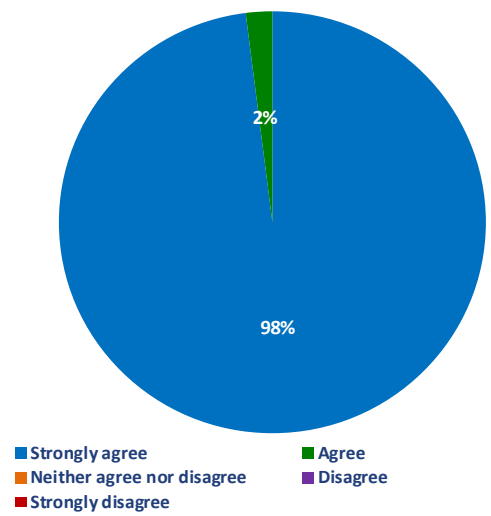
The number of faculty was sufficient to deliver the course.



The faculty demonstrated the level of knowledge and skills required to effectively deliver the course.



The faculty were approachable and enthusiastic.



Comments

- Overall, this course provided an insightful and valuable experience into surgical techniques, with the opportunity to develop instrument-handling skills.
- This was a well-delivered course.
- This was a very well-run course, covering a lot of basic surgical skills.
- I thoroughly enjoyed the two days; I wouldn't change a thing.
- I had a really good couple of days, thank you so much!
- Overall, this was a very good experience.



Intercollegiate Basic Surgical Skills Course