

Cardiff MRCS Part B OSCE Programme (Five-Day Attendance Course and Online Educational Content)



Feedback - April 2026

Cardiff MRCS Part B OSCE Programme (Five-Day Attendance Course and Online Educational Content)

This five-day preparatory course provided the attendee with a thorough understanding of the topics on which to focus and the areas to prepare for the MRCS OSCE. The course was delivered through a robust method of small group teaching, individual OSCEs and interactive discussions, all of which aimed to guide the attendee to prepare for each component of the exam (all stations were covered during the five days).

Day 1 and Day 2 focussed on the knowledge component of the exam, with emphasis placed on anatomy and pathology but also consideration of related microbiology and applied surgical sciences (physiology). Day 3 was divided into a morning session that covered clinical and procedural skills and an afternoon session that covered additional applied surgical sciences and critical care stations. Day 4 consisted of small group teaching using anatomical prosections, relevant pathological specimens, and osteology. A mock OSCE took place during the afternoon. Day 5 consisted of clinical examination stations in the morning and communication skills stations in the afternoon.

Course Information

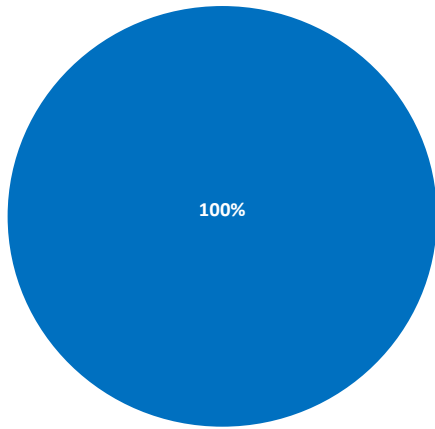
Venue:	College of Physicians and Surgeons of Cardiff, Cardiff Bay, Cardiff; School of Biosciences, Cardiff University
Dates:	8th - 12th April 2026
Attendance:	44 Delegates
Aimed at:	Candidates Preparing for the MRCS OSCE Examination
Course Fee:	£945.00



Overall Feedback

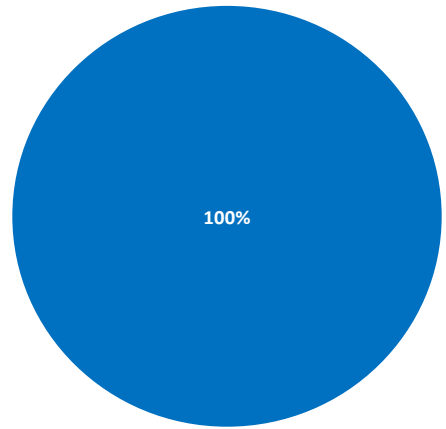
Wednesday 8th and Thursday 9th April 2026

Skull Base, Head and Face



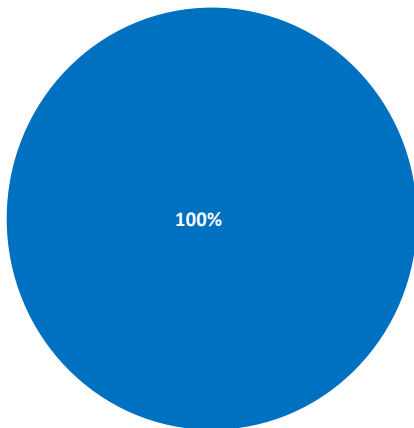
■ Excellent ■ Good ■ Neutral ■ Fair ■ Poor

Neck, Larynx, Soft Palate, and Pharynx



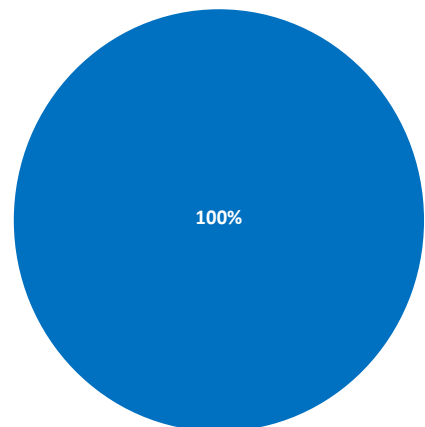
■ Excellent ■ Good ■ Neutral ■ Fair ■ Poor

Thorax, Mediastinum, Heart, and Lungs



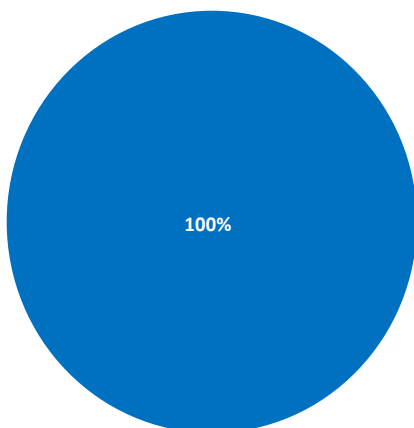
■ Excellent ■ Good ■ Neutral ■ Fair ■ Poor

Brachial Plexus, Upper Limb and Upper Limb Nerve Injuries



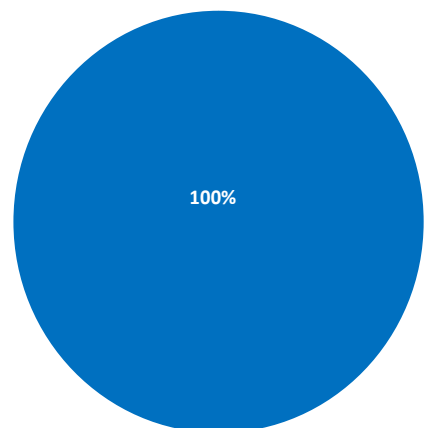
■ Excellent ■ Good ■ Neutral ■ Fair ■ Poor

General Abdomen



■ Excellent ■ Good ■ Neutral ■ Fair ■ Poor

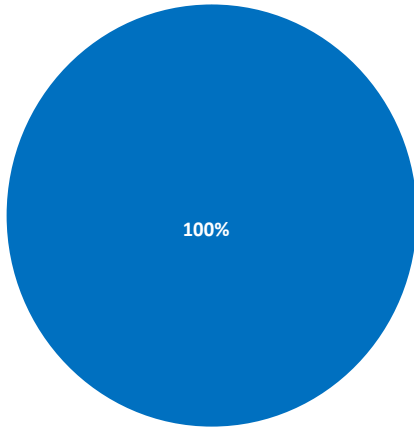
Abdominal Organs (Solid and Hollow)



■ Excellent ■ Good ■ Neutral ■ Fair ■ Poor

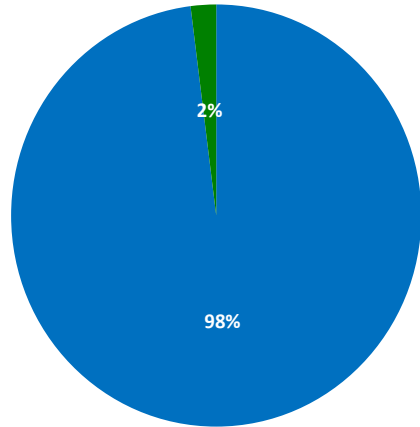
Overall Feedback

Pelvis and Perineum



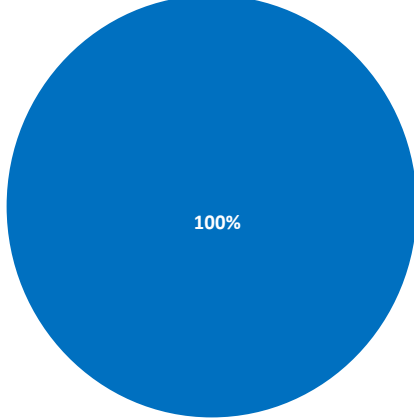
■ Excellent ■ Good ■ Neutral ■ Fair ■ Poor

Spinal Cord and Spinal Cord Syndromes



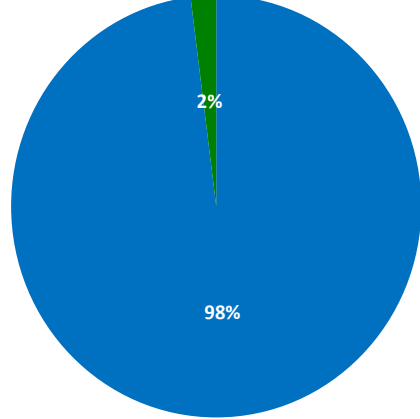
■ Excellent ■ Good ■ Neutral ■ Fair ■ Poor

Lumbosacral Plexus, Lower Limb and Lower Limb Nerve Injuries



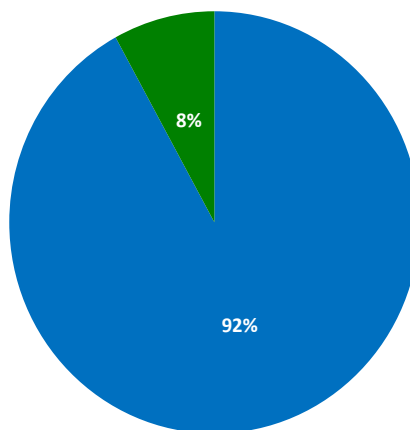
■ Excellent ■ Good ■ Neutral ■ Fair ■ Poor

Pathology: Lumps and Skin Cancers (Malignant Melanoma and Non-Melanoma)



■ Excellent ■ Good ■ Neutral ■ Fair ■ Poor

Pathology: Thyroid Pathologies and Cancers

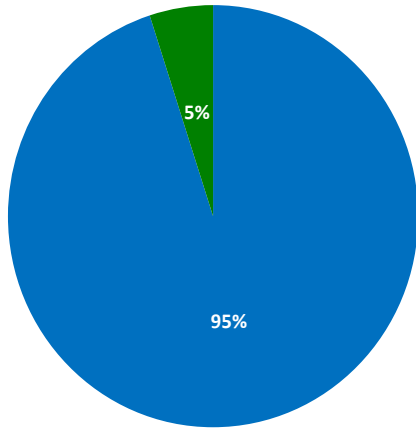


■ Excellent ■ Good ■ Neutral ■ Fair ■ Poor

Overall Feedback

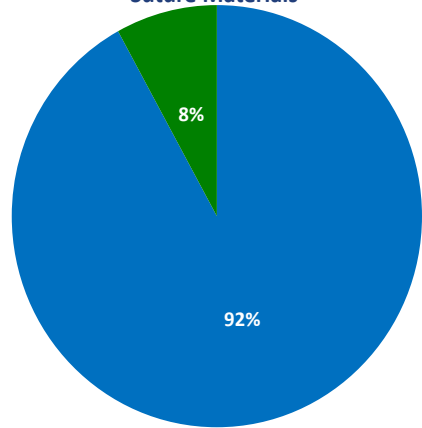
Friday 10th April 2026

Knot Tying



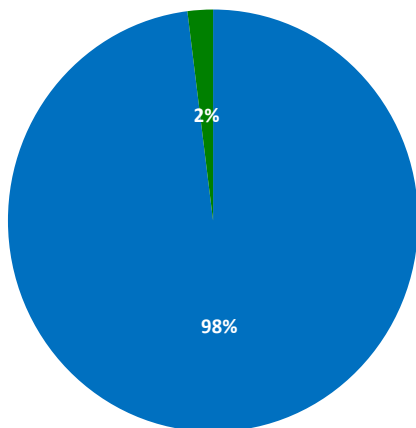
■ Excellent ■ Good ■ Neutral ■ Fair ■ Poor

Excision of a Lesion, Suturing, Sutures, and Suture Materials



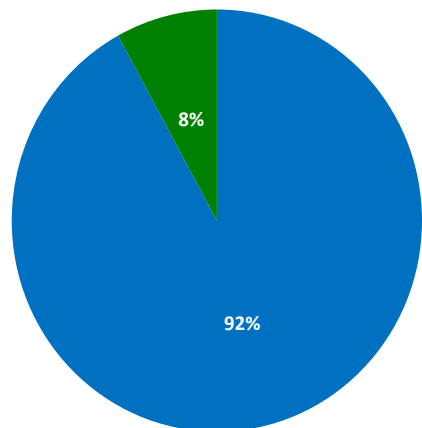
■ Excellent ■ Good ■ Neutral ■ Fair ■ Poor

Chest Drain Insertion



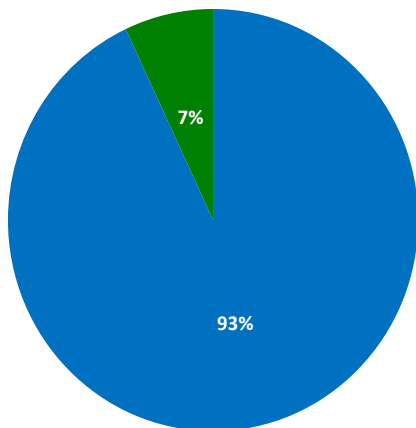
■ Excellent ■ Good ■ Neutral ■ Fair ■ Poor

ABG and Cannulation



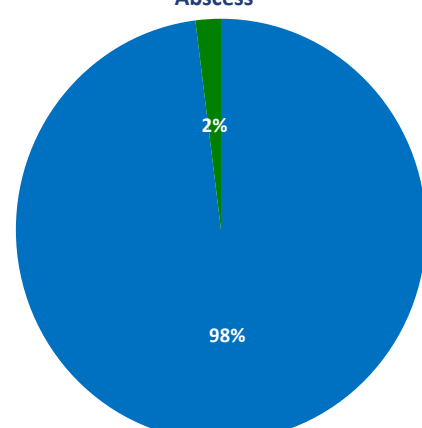
■ Excellent ■ Good ■ Neutral ■ Fair ■ Poor

Catheterisation



■ Excellent ■ Good ■ Neutral ■ Fair ■ Poor

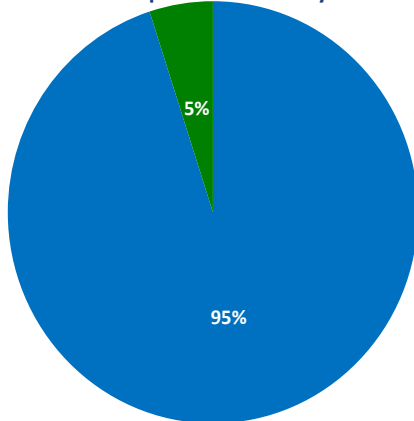
Wound Debridement and Drainage of an Abscess



■ Excellent ■ Good ■ Neutral ■ Fair ■ Poor

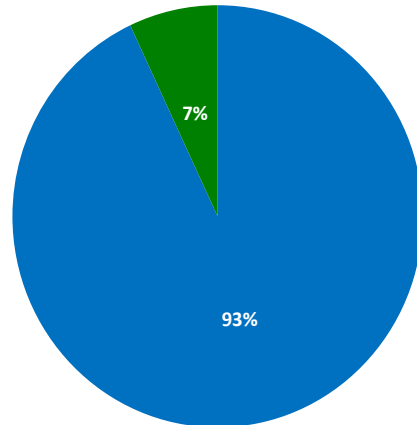
Overall Feedback

Lumbar Puncture and Discussion of Principles of Diathermy



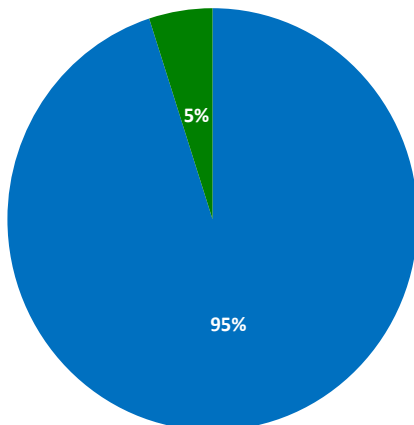
■ Excellent ■ Good ■ Neutral ■ Fair ■ Poor

Overview of Osteology



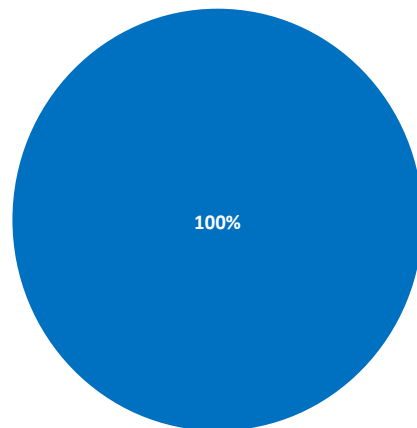
■ Excellent ■ Good ■ Neutral ■ Fair ■ Poor

Physiology 1: Subarachnoid Haemorrhage and Hypothermia



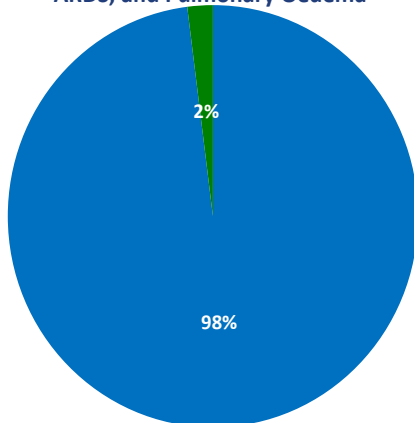
■ Excellent ■ Good ■ Neutral ■ Fair ■ Poor

Physiology 2: Burns



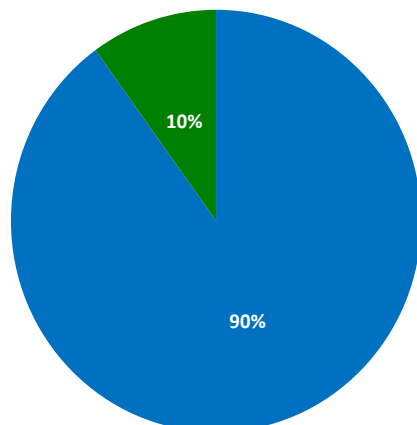
■ Excellent ■ Good ■ Neutral ■ Fair ■ Poor

Physiology 3: Malignant Hyperthermia, ARDS, and Pulmonary Oedema



■ Excellent ■ Good ■ Neutral ■ Fair ■ Poor

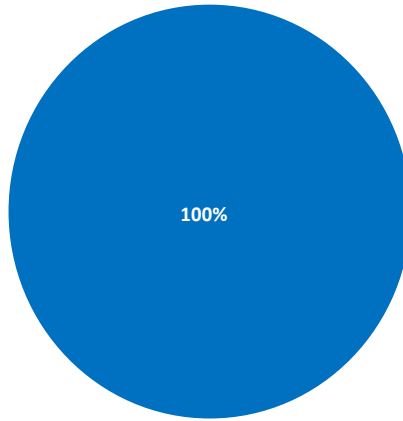
Physiology 4: Cardiac Physiology, Bleeding and Coagulation, and Post-Op AAA



■ Excellent ■ Good ■ Neutral ■ Fair ■ Poor

Overall Feedback

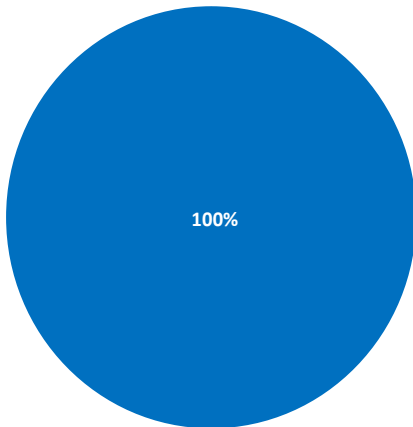
Theatre List Prioritisation



■ Excellent ■ Good ■ Neutral ■ Fair ■ Poor

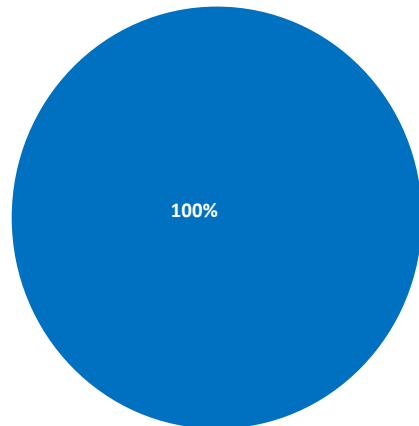
Saturday 11th April 2026

Dissection Room: Skull Base, Circle of Willis, and Dural Venous Sinuses



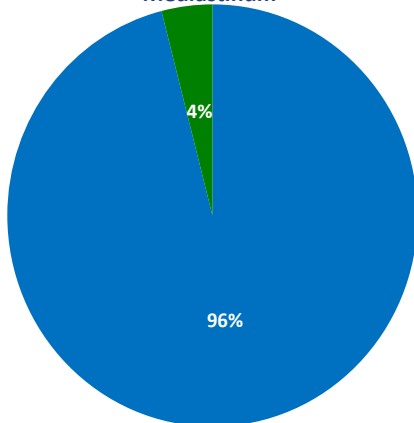
■ Excellent ■ Good ■ Neutral ■ Fair ■ Poor

Dissection Room - Face and Neck



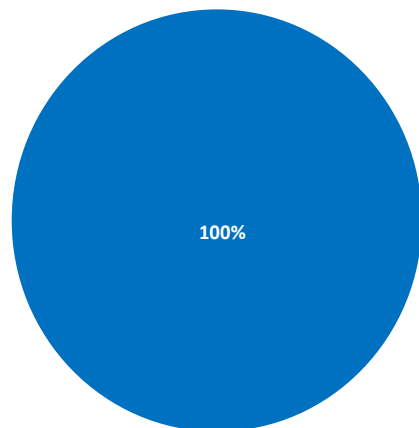
■ Excellent ■ Good ■ Neutral ■ Fair ■ Poor

Dissection Room: Heart, Lungs and Mediastinum



■ Excellent ■ Good ■ Neutral ■ Fair ■ Poor

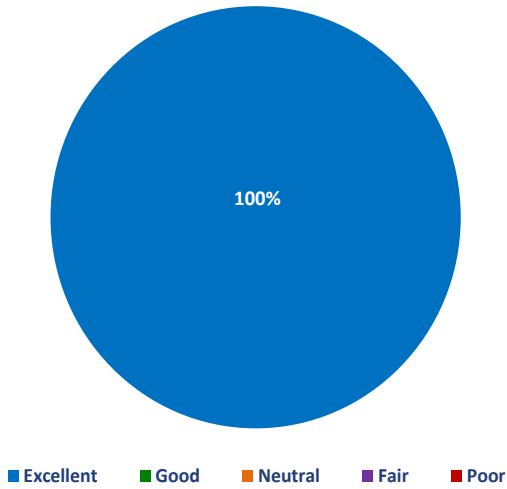
Dissection Room: Upper Limb (Soft Tissue)



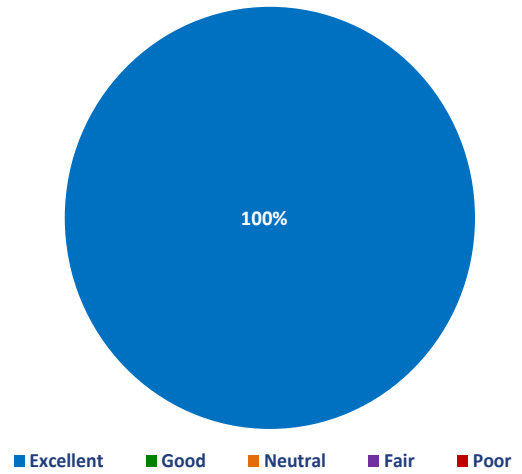
■ Excellent ■ Good ■ Neutral ■ Fair ■ Poor

Overall Feedback

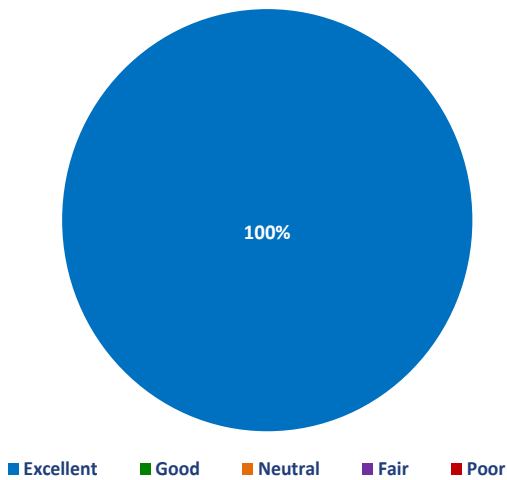
Dissection Room: Lower Limb (Soft Tissue)



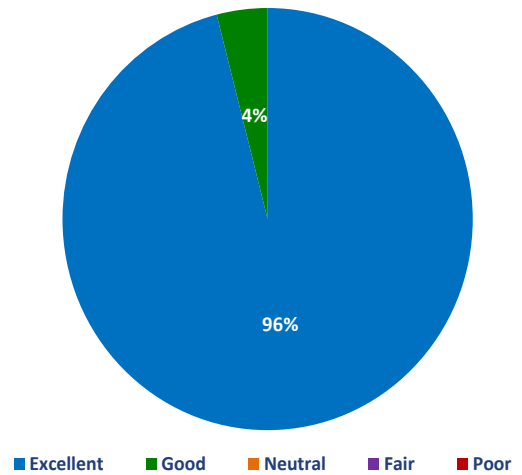
Dissection Room: Anterior Abdominal Wall, Inguinal Canal, and Small and Large Intestine



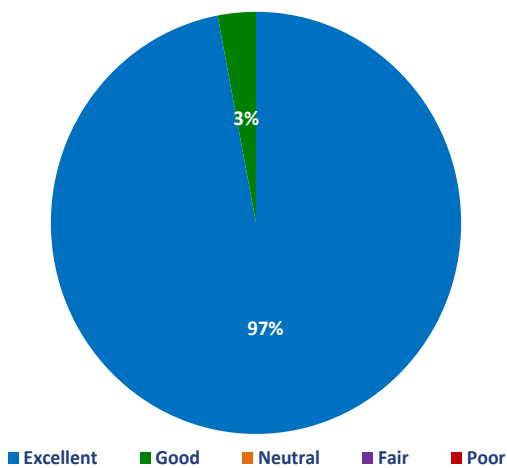
Dissection Room: Anterior Abdominal Wall, Inguinal Canal, and Small and Large Intestine



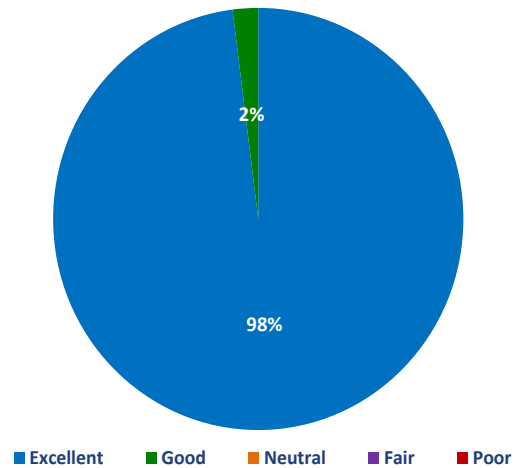
Dissection Room: Solid Organs of the Abdomen (Liver, Spleen, Gallbladder, Pancreas, and Kidneys) and Stomach



Pathology 1: GI Pathology (Dysphagia, Barrett's, IBD, Polyps, Cancers)

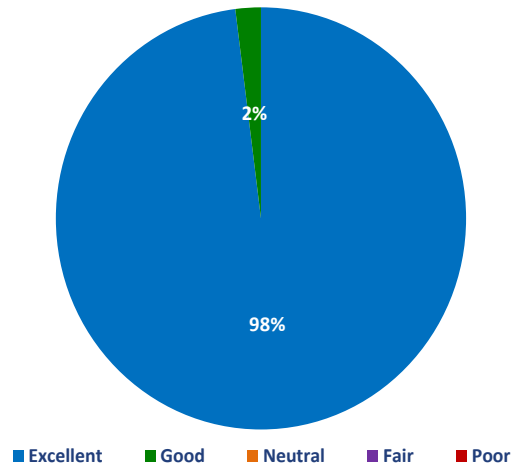


Pathology 2: GU Pathology (Inguinoscrotal Swellings; Cancers of the Testis, Prostate, Kidney, and Bladder)



Overall Feedback

Pathology 3: Other Pathologies (Tumours of the Lung, Salivary Gland, Brain, and Breast)

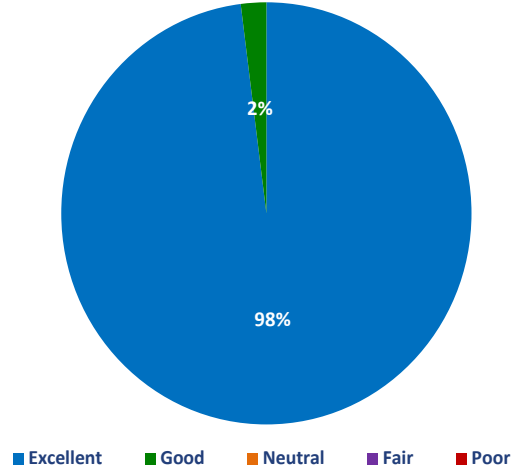


Sunday 12th April 2026

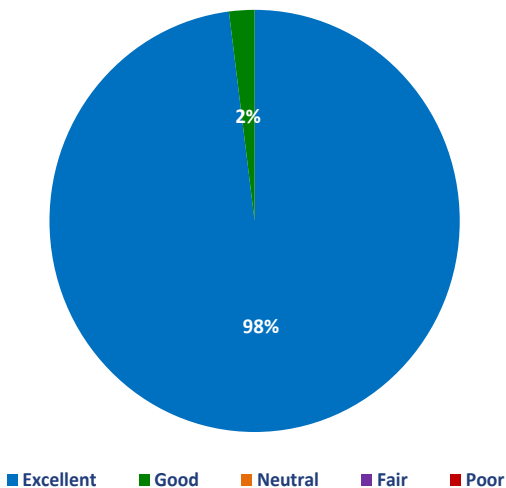
Examination of the Cranial Nerves and Cerebellum



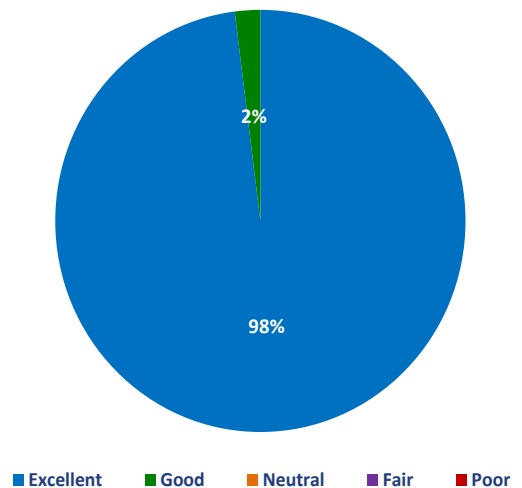
Examination of the Cardiac System and Relevant Cases



Examination of the Hip and Knee

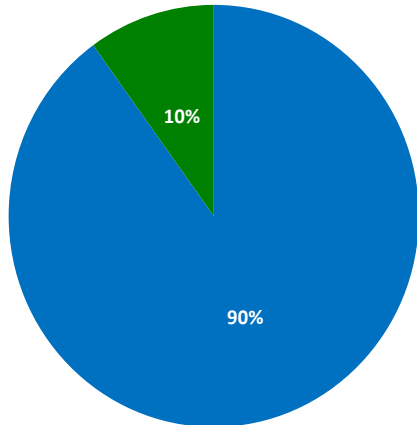


Examination of the Shoulder and Back



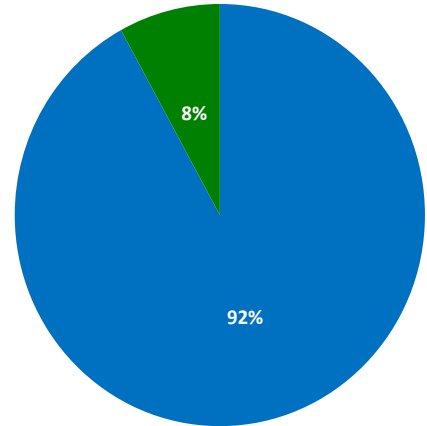
Overall Feedback

Examination of the Abdomen, Abdominal Conditions, and AV Fistula



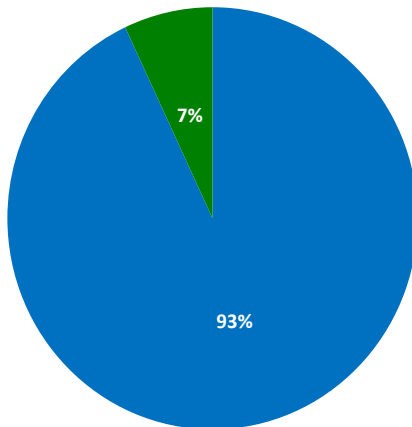
■ Excellent ■ Good ■ Neutral ■ Fair ■ Poor

Examination of the Arterial and Venous Systems



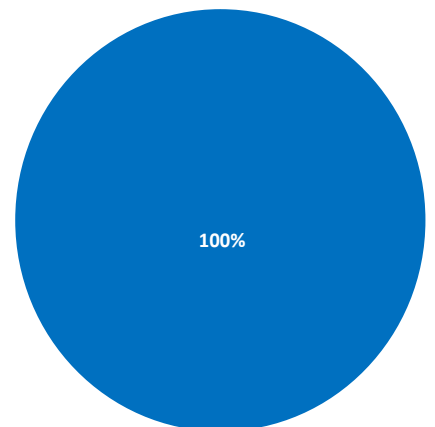
■ Excellent ■ Good ■ Neutral ■ Fair ■ Poor

Examination of the Neck and Salivary Glands



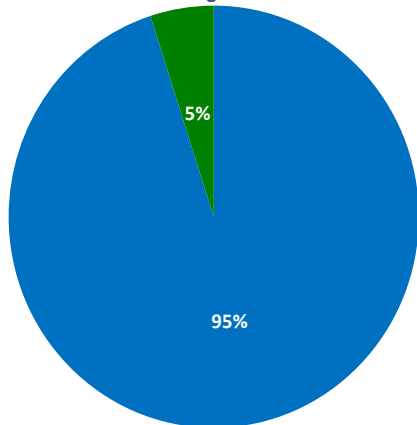
■ Excellent ■ Good ■ Neutral ■ Fair ■ Poor

Communication Skills: Information Giving for Vestibular Schwannoma, Consent for Superficial Parotidectomy, and Information Giving for Grave's Disease



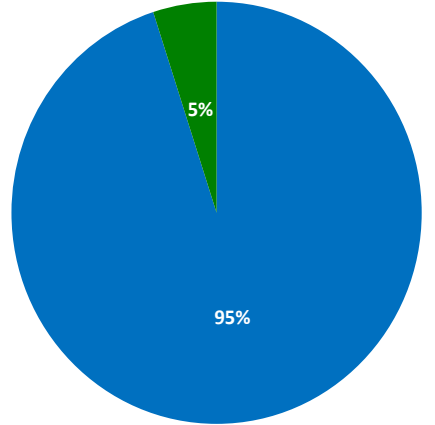
■ Excellent ■ Good ■ Neutral ■ Fair ■ Poor

Communication Skills: History Taking for Metastatic Back Pain, Explaining Anticoagulation, and Referral to Neurosurgical Centre



■ Excellent ■ Good ■ Neutral ■ Fair ■ Poor

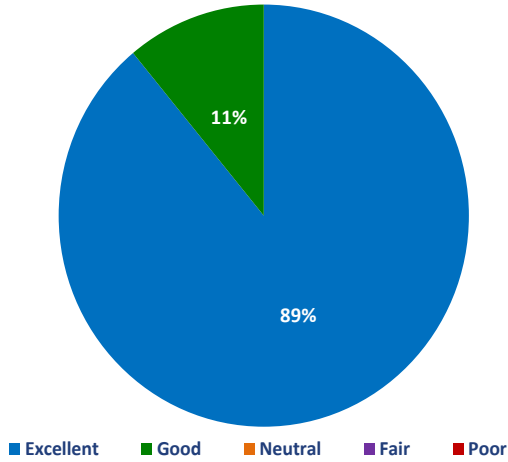
Communication Skills: Cancelled Operation, Self-Discharge, and Information Giving for Broken CT Scanner



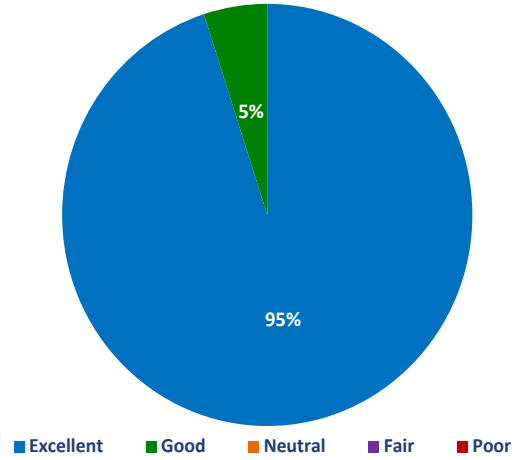
■ Excellent ■ Good ■ Neutral ■ Fair ■ Poor

Overall Feedback

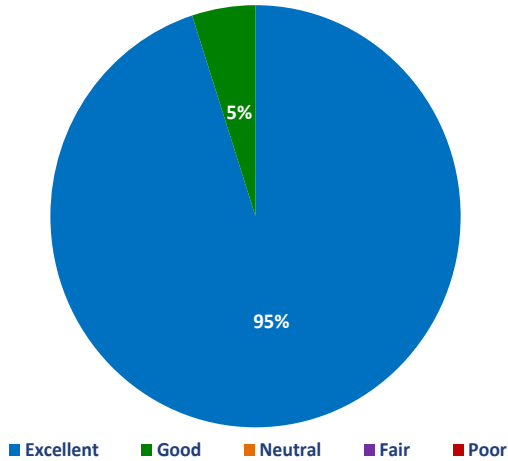
Communication Skills: Telephone Conversation with the Consultant, Information Giving for Compartment Syndrome and Fasciotomy, and Consent for Knee Arthroscopy



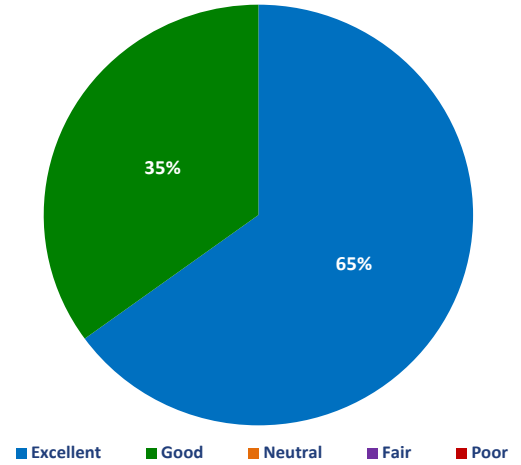
Communication Skills: History Taking for PR Bleed, Consent for Colonoscopy, and Information Giving for Colorectal Cancer



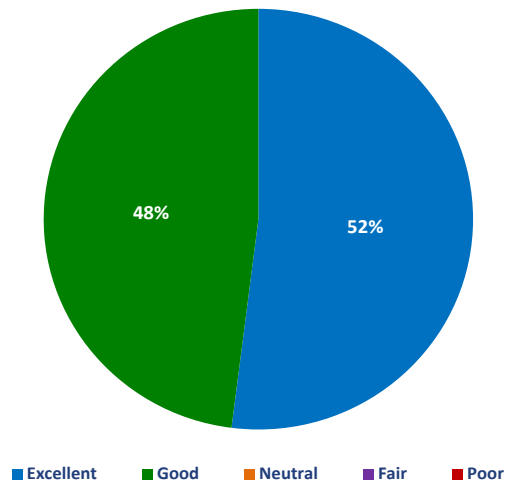
Communication Skills: History Taking for Breast Lump, Information Giving for Breast Cancer, and Consent for OGD



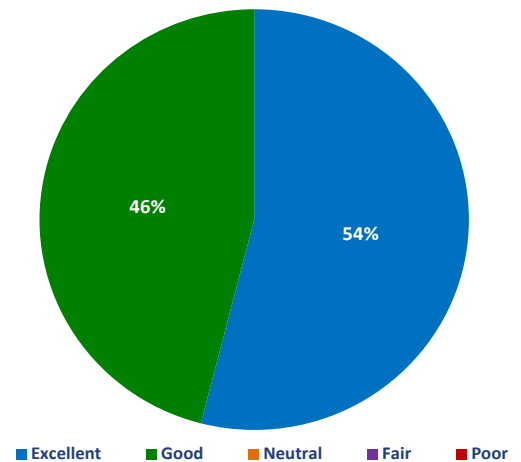
How were the general facilities and the venue?



How were the refreshments and snacks?

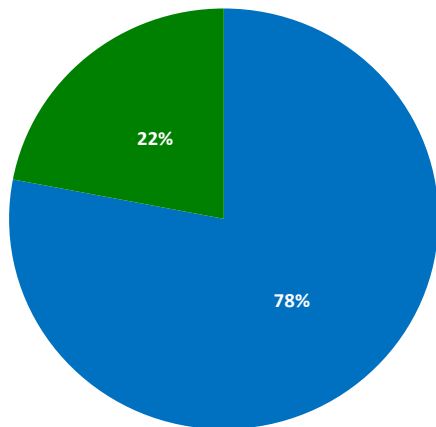


How was the food served during lunch and early dinner?



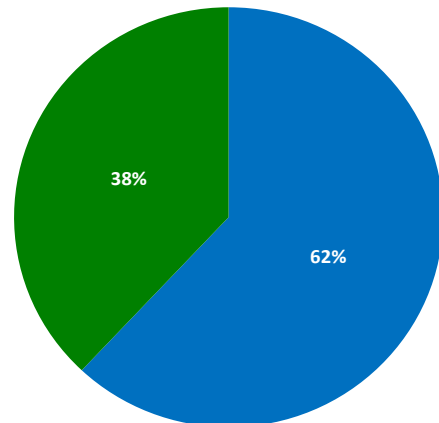
Overall Feedback

Would you recommend this course to a friend?



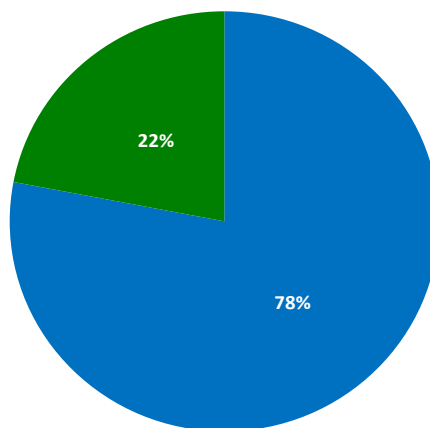
■ Most certainly ■ Certainly ■ Probably ■ Unlikely ■ Not at all

Do you think that this course provided good value for money?



■ Most certainly ■ Certainly ■ Probably ■ Unlikely ■ Not at all

Did this course meet your learning objectives and help you to prepare for the exam?



■ Most certainly ■ Certainly ■ Probably ■ Unlikely ■ Not at all

Individual Comments

Very good that you highlighted what was most important for the exam.

RR

Very intense but good.

SP

The course was delivered in a structured, organised manner. This allowed us to move swiftly through the topics attempting to cover the vast majority of the exam. It was astounding to see Prof Enoch knowledge across the whole surgical curriculum and this filled me with confidence that I was getting the right knowledge for the exam. I don't think I would be able to pass this exam without this course.

KS

Very well organised.

MH

Amazing course and faculty.

BB

Excellent course- Prof Enoch was amazing and clearly very passionate about teaching. Very motivating for my future surgical career. Thank you to the team.

RM

Team was awesome- teaching was great, am very grateful.

AC

Very well structured and ensured all relevant topics were covered.

DK

Fantastic course, feel very well prepared for the exam.

LG

Great organisation and amazing coverage of content. Clear explanations throughout.

AY

Overall, the course was well organised, with a clear structure that facilitated progressive learning and the consolidation of key concepts, thereby providing a strong framework for revision and significantly improving confidence in approaching the examination.

JT

Individual Comments

The facilitators were excellent and I felt so much more prepared leaving the session. The teaching was delivered at an appropriate pace and the facilitators were supportive and encouraged us to ask questions. When I didn't understand something, I felt comfortable sharing my confusion so that I could solidify my understanding. The breaks were appropriately spaced which allowed optimisation of teaching time while preventing overload of information. I greatly appreciated the prosection element as it allowed me to clearly see the anatomy in situ from multiple perspectives. I would definitely come back for similar courses in future and would be interested in assisting in future courses.

MC

Overall, it was beyond my expectation, I was super impressed with every aspect of the course. I will definitely be recommending the course to colleagues.

OA

Very beneficial for Part B prep- in a much better place than before the course.

TK

I thought the entire course was incredibly well organised, efficiently run and covered the content that was needed. I found the experience intense but highly rewarding and feel more confident going into my next stages of revision and ultimately the exam as a result.

LG

The course was run very efficiently, managing to condense a huge amount of information into the 5 days.

SH

Amazing overall, great teaching techniques from prof Enoch.

NK

The course was highly relevant to my exam preparation. It aligned closely with the expected format and content of the assessment and provided practical strategies for approaching different station types. Overall, the course has significantly improved my confidence and provided a strong framework for focused revision.

CP



DOCTORS ACADEMY

BETTER EDUCATION. BETTER HEALTH.

Doctors Academy is an international non-profit organisation which comprises of doctors, dentists and scientists. The aim of the Academy is to disseminate information and facilitate the exchange of medical knowledge between professionals from diverse backgrounds who work in various healthcare settings. In order to achieve this, a diverse range of educational activities are undertaken globally which are further complemented by our publishing house, online resources, and international events and competitions.

Courses (a selection):

Undergraduate:

- Final Year Medicine and Surgical Revision Courses
- Training the Clinical Anatomy Trainer
- Essential Surgical Skills and Principles for Aspiring Surgeons
- Clinical Anatomy as Applied to Trauma and Emergency Medicine
- Surgical Anatomy of Important Operative Procedures

Postgraduate:

Exam Preparation Courses

- MRCS Part A
- MRCS Part B OSCE
- MRCS (ENT) OSCE
- FRCS (General Surgery) Section I
- FRCS (General Surgery) Section II
- FRCS (T&O) Section II
- MRCP PACES
- ST3 Interview Preparation (General Surgery, Orthopaedic Surgery, Plastic Surgery)

Skills Development Courses

- Fresh Frozen Cadaveric Courses
- Intercollegiate Basic Surgical Skills (RCSEd)
- Essential Surgical Skills and Principles for Aspiring Surgeons
- Infant Hip Ultrasound (Graf Method) for Diagnosis and Management of Developmental Dysplasia of the Hip
- Crash Course for Orthopaedic On-Calls
- Management of Hand Fractures and Principles of Fracture Fixation
- Vascular Ultrasound Skills



Postgraduate Programmes in Surgery:

Postgraduate Certificate (PGCert) in Surgical Education

Postgraduate Diploma (PGDip) in Surgical Education

Postgraduate Certificate (PGCert) in Surgical Anatomy

Publications



publications.doctorsacademy.org

World Journal of Medical Education & Research



**Peer-reviewed academic journal
with ISSN.**

- No fee to view, read and download articles
- No subscription charges
- No submission fees
- No manuscript processing fee
- No publishing fee
- No cost to read, write or publish!

wjmer.co.uk

Online Revision Resources

DoctorExams consists of thousands of questions with detailed explanations in MCQ, EMQ, SBA and SAQ formats. The questions have been written by the Doctors Academy group of experienced clinicians and clinical academics, with mock exams and feedback on performance included to aid a candidate's focused revision of the given topics. Based on past exams, these questions have been carefully designed to meet the needs of undergraduate students and postgraduate trainees undertaking relevant speciality exams.

Resources for:

- Medical Students
- Dental Students
- International Entrance Exams
- MRCS Part A
- MRCS Part B OSCE
- MRCS (ENT) OSCE

doctorexams.co.uk

www.doctorsacademy.org