



**Appropriate Radiology Requesting
in the Management of Surgical
Conditions and Emergencies**



Feedback - March 2019

Appropriate Radiology Requesting in the Management of Surgical Conditions and Emergencies

This half-day interactive course was specifically aimed for surgical trainees preparing for the MRCS A, MRCS OSCE and National Training Number interviews. Radiology plays a crucial role in the diagnosis (and decision-making) of a variety of surgical emergencies, and, as such, is tested in fairly significant depth in the exams and interviews. Using clinical cases as in the exam or interviews, the courses discussed the role of radiology in the diagnosis and management of common emergencies in surgical practice and its allied disciplines. Clinical conditions discussed included, but were not limited to, acute abdominal emergencies, pelvic injuries, urological conditions and emergencies, acute back pain, ruptured viscera, and vascular conditions of the abdomen and limbs. It discussed the role of different types of imaging (X-ray, CT, MRI, Angiograms, ERCP, PTC, MRCP, CT/MR Angiograms, Single/Double-contrast investigations) with focus on its correct usage in surgical practice as well as its interpretation, all within the context of exams or interviews. The role of endovascular intervention, angioplasty and stent insertion were also discussed.

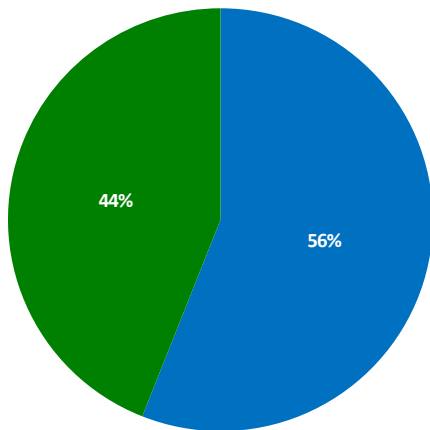
Course Information

Course Date:	24th March 2019
Venue:	Undergraduate Education Centre, Manchester Royal Infirmary, Manchester
Attendance:	11 Delegates
Aimed at:	FY1, FY2, CT1, CT2 Trainees (or equivalent) in any of the Surgical Disciplines
Course Fee:	£85.00



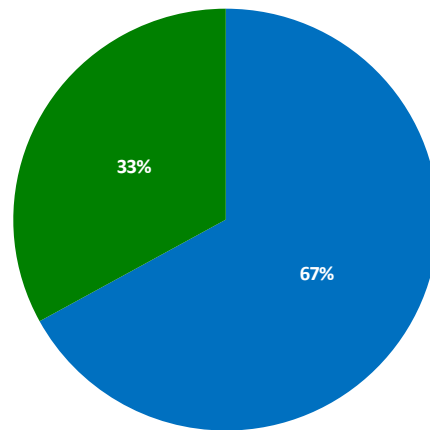
Overall Teaching Feedback

How was the content of the course?



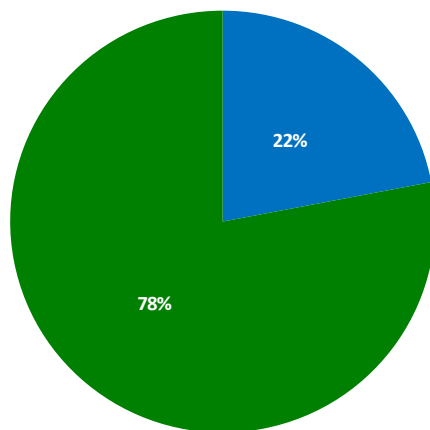
■ Excellent ■ Good ■ Neutral ■ Fair ■ Poor

How was the clarity of the lectures?



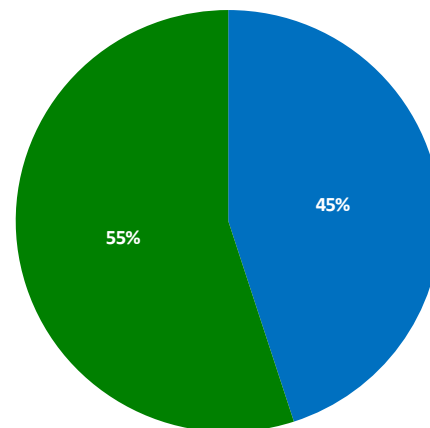
■ Excellent ■ Good ■ Neutral ■ Fair ■ Poor

Did the course meet your learning objectives?



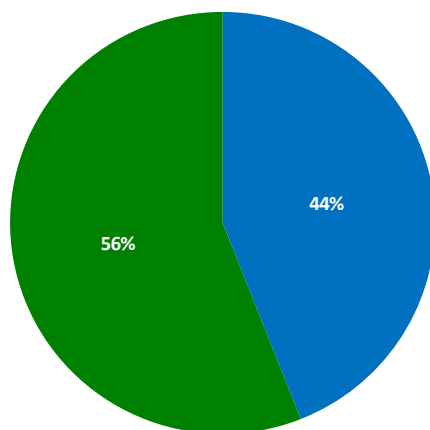
■ Most certainly ■ Certainly ■ Probably ■ A little ■ Not at all

Do you feel more confident in requesting and interpreting radiological investigations after having attended this course?



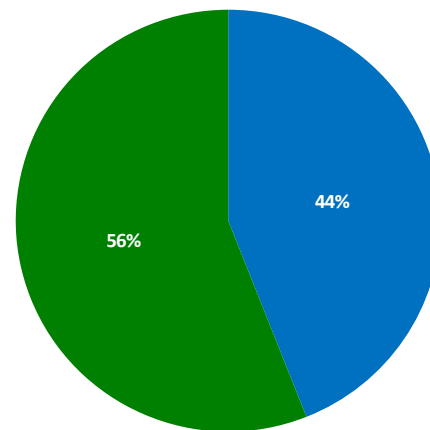
■ Most certainly ■ Certainly ■ Probably ■ A little ■ Not at all

Do you think that this course will prove beneficial to your exam preparation/career?



■ Most certainly ■ Certainly ■ Probably ■ A little ■ Not at all

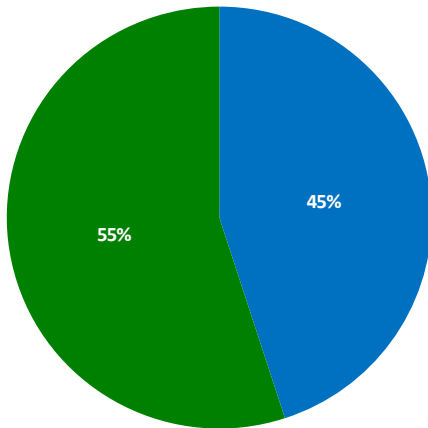
HPB Radiology



■ Excellent ■ Good ■ Neutral ■ Fair ■ Poor

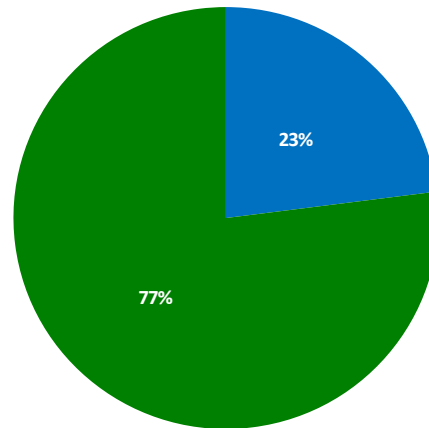
Overall Teaching Feedback

Spine Radiology



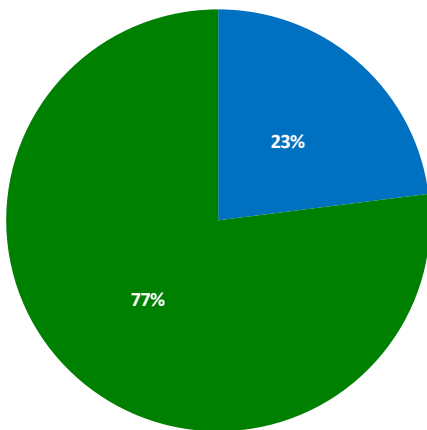
■ Excellent ■ Good ■ Neutral ■ Fair ■ Poor

Colorectal Radiology



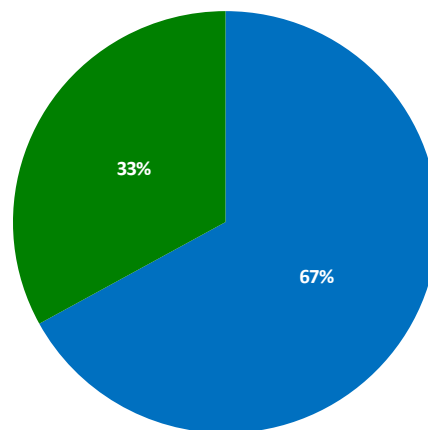
■ Excellent ■ Good ■ Neutral ■ Fair ■ Poor

General Radiology



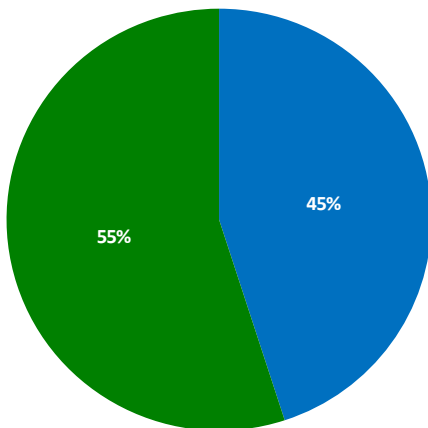
■ Excellent ■ Good ■ Neutral ■ Fair ■ Poor

Abdominal Aorta Vascular Radiology



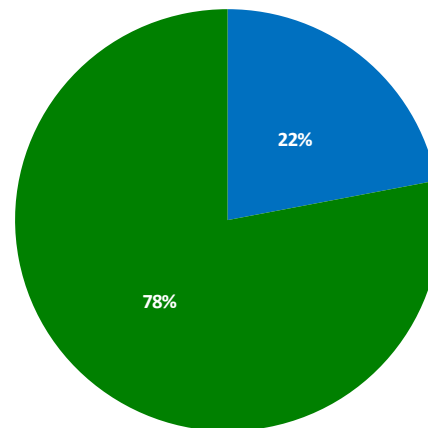
■ Excellent ■ Good ■ Neutral ■ Fair ■ Poor

Lower Limb Vascular Radiology



■ Excellent ■ Good ■ Neutral ■ Fair ■ Poor

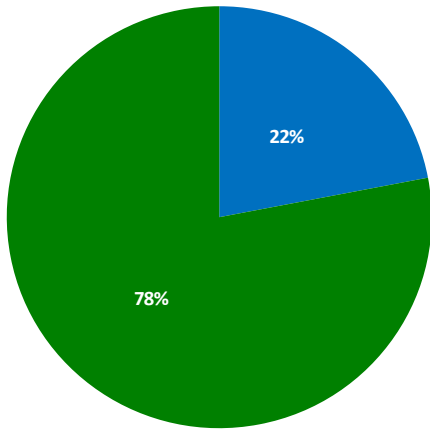
How were the facilities and venue?



■ Excellent ■ Good ■ Neutral ■ Fair ■ Poor

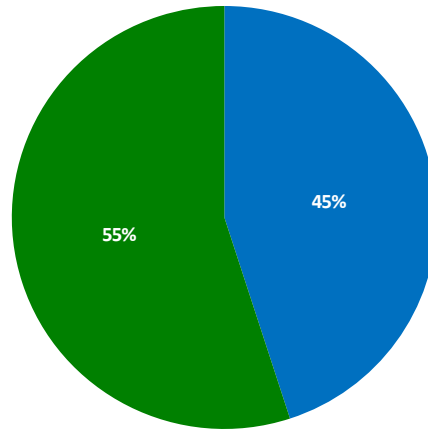
Overall Teaching Feedback

How were the refreshments and lunch?



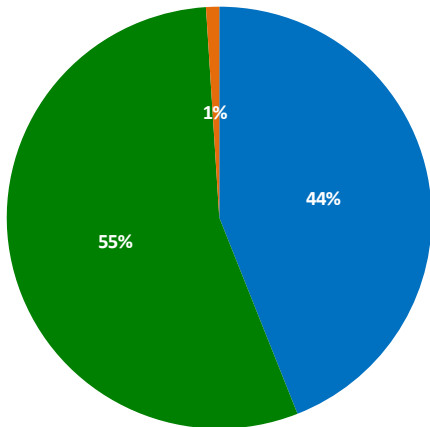
■ Excellent ■ Good ■ Neutral ■ Fair ■ Poor

How was the general friendliness of the faculty and organisers?



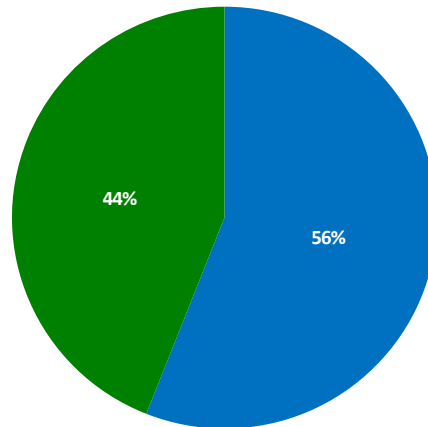
■ Very friendly ■ Friendly ■ Neutral
■ Not very friendly ■ Can't comment

Would you recommend this course to a friend?



■ Most certainly ■ Certainly ■ Probably ■ Unlikely ■ Not at all

Do you think that this course provided good value for money?



■ Most certainly ■ Certainly ■ Probably ■ Unlikely ■ Not at all

Individual Comments

Overall, it was a good experience.

NG

Noble's Hospital, Douglas, Isle of Man

I really enjoyed the course. Despite there being a mixture of knowledge, I didn't feel out of place being less experienced.

NV

University Hospital of North Staffordshire NHS Trust, United Kingdom

I was really happy with the whole course.

AB

Queen Elizabeth Hospital, Gateshead, United Kingdom

The organisation was good. The presenters were experts with good teaching skills. I found the course to be interactive.

CR

Scunthorpe General Hospital, Scunthorpe, United Kingdom

I have definitely benefited from the course and found the overall organisation to be good.

NP

First Opinion Medical Service, California, United States of America

The course was excellent for exam preparation.


RA

Noble's Hospital, Douglas, Isle of Man

The course featured good case-based discussion.

NL

Royal Hallamshire Hospital, Sheffield, United Kingdom



DOCTORS ACADEMY

BETTER EDUCATION. BETTER HEALTH.

Doctors Academy is a UK-based International Non-Profit Organisation comprising of doctors, dentists and scientists that undertakes a diverse range of educational activities globally. The aim of the Academy is to disseminate information and exchange medical knowledge between professionals from diverse backgrounds working in a variety of healthcare settings. This is achieved by the provision of a number of attendance courses, publishing house, online resources and international events / competitions.

Courses (a selection):

Undergraduate:

- Final Year Medicine and Surgical Revision Courses
- Training the Clinical Anatomy Trainer
- Clinical Anatomy as Applied to Trauma and Emergency Medicine
- Surgical Anatomy of Important Operative Procedures
- Future Surgeons: Key Skills (RCSEd delivered)
- Structured Introduction to Surgical Skills

Postgraduate:

- MRCS Part A
- MRCEM Part A
- MRCS Part B OSCE
- DOHNS: Intensive Revision & OSCE
- Intercollegiate Basic Surgical Skills (RCSEd delivered)
- MRCP PACES Part 2
- FRCS (General Surgery) Exit Exam
- Cadaveric Ultrasound-Guided Musculoskeletal Intervention Course
- Ultrasound-Assisted Botulinum Toxin Injection for Neuromuscular Disorders
- Live Advanced Laparoscopic Colorectal Course



Forthcoming key events:

- International Medical Summer School
- International Academic and Research Conference
- World University Anatomy Challenge

Publications



publications.doctorsacademy.org

World Journal of Medical Education & Research



Peer-reviewed academic journal
with ISSN.

- No fee to view, read and download articles
- No subscription charges
- No submission fees
- No manuscript processing fee
- No publishing fee
- No cost to read, write or publish!

wjmer.co.uk

Online Revision Resources

DoctorExams consists of 1000s of questions with detailed explanations in MCQ, EMQ, SBA and SAQ formats. Questions are written by the Doctors Academy group of experienced clinicians and clinical academics, with mock exams and feedback on performance included to aid a candidate's focused revision of topics. Based on past exams, these questions are carefully crafted to suit the requirements of undergraduate students & postgraduate trainees undertaking relevant speciality exams.

Resources for:

- Medical Students
- Dental Students
- International Entrance Exams
- MRCS Exams
- General Surgery Exams
- Plastic Surgery Exams
- DOHNS Exams

www.doctorexams.co.uk

www.doctorsacademy.org