



THE ROYAL COLLEGE  
OF SURGEONS OF  
EDINBURGH

## Intercollegiate Basic Surgical Skills Course

Feedback - July 2017



## Intercollegiate Basic Surgical Skills

The Basic Surgical Skills course has been running since 1994, with the involvement of all four UK and Ireland Colleges of Surgeons, and is designed to teach the essential basic technical skills required of a surgeon, instilling good practice at the early stages of training.

Junior Trainees pursuing a career in surgery are expected to be able to perform a range of basic surgical skills prior to commencing specialty surgical training. These skills are not specifically covered during their foundation or core training placements.

The ethos of this Intercollegiate Basic Surgical Skills Course (BSSC) was to instil core surgical skills at the very start of a surgeon's training by teaching the correct basic technique.

Participants were introduced to the principles underpinning the various techniques with individual tuition and under the expert supervision of consultant surgeons. The participants were then assessed throughout the course and are issued with a certificate upon successful completion of the course.

The course was held over two days with a series of demonstrations and extensive hands on sessions. Techniques were practiced using a combination of prepared animal tissue, synthetic models and simulation.



### Course Information

|                     |   |
|---------------------|---|
| <b>Course date:</b> | <b>15<sup>th</sup> and 16<sup>th</sup> July 2017</b>  |
| <b>Venue:</b>       | <b>Education Centre,<br/>Christie Hospital<br/>Manchester, UK</b>                                   |
| <b>Attendance:</b>  | <b>22 Delegates</b>   |
| <b>Aimed at:</b>    | <b>FY1 (perquisite - 6 months in<br/>a surgical training post), FY2,<br/>ST1/CT1 &amp; ST2/CT2.</b> |
| <b>Course fee:</b>  | <b>£585.00 Full Course Fee<br/><br/>£550.00 RCSEd Affiliate<br/>Member</b>                          |

### Learning Outcomes

On completion of this course, participants will be able to:

- Demonstrate an appropriate procedure for 'gowning' and 'gloving' in accordance with recommended standards of practice.
- Tie a variety of reliable knots, including, surgical reef knots and the Aberdeen knot and tying at depth.
- Describe correct handling and use of surgical instruments.
- Suture a variety of tissues, including skin, bowel, vascular tissue and tendons effectively.
- Perform abscess drainage and contaminated wound debridement in accordance with the basic principles of wound management.
- Demonstrate safe fine tissue handling utilising small bowel, vascular and tendon models for basic anastomoses technique.
- Demonstrate an understanding of basic diathermic technique.
- Demonstrate effective management of ergonomic issues commonly encountered in endoscopic surgery.

## Course Programme

|             |  |                    |
|-------------|--|--------------------|
| <b>0830</b> | Registration   |                    |
| <b>0850</b> | Introduction   | Mr Tandon          |
| <b>0910</b> | Gowning and Gloving  | Mr Tandon          |
| <b>0940</b> | Handling Instruments   | Mr Hooper          |
| <b>1015</b> | Knots (1) - Reef Knot, Instrument Tie Assessment   | Mr Tandon          |
| <b>1100</b> | <b>Coffee Break</b>  |                    |
| <b>1115</b> | Knots (2) - Surgeons Knots, Tie at Depth Assessment  | Mr Tandon          |
| <b>1200</b> | Suturing - Needle Manipulation and Driving, Interrupted, Sub-Cuticular, Vertical Mattress Assessment | Mr Fisher          |
| <b>1300</b> | <b>Lunch Break</b>   |                    |
| <b>1345</b> | LA Techniques<br>Skin Lesions and Sebaceous Cyst   | Mr Fisher          |
| <b>1430</b> | Fine Tissue Handling (1) - Tendon Repair, Assisted   | Mr Hooper          |
| <b>1515</b> | <b>Coffee Break</b>  |                    |
| <b>1530</b> | Wound Management - Abscess Drainage, Debriding Traumatic Wound                                       | Mr Vallabhajousula |
| <b>1615</b> | Diathermy (Practical or Seminar)   | Mr Hooper          |
| <b>1700</b> | Question and Answer Session  | All Faculty        |

## Course Programme

|             |   |                    |
|-------------|---|--------------------|
| <b>0830</b> | Registration  |                    |
| <b>0900</b> | Skills Consolidation/ OSAT  | All Faculty        |
| <b>1000</b> | Abdominal Incision and Closure  | Mr Fisher          |
| <b>1100</b> | Haemostasis, Ligation in Continuity, Pedicle Ligation, Transfixion  | Mr Fisher          |
| <b>1145</b> | <b>Coffee Break</b>   |                    |
| <b>1200</b> | End to End Bowel Anastomosis - Interrupted, Instrument Tied Knots   | Mr Vallabhajousula |
| <b>1315</b> | <b>Lunch Break</b>  |                    |
| <b>1400</b> | Fine Tissue Handling (2) - Vein Patch Exercise, Assisted  | Mr Hooper          |
| <b>1515</b> | Introduction to Endoscopic Surgery  | Mr Vallabhajousula |
| <b>1530</b> | Endoscopic Exercises - Visualisation Tasks, Various Scope Angles, Use of Coaxial Instruments, Manipulation of Non-Coaxial Instruments | Mr Vallabhajousula |
| <b>1645</b> | Question and Answer Session, Certification  | All Faculty        |

### Local Faculty:

Mr C Selvasekar (Course Director)

### RCSEd Faculty:

Mr R Tandon (Convenor)

Mr G Hooper

Mr P Fisher

Mr S Vallabhajousula

### Junior Faculty

Miss Lara Jayatilaka

Dr Ioannis Rantos

Mr Patrick Green

## Faculty List

### **Mr Roop Tandon, MBBS, FRCS**

Surgical Skills Tutor – Royal College of Surgeons of Edinburgh  
Formerly, Consultant Orthopaedic Surgeon, Wolverhampton Hospital

### **Mr Geoffrey Hooper, MB ChB, MMSc, MD, FRCS, FRCSEd (Orth)**

Retired Consultant Orthopaedic Surgeon, St. John's Hospital, Livingston  
Surgical Tutor - RCS Edinburgh

### **Mr Chelliah Selvasekar, MBBS, MD, FRCS (Ed, Glas), FRCS Ed (Gen. Surg)**

Consultant General, Laproscopic & Colorectal Surgeon  
Christie Hospital, Manchester

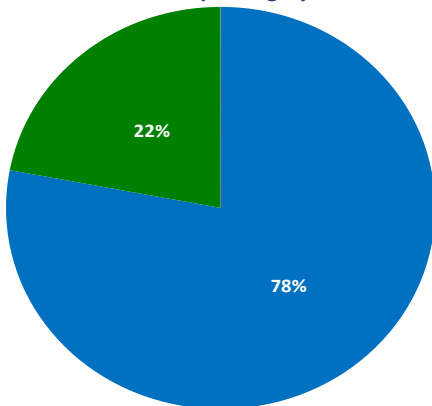
### **Dr Pip Fisher, MB ChB, BSc, MRCP, DFFP, DRCOG, DTMH, MCommH, PGCertEd**

Clinical Lecturer for Social Inclusion  
University of Manchester

### **Mr Vallabhajousula**

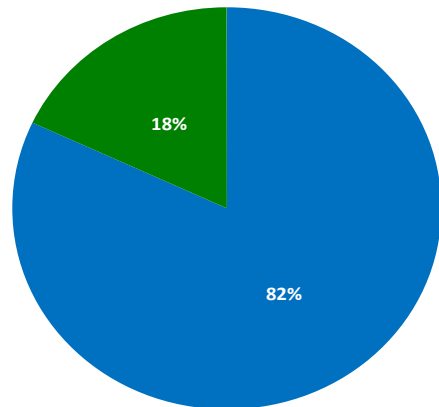
# Overall Teaching Feedback

Explain the principles of good practice in theatre etiquette, knot tying, suturing, haemostasis, anastomosis, surgical diathermy and ergonomics or endoscopic surgery



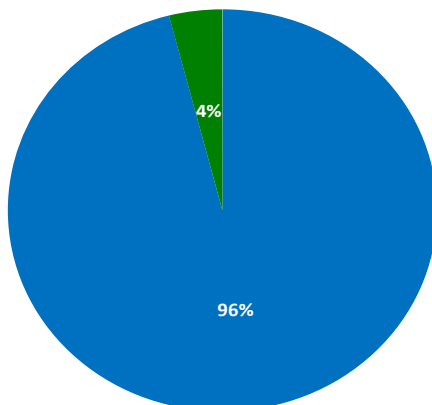
■ Strongly Agree ■ Agree ■ Neutral ■ Disagree ■ Strongly Disagree

Describe correct handling and use of surgical instruments



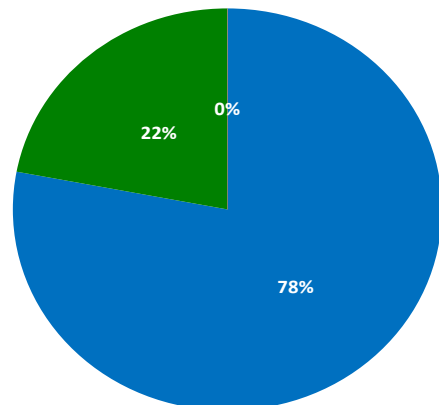
■ Strongly Agree ■ Agree ■ Neutral ■ Disagree ■ Strongly Disagree

Demonstrate an appropriate procedure for 'gowning' and 'gloving' in accordance with recommended standards of practice



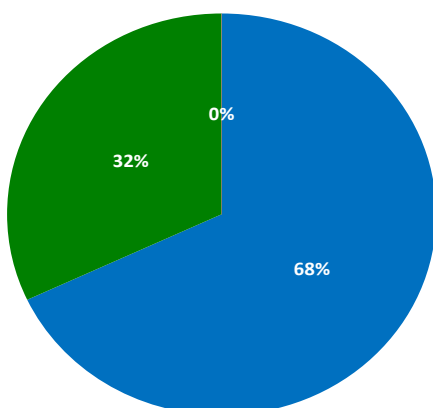
■ Strongly Agree ■ Agree ■ Neutral ■ Disagree ■ Strongly Disagree

Tie a variety of reliable knots, including surgical reef knots and the Aberdeen knot and tying at depth



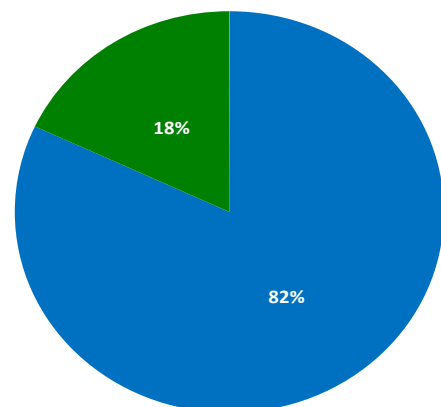
■ Strongly Agree ■ Agree ■ Neutral ■ Disagree ■ Strongly Disagree ■ No answer

Suture a variety of tissues, including skin, bowel, vascular tissue and tendons effectively



■ Strongly Agree ■ Agree ■ Neutral ■ Disagree ■ Strongly Disagree ■ No answer

Perform abscess drainage and contaminated wound debridement in accordance with the basic principles of wound management

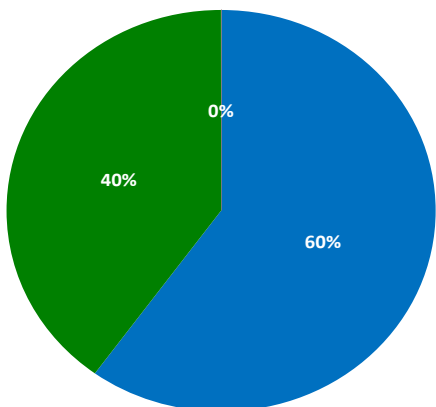


■ Strongly Agree ■ Agree ■ Neutral ■ Disagree ■ Strongly Disagree



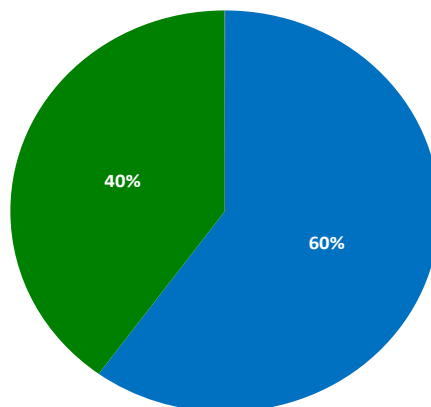
# Overall Teaching Feedback

Demonstrate basic techniques for small bowel, vascular and tendon anastomoses



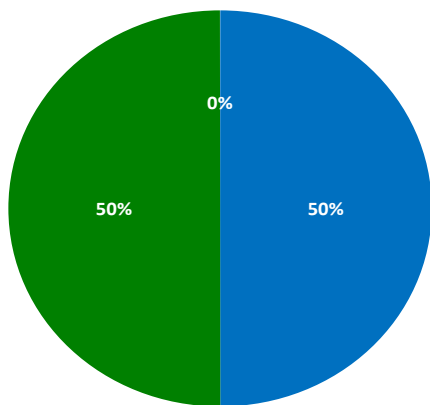
■ Strongly Agree ■ Agree ■ Neutral ■ Disagree ■ Strongly Disagree  
■ No answer

Demonstrate an understanding of basic diathermic technique



■ Strongly Agree ■ Agree ■ Neutral ■ Disagree ■ Strongly Disagree

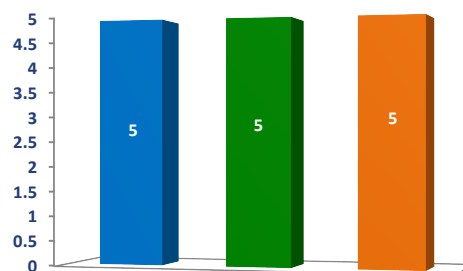
Demonstrate effective management of ergonomic tissue commonly encountered with endoscopic surgery



■ Strongly Agree ■ Agree ■ Neither Agree or Disagree ■ Disagree ■ Strongly Disagree

Introduction

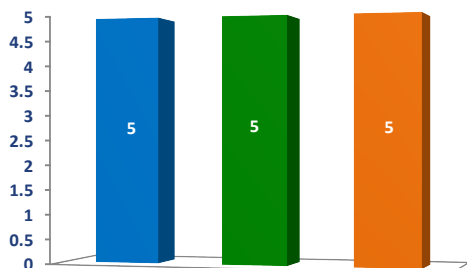
1 is Very Poor, 2 is Poor, 3 is Neutral, 4 is Good, 5 is Excellent



■ Clarity of information ■ Relevance of session ■ Delivery (materials/style)

Gowning and Gloving

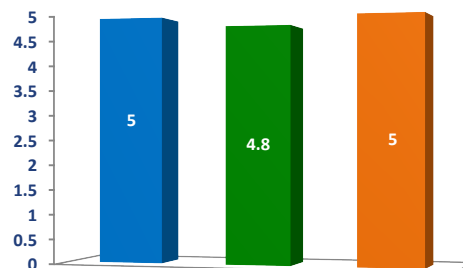
1 is Very Poor, 2 is Poor, 3 is Neutral, 4 is Good, 5 is Excellent



■ Clarity of information ■ Relevance of session ■ Delivery (materials/style)

Handling Instruments

1 is Very Poor, 2 is Poor, 3 is Neutral, 4 is Good, 5 is Excellent

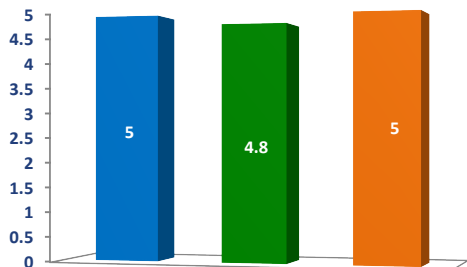


■ Clarity of information ■ Relevance of session ■ Delivery (materials/style)

# Overall Teaching Feedback

## Knots (1) Reef knot, Instrument Tie

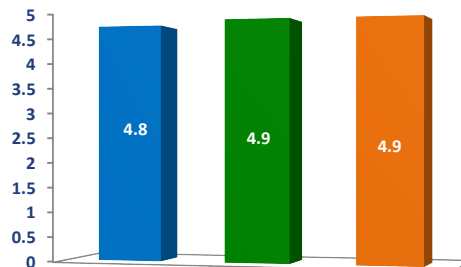
1 is Very Poor, 2 is Poor, 3 is Neutral, 4 is Good, 5 is Excellent



■ Clarity of information ■ Relevance of session ■ Delivery (materials/style)

## Knots (2) Surgeons Knot, tie at Depth

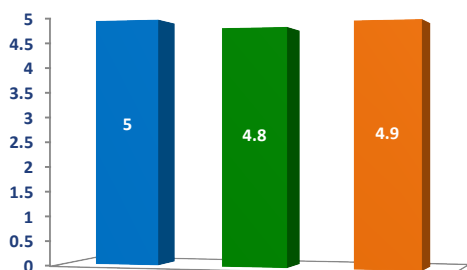
1 is Very Poor, 2 is Poor, 3 is Neutral, 4 is Good, 5 is Excellent



■ Clarity of information ■ Relevance of session ■ Delivery (materials/style)

## Suturing Needle Manipulation & Driving, Interrupted, Sub-Cuticular, Vertical Mattress

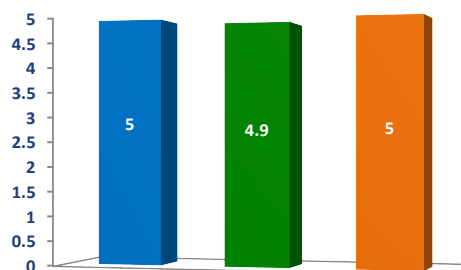
1 is Very Poor, 2 is Poor, 3 is Neutral, 4 is Good, 5 is Excellent



■ Clarity of information ■ Relevance of session ■ Delivery (materials/style)

## Skin Lesions & LA Techniques - Skin Lesions, Subcutaneous Cysts

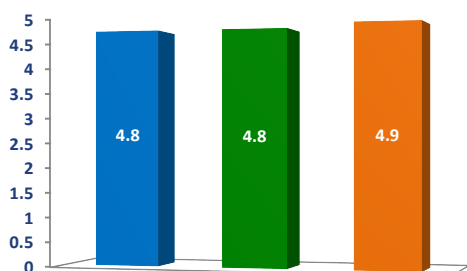
1 is Very Poor, 2 is Poor, 3 is Neutral, 4 is Good, 5 is Excellent



■ Clarity of information ■ Relevance of session ■ Delivery (materials/style)

## Fine Tissue Handling (1) Tendon Repair, (Assisted)

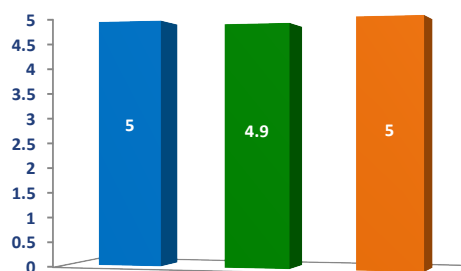
1 is Very Poor, 2 is Poor, 3 is Neutral, 4 is Good, 5 is Excellent



■ Clarity of information ■ Relevance of session ■ Delivery (materials/style)

## Wound Management - Abscess Drainage, Debriding Traumatic Wound

1 is Very Poor, 2 is Poor, 3 is Neutral, 4 is Good, 5 is Excellent



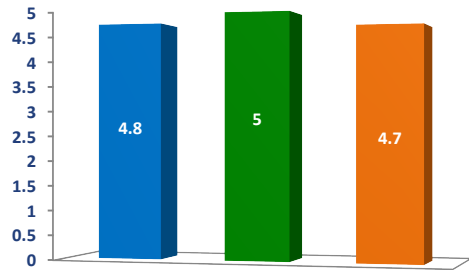
■ Clarity of information ■ Relevance of session ■ Delivery (materials/style)



# Overall Teaching Feedback

## Diathermy (Practical or Seminar)

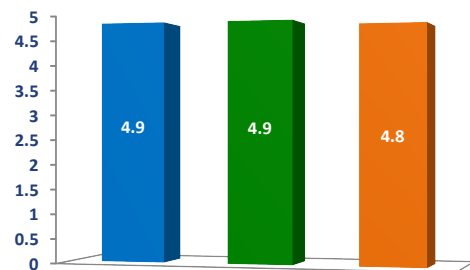
1 is Very Poor, 2 is Poor, 3 is Neutral, 4 is Good, 5 is Excellent



■ Clarity of information   ■ Relevance of session   ■ Delivery (materials/style)

## Skills Consolidation/OSAT

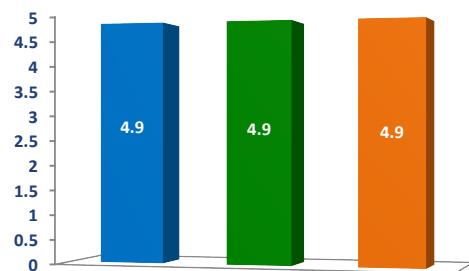
1 is Very Poor, 2 is Poor, 3 is Neutral, 4 is Good, 5 is Excellent



■ Clarity of information   ■ Relevance of session   ■ Delivery (materials/style)

## Abdominal Incision & Closure

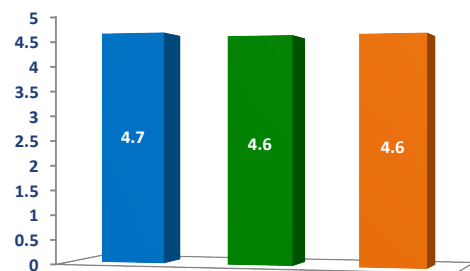
1 is Very Poor, 2 is Poor, 3 is Neutral, 4 is Good, 5 is Excellent



■ Clarity of information   ■ Relevance of session   ■ Delivery (materials/style)

## Haemostasis - Ligation in Continuity, Pedicle Ligation, Transfixion

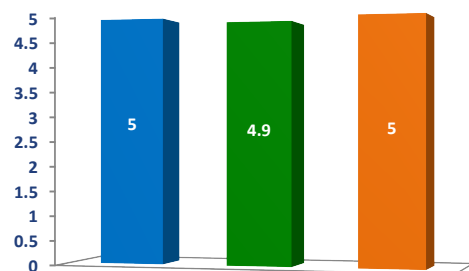
1 is Very Poor, 2 is Poor, 3 is Neutral, 4 is Good, 5 is Excellent



■ Clarity of information   ■ Relevance of session   ■ Delivery (materials/style)

## End to End Bowel Anastomosis - Interrupted, Instrument Tied Knots

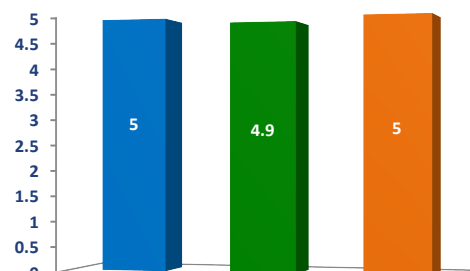
1 is Very Poor, 2 is Poor, 3 is Neutral, 4 is Good, 5 is Excellent



■ Clarity of information   ■ Relevance of session   ■ Delivery (materials/style)

## Fine Tissue Handling (2) Vein Patch Exercise, (Assisted)

1 is Very Poor, 2 is Poor, 3 is Neutral, 4 is Good, 5 is Excellent

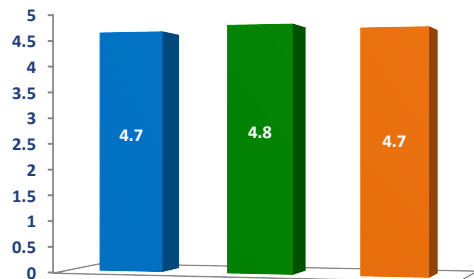


■ Clarity of information   ■ Relevance of session   ■ Delivery (materials/style)

# Overall Teaching Feedback

## Introduction to Endoscopic Surgery

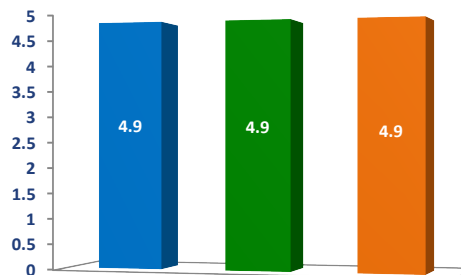
1 is Very Poor, 2 is Poor, 3 is Neutral, 4 is Good, 5 is Excellent



■ Clarity of information   ■ Relevance of session   ■ Delivery (materials/style)

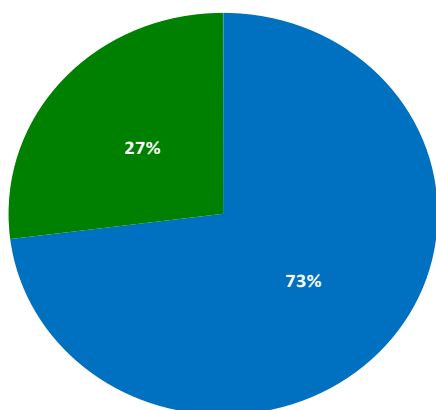
## Endoscopic Exercises - Visualisation Tasks, various Scope Angles, use of Coaxial Instruments, Manipulation of non-Coaxial Instruments

1 is Very Poor, 2 is Poor, 3 is Neutral, 4 is Good, 5 is Excellent



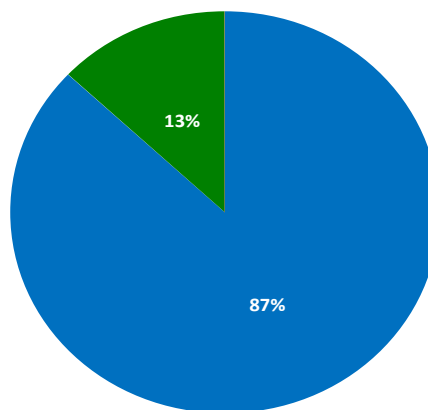
■ Clarity of information   ■ Relevance of session   ■ Delivery (materials/style)

## How would you rate the content of the suture pack?



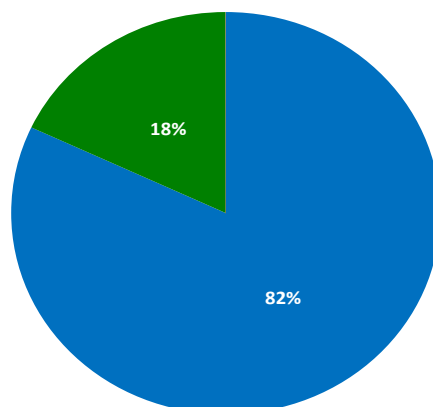
■ Excellent   ■ Good   ■ Average   ■ Little Use

## How would you rate the benefit of attending this training course?



■ Excellent   ■ Good   ■ Average   ■ Little Use

## How would you rate the Overall Impression of the Suture Pack?



■ Excellent   ■ Good   ■ Average   ■ Little Use

## Comments

- o Tutors were excellent.
- o Very good materials used.
- o Brilliant course.
- o Really informative course.
- o Very impressive and high quality course.
- o Thoroughly enjoyed and benefitted from the course.
- o This course would be useful for other specialties for instance dermatology, those who treat and operate on skin cancer.
- o Fun and relaxed environment for learning.
- o Surpassed my expectations.



THE ROYAL COLLEGE  
OF SURGEONS OF  
EDINBURGH



## Intercollegiate Basic Surgical Skills Course

