



The Christie Cadaveric Courses: HANDS-ON CYTOREDUCTIVE SURGERY AND HIPEC COURSE



Feedback - January 2023

Course Sponsors:



www.doctorsacademy.org

The Christie Cadaveric Courses: HANDS-ON CYTOREDUCTIVE SURGERY AND HIPEC COURSE

This highly focused and specialised hands-on cadaveric course covered intra-abdominal surgical anatomy and assessment of abdominal cavity for signs of peritoneal malignancy as well as obtaining a sound understanding of the surgical anatomy and operative techniques involved in cytoreductive surgery. The course was intended to help in the understanding of the diagnosis, investigation and peri-operative management as discussed in an MDT.

Taught and delivered by world experts in the field on cytoreductive surgery for peritoneal malignancy, the cadaveric session included intra-abdominal surgical anatomy, assessment of abdominal cavity for signs of peritoneal malignancy and hands-on training on cytoreductive surgery for peritoneal malignancy including omentectomy (greater and lesser), diaphragm peritoneal stripping, liver mobilization and ablation, cholecystectomy, splenectomy, salpingo-oophorectomy, bowel resections and pelvic peritonectomy.

Course Information

Venue:	Manchester Surgical Skills and Simulation Centre, Stopford Building, University of Manchester
Date:	26th January 2023
Attendance:	12 Delegates
Aimed at:	Consultant Colorectal Surgeons; Consultant Oncological Surgeons; Consultant Urological Surgeons; Consultant Gynaecological Surgeons; Clinical Fellows in Colorectal, Gynaecological, Urological and Oncological Surgery; Senior Surgical Trainees with interest in Peritoneal Surface Malignancy and Cytoreductive Surgery
Course Fee:	£600.00



Programme

Time	Session	Location	Facilitators
08:45	Coffee and Registration	Seminar Room	
09:00	Introduction and Objective Setting	Seminar Room	Wild/Selvasekar
09:15	Applied anatomy relevant to peritoneal surgery	Seminar Room	Prof. Ingrid Gouldsbrough/RD
09:45	Cross-sectional imaging and pre-op planning	Seminar Room	Rohit Kochhar
10-15	Coffee	Seminar Room	
10:30- 11:30	Video Session – <ul style="list-style-type: none"> o Patient positioning and set-up o Liver mobilisation & ablation o Diaphragmatic peritonectomy o Omentectomy (Greater and lesser) o Splenectomy o Pelvic peritonectomy o HIPEC setup 	Seminar Room	PS RD RD JW JW STOD OA
11.30- 12.30	Cadaveric Session (Hands on training) <ul style="list-style-type: none"> o Omentectomy (Greater and lesser) 	Skills Lab	All Faculty
12.30	Lunch	Kro Bar	
13:15	Cadaveric Session (Hands on training) – <ul style="list-style-type: none"> o Liver mobilisation & ablation o RUQ diaphragmatic peritonectomy 	Skills Lab	All Faculty
14:30	Afternoon Tea		
14:45	Cadaver session (Hands on training) – <ul style="list-style-type: none"> o Splenectomy and LUQ peritonectomy o Anterolateral peritonectomy o Pelvic peritonectomy with hysterectomy + BSO (Demo) 	Skills lab	All Faculty STOD/B-WR
15:30	HIPEC set up (Demo)	Seminar Room	Sarah Madden
16:00- 16.45	MDT with focused discussions	Seminar Room	Rebecca Halstead Rohit Kochlar All faculty
16:45	Round up and Questions/Discussions	Seminar Room	
17:00	Close	Seminar Room	

Faculty List

Mr CR Selvasekar

Consultant Colorectal Surgeon
CPOC, The Christie NHS Foundation Trust, Manchester

Mr Jonathan Wild

Consultant Colorectal Surgeon
CPOC, The Christie NHS Foundation Trust, Manchester

Professor Sarah O'Dwyer

Consultant Colorectal Surgeon
CPOC, The Christie NHS Foundation Trust, Manchester

Professor Omer Aziz

Consultant Colorectal Surgeon
CPOC, The Christie NHS Foundation Trust, Manchester

Mr Rahul Deshpande

Consultant Hepatobiliary Surgeon
The Christie NHS Foundation Trust, Manchester

Mr Paul Sutton

Consultant Colorectal Surgeon
CPOC, The Christie NHS Foundation Trust, Manchester

Mr Brett Winter-Roach

Consultant Gynae-Oncologist
The Christie NHS Trust, Manchester

Professor Ingrid Gouldsbrough

Department of Anatomy, UoM

Dr Rohit Kochhar

Consultant Radiologist
The Christie NHS Foundation Trust, Manchester

Ms Rebecca Halstead

Clinical Nurse Specialist
The Christie NHS Foundation Trust, Manchester

Mr Amar Eltweri

Colorectal Fellow
CPOC, The Christie NHS Foundation Trust, Manchester

Ms Sarah Madden

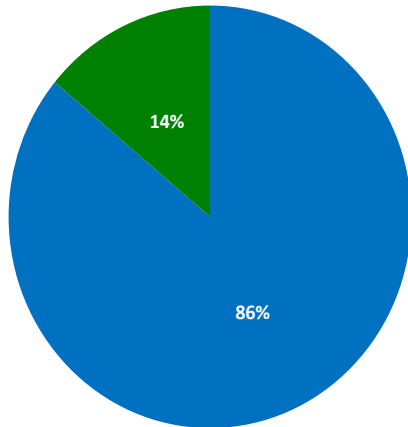
HIPEC Practitioner
The Christie NHS Foundation Trust, Manchester

Ms Abigail Johnston

Surgical First Assistant
The Christie NHS Foundation Trust, Manchester

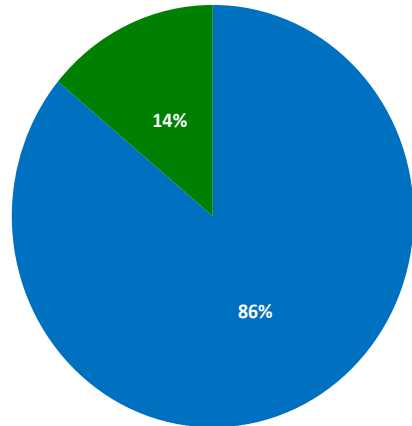
Overall Feedback

How was the clarity of the sessions?



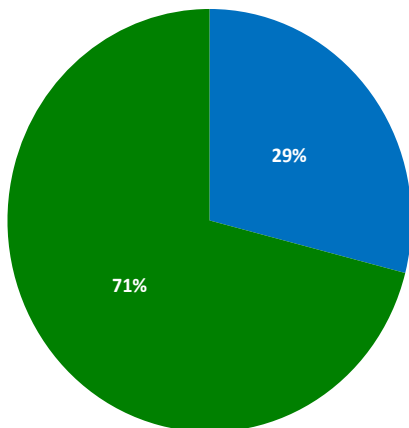
■ Excellent ■ Good ■ Neutral ■ Fair ■ Poor

How would you rate the general academic standard of the tutors?



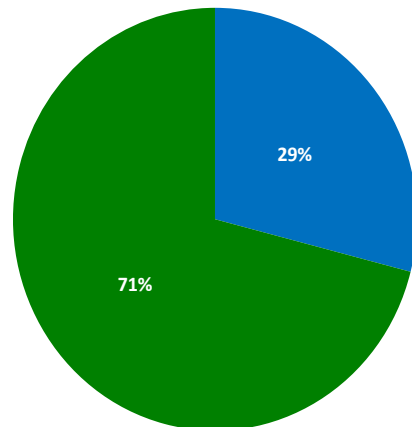
■ Excellent ■ Good ■ Neutral ■ Fair ■ Poor

Did you have sufficient hands-on practice and time?



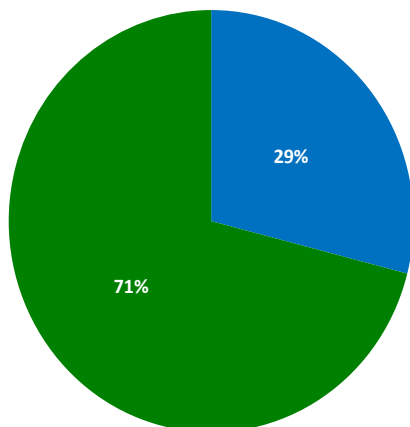
■ Most certainly ■ Certainly ■ Neutral ■ A small amount ■ Not at all

Was the tutor-delegate ratio sufficient?



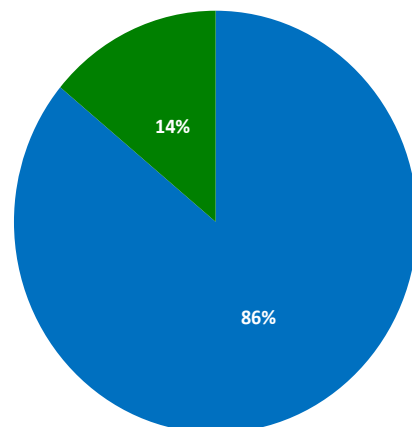
■ Most certainly ■ Certainly ■ Neutral ■ A small amount ■ Not at all

Did you have sufficient supervision during the hands-on sessions?



■ Most certainly ■ Certainly ■ Neutral ■ A small amount ■ Not at all

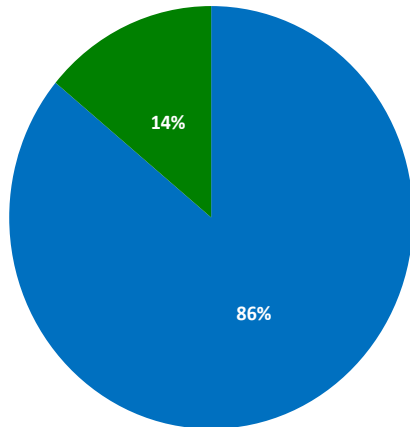
Applied anatomy relevant to peritoneal surgery



■ Excellent ■ Good ■ Neutral ■ Fair ■ Poor

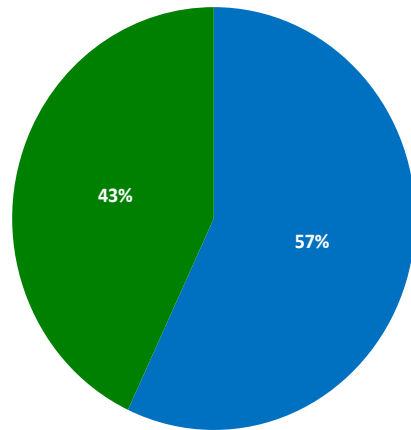
Overall Feedback

Cross-sectional imaging and pre-op planning



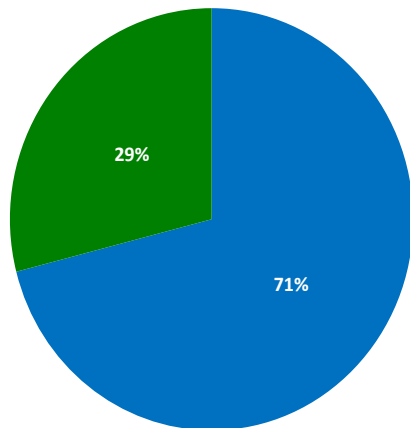
■ Excellent ■ Good ■ Neutral ■ Fair ■ Poor

Video Session - Patient positioning and set-up



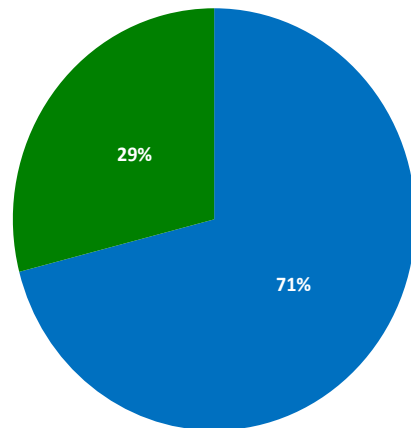
■ Excellent ■ Good ■ Neutral ■ Fair ■ Poor

Video Session - Liver mobilisation & ablation



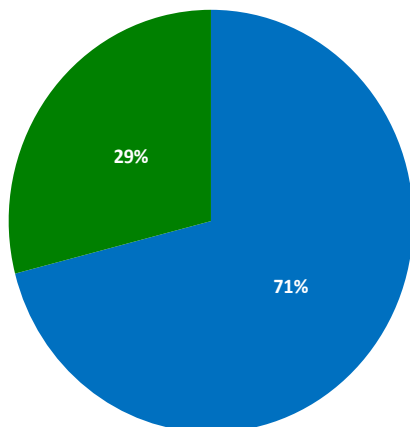
■ Excellent ■ Good ■ Neutral ■ Fair ■ Poor

Video Session - Diaphragmatic peritonectomy



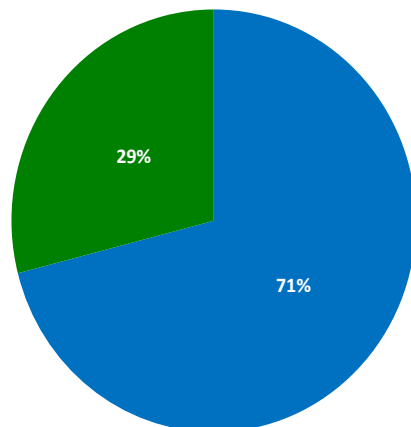
■ Excellent ■ Good ■ Neutral ■ Fair ■ Poor

Video Session - Omentectomy (Greater and lesser)



■ Excellent ■ Good ■ Neutral ■ Fair ■ Poor

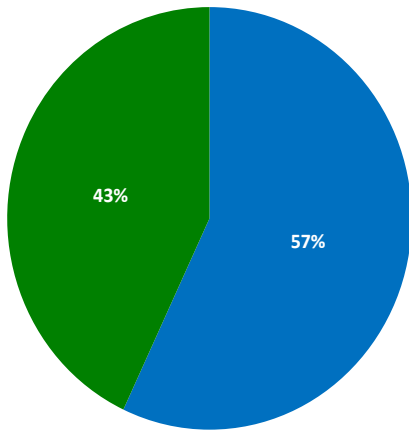
Video Session - Splenectomy



■ Excellent ■ Good ■ Neutral ■ Fair ■ Poor

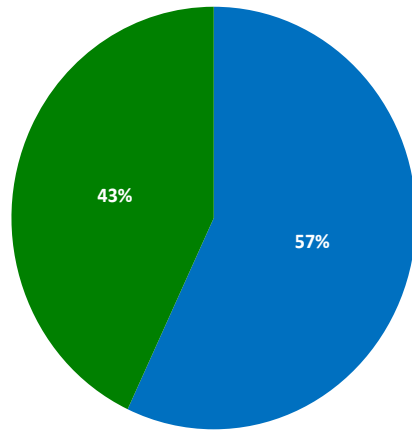
Overall Feedback

Video Session - Pelvic peritonectomy



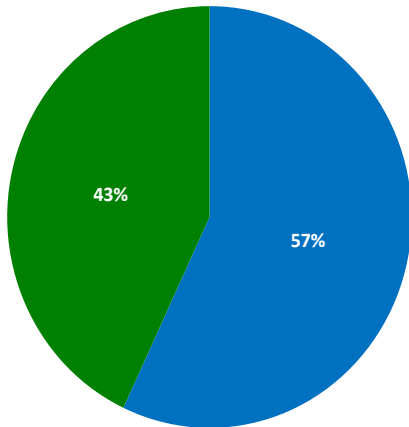
■ Excellent ■ Good ■ Neutral ■ Fair ■ Poor

Video Session - HIPEC setup



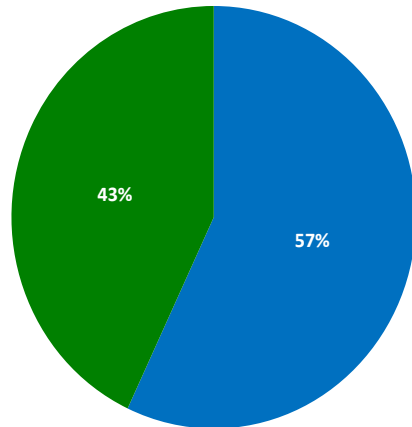
■ Excellent ■ Good ■ Neutral ■ Fair ■ Poor

Cadaveric Session (Hands on training)-
Omentectomy (Greater and lesser)



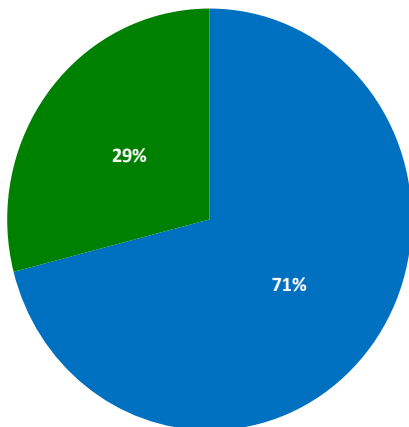
■ Excellent ■ Good ■ Neutral ■ Fair ■ Poor

Cadaveric Session (Hands on training)- Liver mobilisation & ablation



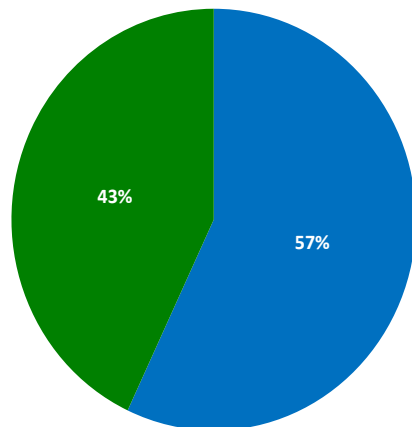
■ Excellent ■ Good ■ Neutral ■ Fair ■ Poor

Cadaveric Session (Hands on training)- RUQ diaphragmatic peritonectomy



■ Excellent ■ Good ■ Neutral ■ Fair ■ Poor

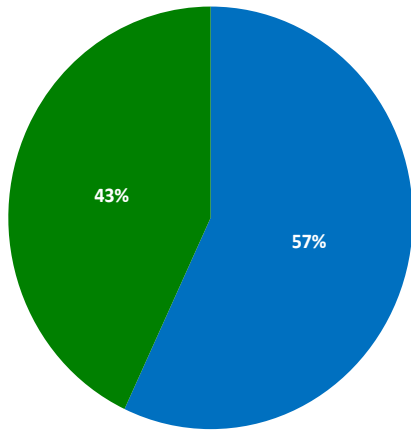
Cadaver session (Hands on training)- Splenectomy and LUQ peritonectomy



■ Excellent ■ Good ■ Neutral ■ Fair ■ Poor

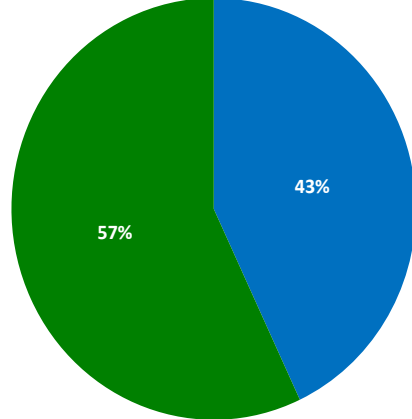
Overall Feedback

Cadaver session (Hands on training) – Anterolateral peritonectomy



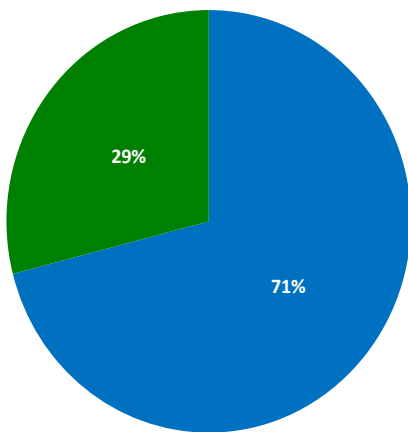
■ Excellent ■ Good ■ Neutral ■ Fair ■ Poor

Cadaver session (Hands on training) – Pelvic peritonectomy with hysterectomy + BSO (Demo)



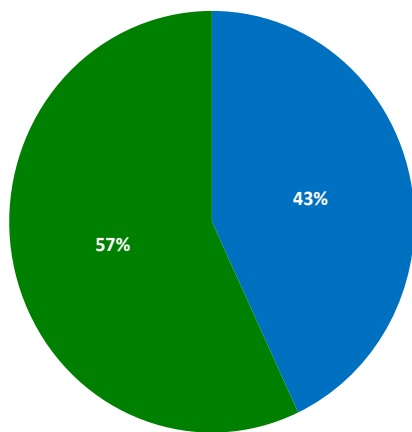
■ Excellent ■ Good ■ Neutral ■ Fair ■ Poor

MDT with focused discussions



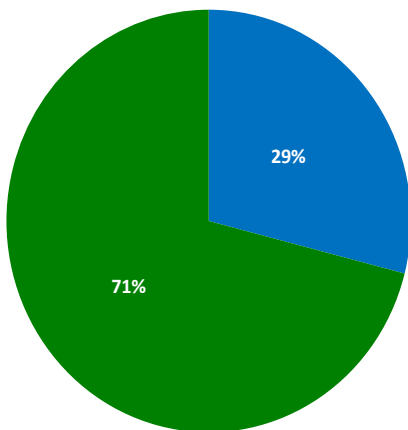
■ Excellent ■ Good ■ Neutral ■ Fair ■ Poor

How were the facilities and venue?



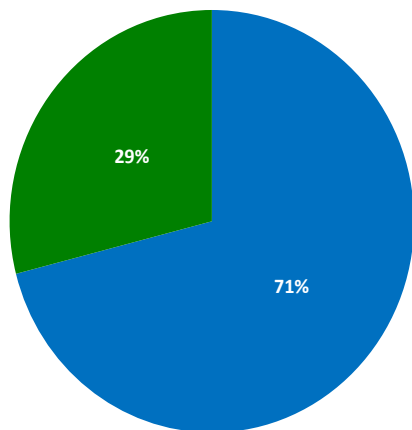
■ Excellent ■ Good ■ Neutral ■ Fair ■ Poor

How were the refreshments and lunch?



■ Excellent ■ Good ■ Neutral ■ Fair ■ Poor

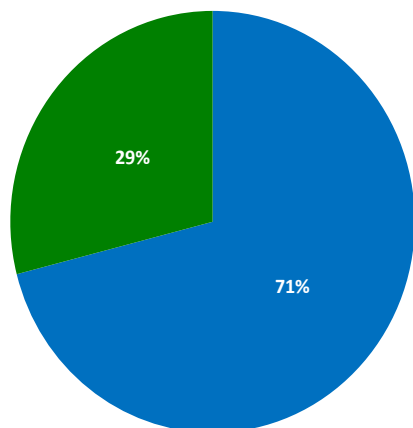
How was the general friendliness of the faculty and organisers?



■ Very Friendly ■ Friendly ■ Neutral

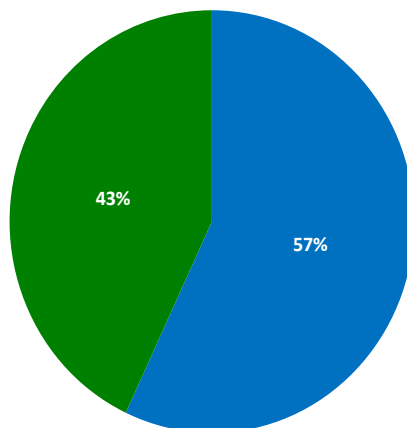
Overall Feedback

Would you recommend this course to a friend?



■ Most certainly ■ Certainly ■ Probably ■ May be ■ Not at all

Do you think that this course provided good value for money?



■ Most certainly ■ Certainly ■ Probably ■ May be ■ Not at all

Individual Comments

Great experience!

GT
The Christie NHS Foundation Trust, UK

Overall the course was nicely planned with all relevant topics touched. All the faculty members were quite involved into the course. I think if a session on HIPEC advances etc could have been added, though I know it would have jam packed the session. Special thanks to the staff who were very supportive as well.

AO
The Royal Oldham Hospital, Oldham, UK

Excellent Course.

MA
Norfolk and Norwich University Hospitals NHS Foundation Trust, UK

Excellent course for an individual who needs the basics of anatomy and systematic approach to cases.

WB
Te Toka Tumai, Auckland, New Zealand



DOCTORS ACADEMY

BETTER EDUCATION. BETTER HEALTH.

Doctors Academy is a UK-based International Non-Profit Organisation comprising of doctors, dentists and scientists that undertakes a diverse range of educational activities globally. The aim of the Academy is to disseminate information and exchange medical knowledge between professionals from diverse backgrounds working in a variety of healthcare settings. This is achieved by the provision of a number of attendance courses, publishing house, online resources and international events / competitions.

Courses (a selection):

Undergraduate:

- Final Year Medicine and Surgical Revision Courses
- Training the Clinical Anatomy Trainer
- Clinical Anatomy as Applied to Trauma and Emergency Medicine
- Surgical Anatomy of Important Operative Procedures
- Future Surgeons: Key Skills (RCSEd delivered)
- Structured Introduction to Surgical Skills

Postgraduate:

- MRCS Part A
- MRCEM Part A
- MRCS Part B OSCE
- DOHNS: Intensive Revision & OSCE
- Intercollegiate Basic Surgical Skills (RCSEd delivered)
- MRCP PACES Part 2
- FRCS (General Surgery) Exit Exam
- Cadaveric Ultrasound-Guided Musculoskeletal Intervention Course
- Ultrasound-Assisted Botulinum Toxin Injection for Neuromuscular Disorders
- Live Advanced Laparoscopic Colorectal Course



Forthcoming key events:

- International Medical Summer School
- International Academic and Research Conference
- World University Anatomy Challenge

Publications



publications.doctorsacademy.org

World Journal of Medical Education & Research



Peer-reviewed academic journal with ISSN.

- No fee to view, read and download articles
- No subscription charges
- No submission fees
- No manuscript processing fee
- No publishing fee
- No cost to read, write or publish!

wjmer.co.uk

Online Revision Resources

DoctorExams consists of 1000s of questions with detailed explanations in MCQ, EMQ, SBA and SAQ formats. Questions are written by the Doctors Academy group of experienced clinicians and clinical academics, with mock exams and feedback on performance included to aid a candidate's focused revision of topics. Based on past exams, these questions are carefully crafted to suit the requirements of undergraduate students & postgraduate trainees undertaking relevant speciality exams.

Resources for:

- Medical Students
- Dental Students
- International Entrance Exams
- MRCS Exams
- General Surgery Exams
- Plastic Surgery Exams
- DOHNS Exams

www.doctorexams.co.uk

www.doctorsacademy.org