

The Christie Cadaveric Course: Peritoneal and Cytoreductive Surgery



Feedback - January 2024

The Christie Cadaveric Course: Peritoneal and Cytoreductive Surgery

This highly focused and specialised hands-on cadaveric course covered intra-abdominal surgical anatomy and assessment of abdominal cavity for signs of peritoneal malignancy as well as obtaining a sound understanding of the surgical anatomy and operative techniques involved in cytoreductive surgery. The course was intended to help in the understanding of the diagnosis, investigation and peri-operative management as discussed in an MDT.

Taught and delivered by world experts in the field on cytoreductive surgery for peritoneal malignancy, the cadaveric session included intra-abdominal surgical anatomy, assessment of abdominal cavity for signs of peritoneal malignancy and hands-on training on cytoreductive surgery for peritoneal malignancy including omentectomy (greater and lesser), diaphragm peritoneal stripping, liver mobilization and ablation, cholecystectomy, splenectomy, salpingo-oophorectomy, bowel resections and pelvic peritonectomy.

Course Information

Venue:	Manchester Surgical Skills and Simulation Centre, Stopford Building, University of Manchester
Date:	25th January 2024
Attendance:	10 Delegates
Aimed at:	Consultant Colorectal Surgeons; Consultant Oncological Surgeons; Consultant Urological Surgeons; Consultant Gynaecological Surgeons; Clinical Fellows in Colorectal, Gynaecological, Urological and Oncological Surgery; Senior Surgical Trainees with interest in Peritoneal Surface Malignancy and Cytoreductive Surgery
Course Fee:	£600.00

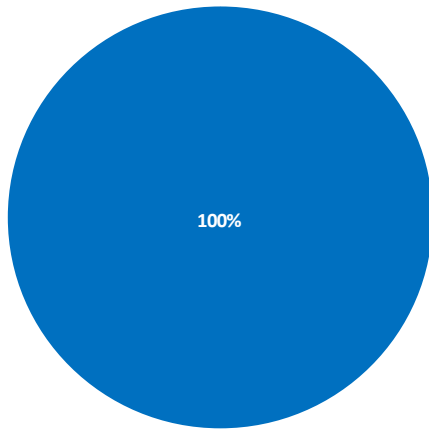


Programme

Time	Session	Location	Facilitators
0845	Coffee and Registration	Seminar Room	
0900	Introduction and Objective Setting	Seminar Room	Wild/Selvasekar
0900 - 1000	Video Session – <ul style="list-style-type: none"> o Patient positioning and set-up o Liver mobilisation & ablation o Diaphragmatic peritonectomy o Omentectomy (Greater and lesser) o Splenectomy o Pelvic peritonectomy o HIPEC setup 	Seminar Room	PS RD RD JW JW STOD OA
1000 - 1015 Break for Refreshments			
1015 - 1145	Cadaveric Session (Hands on training) <ul style="list-style-type: none"> o Omentectomy (Greater and lesser) 	Skills Lab	All Faculty
1145 - 1300	Cadaveric Session (Hands on training) – <ul style="list-style-type: none"> o Liver mobilisation & ablation o RUQ diaphragmatic peritonectomy 	Skills Lab	All Faculty
1300 - 1345 Lunch			
1345 - 1515	Cadaver session (Hands on training) – <ul style="list-style-type: none"> o Splenectomy and LUQ peritonectomy o Anterolateral peritonectomy o Pelvic peritonectomy with hysterectomy + BSO (Demo) 	Skills lab	All Faculty STOD/B-WR
1515 - 1545	HIPEC set up (Demo)	Seminar Room	Sarah Madden
1545 - 1600 Break for Refreshments			
1600 - 1645	MDT with focused discussions	Seminar Room	Rebecca Halstead Rohit Kochhar All faculty
1645	Round up and Questions/Discussions	Seminar Room	
1700	Close	Seminar Room	

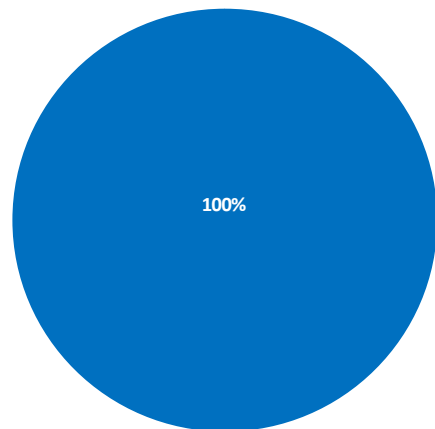
Overall Feedback

How was the clarity of the sessions?



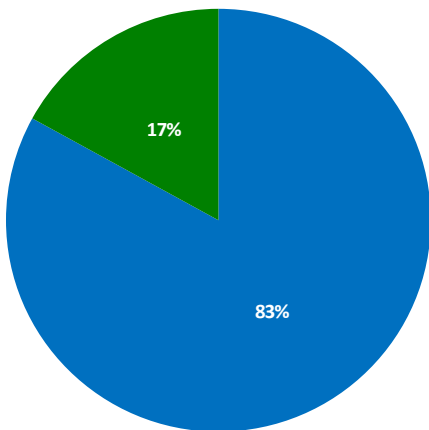
■ Excellent ■ Good ■ Neutral ■ Fair ■ Poor

How would you rate the general academic standard of the tutors?



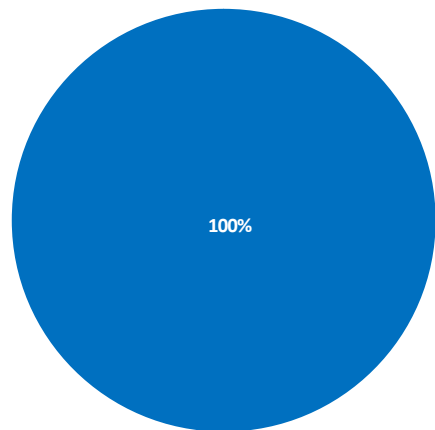
■ Excellent ■ Good ■ Neutral ■ Fair ■ Poor

Did you have sufficient hands-on practice and time?



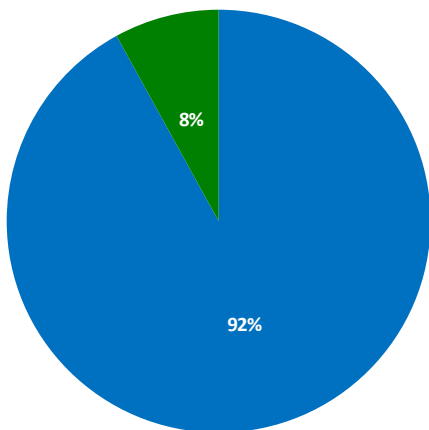
■ Most certainly ■ Certainly ■ Probably ■ Unlikely ■ Not at all

Was the tutor-delegate ratio sufficient?



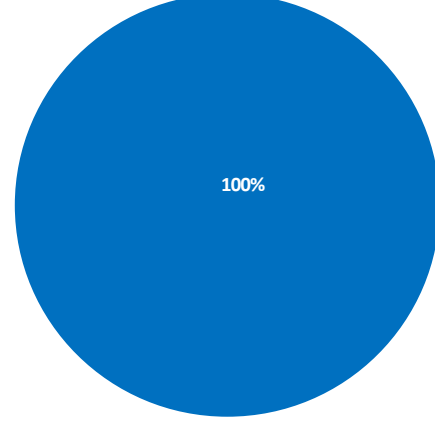
■ Most certainly ■ Certainly ■ Probably ■ Unlikely ■ Not at all

Did you have sufficient supervision during the hands-on sessions?



■ Most certainly ■ Certainly ■ Probably ■ Unlikely ■ Not at all

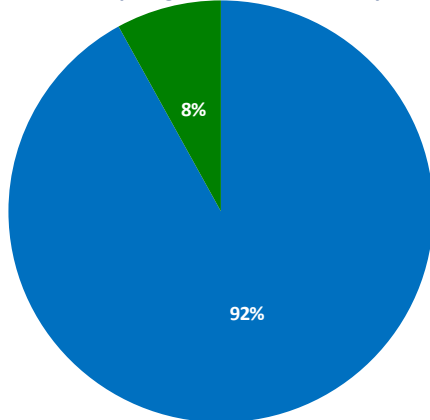
Peritoneal MDT with Focused Case Discussions



■ Excellent ■ Good ■ Neutral ■ Fair ■ Poor

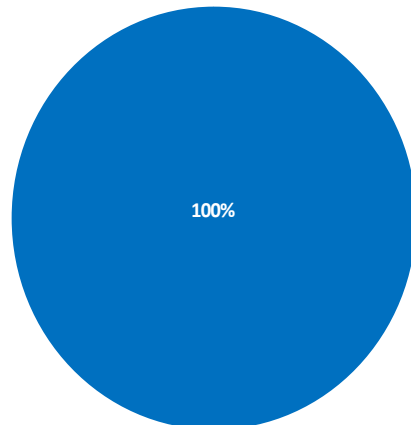
Overall Feedback

Liver Mobilisation, Cholecystectomy, RUQ and Diaphragmatic Peritonectomy



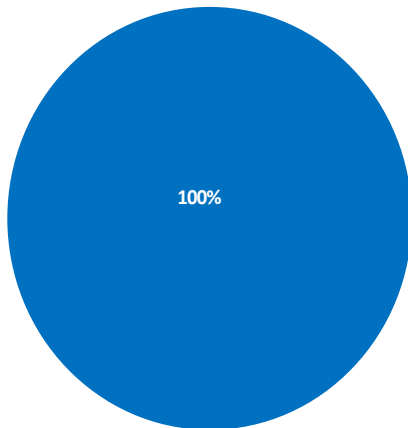
■ Excellent ■ Good ■ Neutral ■ Fair ■ Poor

Greater and Lesser Omentectomy



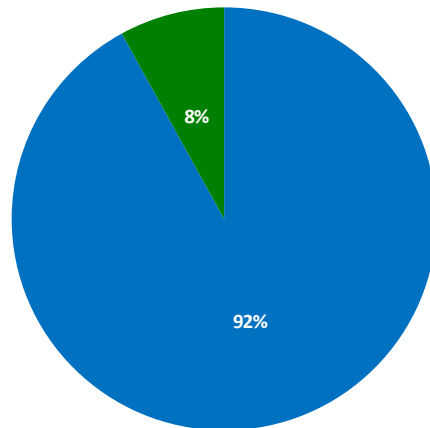
■ Excellent ■ Good ■ Neutral ■ Fair ■ Poor

HIPEC Setup



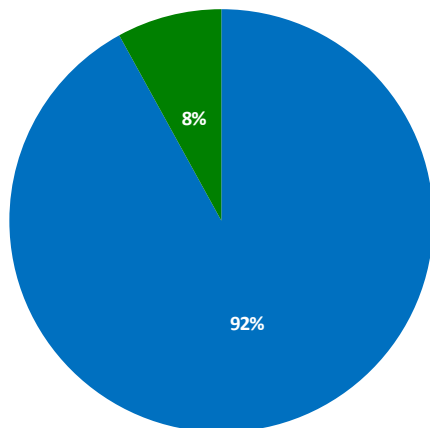
■ Excellent ■ Good ■ Neutral ■ Fair ■ Poor

Splenectomy



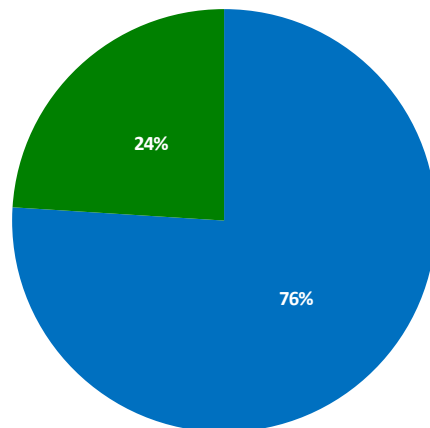
■ Excellent ■ Good ■ Neutral ■ Fair ■ Poor

Parietal Peritonectomy



■ Excellent ■ Good ■ Neutral ■ Fair ■ Poor

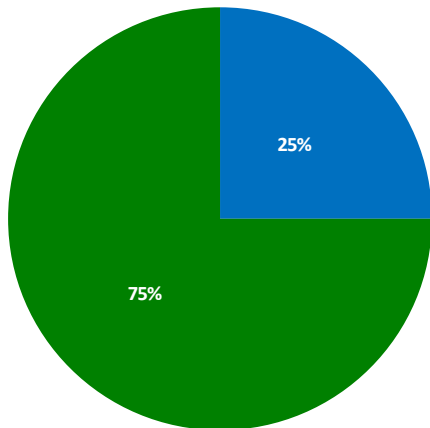
How were the facilities and venue?



■ Excellent ■ Good ■ Neutral ■ Fair ■ Poor

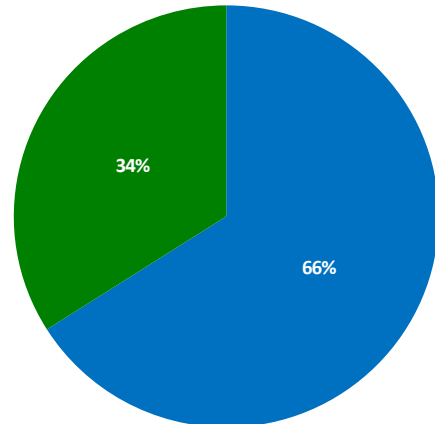
Overall Feedback

How were the refreshments and lunch?



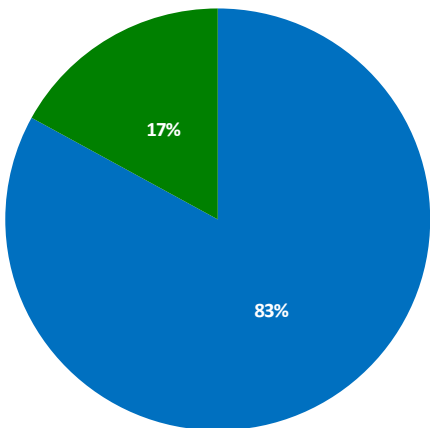
■ Excellent ■ Good ■ Neutral ■ Fair ■ Poor

How was the general friendliness of the faculty and organisers?



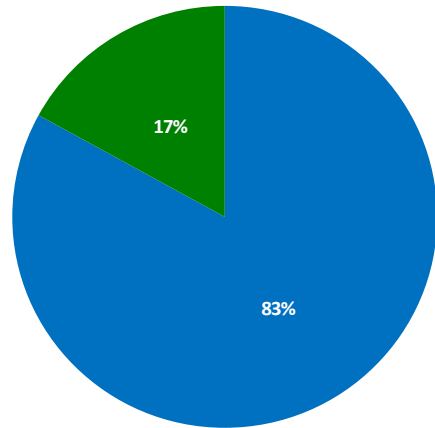
■ Very friendly ■ Friendly ■ Neutral ■ Not very friendly ■ Can't comment

Would you recommend this course to a friend?



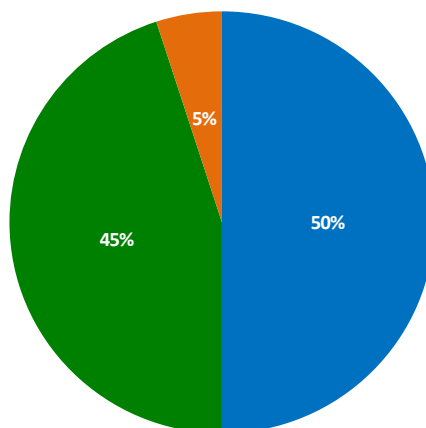
■ Most certainly ■ Certainly ■ Probably ■ Unlikely ■ Not at all

Do you think that this course provided good value for money?



■ Most certainly ■ Certainly ■ Probably ■ Unlikely ■ Not at all

How do you rate the appropriateness of the Zoom platform for the theoretical component of this course?



■ Most certainly ■ Certainly ■ Probably ■ Unlikely ■ Not at all

Individual Comments

Excellent.

AB
North Bristol NHS Trust, Bristol , UK

Very good to excellent overall.

PG
University Hospitals of Leicester NHS, UK

Excellent course.

AC
Royal Derby and Burton NHS Trust, UK

I think this was extremely helpful for GONC SST.

AS
Royal Preston Hospital, Preston, UK

Excellent course.

MB
East Kent Hospitals University NHS Trust, UK

Excellent course, engaging, knowledgeable and experienced faculty. MDT session was fantastic.

MP
Royal Bolton Hospital, Bolton, UK

Good course, excellent hands on practice.

AH
The Mater Misericordiae University Hospital, UK



DOCTORS ACADEMY

BETTER EDUCATION. BETTER HEALTH.

Doctors Academy is a UK-based International Non-Profit Organisation comprising of doctors, dentists and scientists that undertakes a diverse range of educational activities globally. The aim of the Academy is to disseminate information and exchange medical knowledge between professionals from diverse backgrounds working in a variety of healthcare settings. This is achieved by the provision of a number of attendance courses, publishing house, online resources and international events / competitions.

Courses (a selection):

Undergraduate:

- Final Year Medicine and Surgical Revision Courses
- Training the Clinical Anatomy Trainer
- Clinical Anatomy as Applied to Trauma and Emergency Medicine
- Surgical Anatomy of Important Operative Procedures
- Future Surgeons: Key Skills (RCSEd delivered)
- Structured Introduction to Surgical Skills

Postgraduate:

- MRCS Part A
- MRCEM Part A
- MRCS Part B OSCE
- DOHNS: Intensive Revision & OSCE
- Intercollegiate Basic Surgical Skills (RCSEd delivered)
- MRCP PACES Part 2
- FRCS (General Surgery) Exit Exam
- Cadaveric Ultrasound-Guided Musculoskeletal Intervention Course
- Ultrasound-Assisted Botulinum Toxin Injection for Neuromuscular Disorders
- Live Advanced Laparoscopic Colorectal Course



Forthcoming key events:

- International Medical Summer School
- International Academic and Research Conference
- World University Anatomy Challenge

Publications



publications.doctorsacademy.org

World Journal of Medical Education & Research



Peer-reviewed academic journal
with ISSN.

- No fee to view, read and download articles
- No subscription charges
- No submission fees
- No manuscript processing fee
- No publishing fee
- No cost to read, write or publish!

wjmer.co.uk

Online Revision Resources

DoctorExams consists of 1000s of questions with detailed explanations in MCQ, EMQ, SBA and SAQ formats. Questions are written by the Doctors Academy group of experienced clinicians and clinical academics, with mock exams and feedback on performance included to aid a candidate's focused revision of topics. Based on past exams, these questions are carefully crafted to suit the requirements of undergraduate students & postgraduate trainees undertaking relevant speciality exams.

Resources for:

- Medical Students
- Dental Students
- International Entrance Exams
- MRCS Exams
- General Surgery Exams
- Plastic Surgery Exams
- DOHNS Exams

www.doctorexams.co.uk

www.doctorsacademy.org