


DOCTORS ACADEMY



BETTER EDUCATION. BETTER HEALTH.



Cardiff MRCS OSCE Course: Four-Day Preparatory Course for MRCS OSCE



Feedback - April 2021

Cardiff MRCS OSCE Course: Four-Day Preparatory Course for MRCS OSCE

This four-day preparatory course provided the attendee with a thorough understanding of the topics on which to focus and the areas to prepare for the MRCS OSCE. The course was delivered through a robust method of small group teaching, individual OSCEs and interactive discussions, all of which aimed to guide the attendee to prepare for each component of the exam (all stations were covered during the four days).

Day 1 focused on the knowledge component, with emphasis primarily placed on surgical anatomy and surgical pathology. Day 2 was divided into a morning session that covered clinical and procedural skills and an afternoon session that covered applied surgical sciences and critical care. Day 3 consisted of a series of mock vivas, complemented by practicing answering high-yield topics in basic sciences. Day 4 consisted of clinical examination stations in the morning and communication skills stations in the afternoon.

The programme and the teaching sessions reflected the changes introduced to the exam due to the COVID-19 pandemic. The course was delivered in a socially distanced manner, with all appropriate precautions taken in order to comply with the regulatory guidelines.

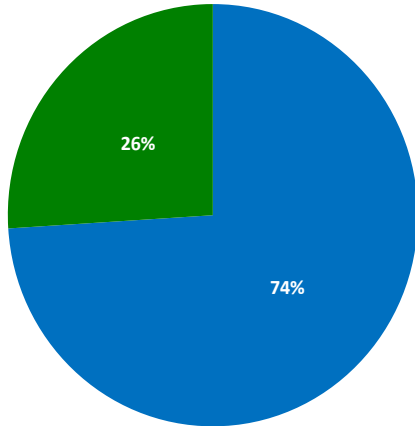
Course Information

Venue:	College of Physicians and Surgeons of Cardiff, Cardiff Bay, Cardiff; School of Biosciences, Cardiff University
Dates:	15th - 18th April 2021
Attendance:	40 Delegates
Aimed at:	Candidates Preparing for the MRCS OSCE Examination
Course Fee:	£795.00



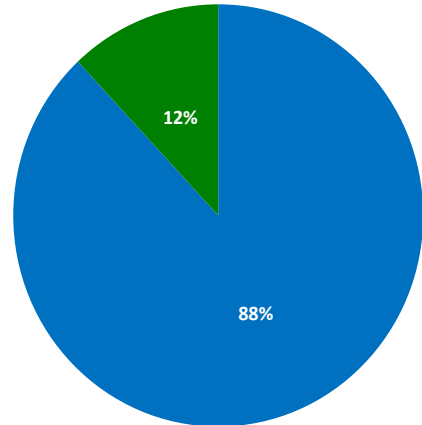
Overall Feedback

How was the clarity of the lectures?



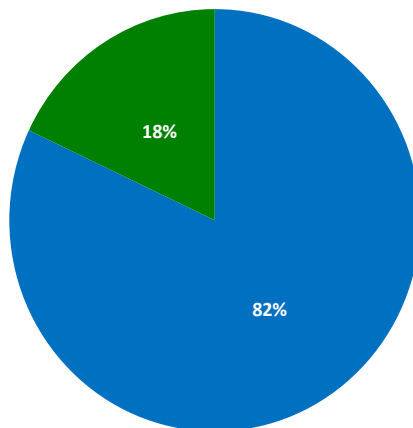
■ Excellent ■ Good ■ Neutral ■ Fair ■ Poor

How would you rate the general academic standard of the tutors?



■ Excellent ■ Good ■ Neutral ■ Fair ■ Poor

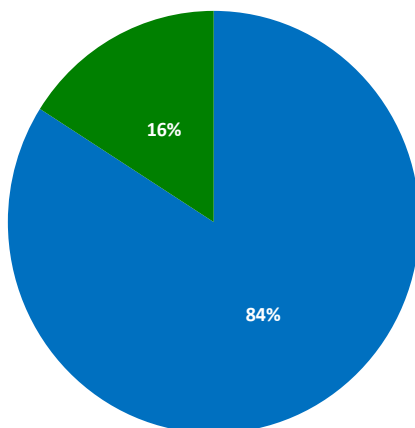
How do you rate the relevance of the course to your studies?



■ Excellent ■ Good ■ Neutral ■ Fair ■ Poor

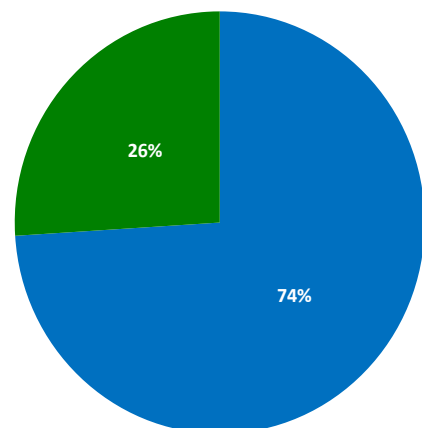
Thursday 15th April 2021

Skull Base and Head



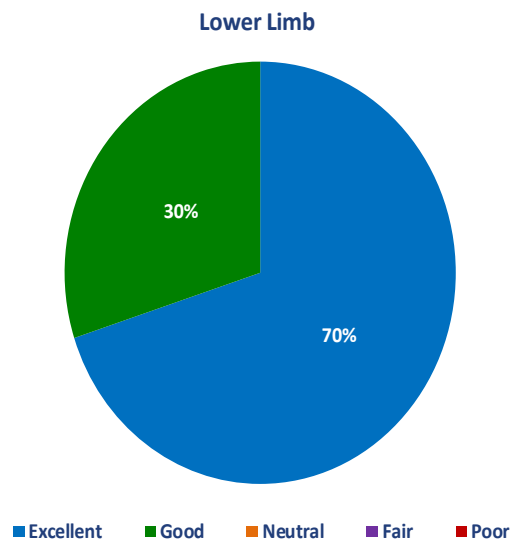
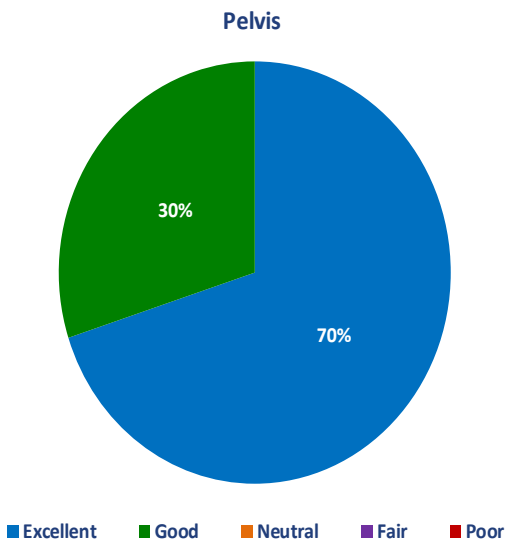
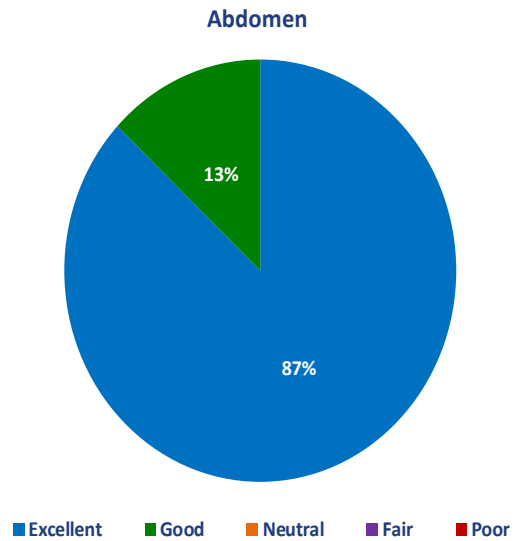
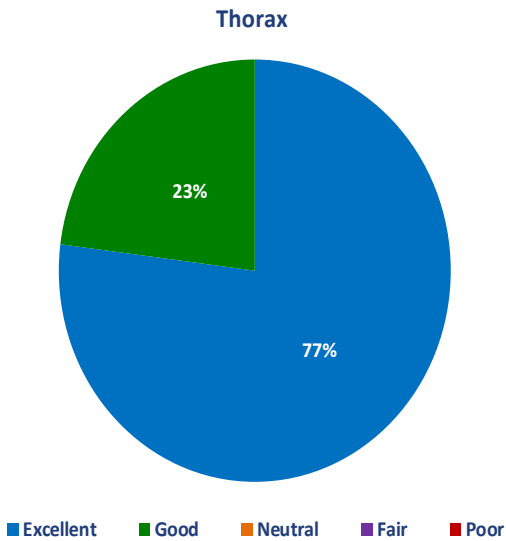
■ Excellent ■ Good ■ Neutral ■ Fair ■ Poor

Neck and Thyroid Cancer

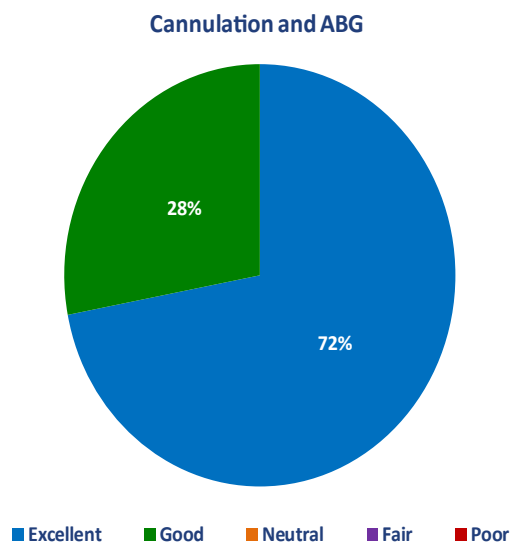
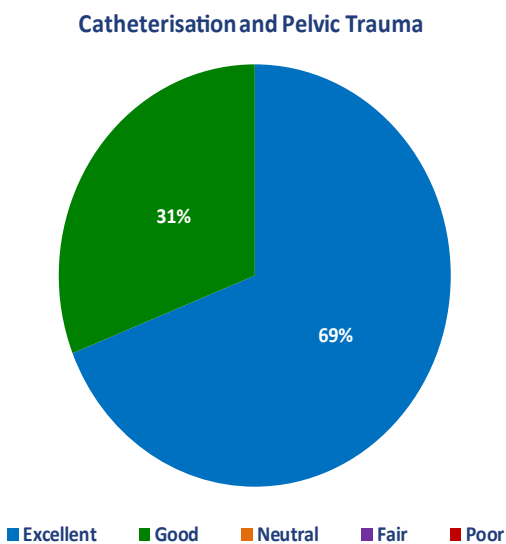


■ Excellent ■ Good ■ Neutral ■ Fair ■ Poor

Overall Feedback

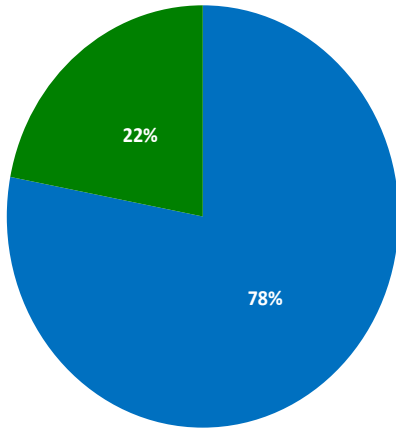


Friday 16th April 2021



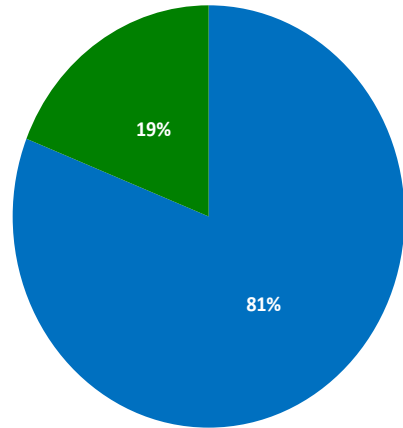
Overall Feedback

Wound Debridement



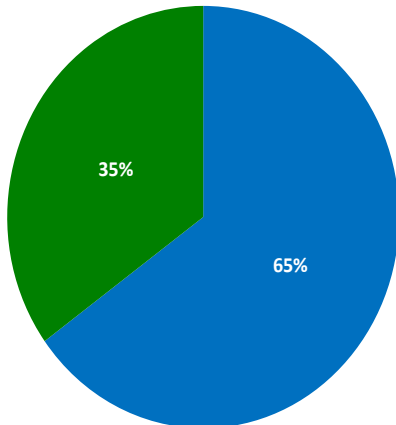
■ Excellent ■ Good ■ Neutral ■ Fair ■ Poor

FNAC



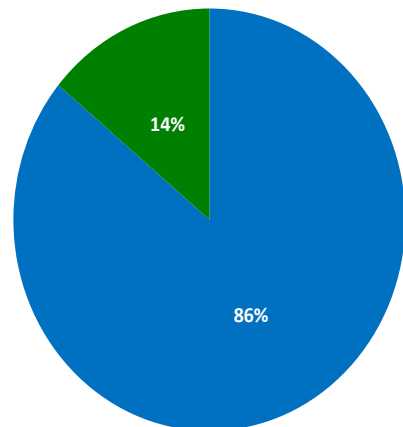
■ Excellent ■ Good ■ Neutral ■ Fair ■ Poor

Discussion on Chest Drain and Lumbar Puncture



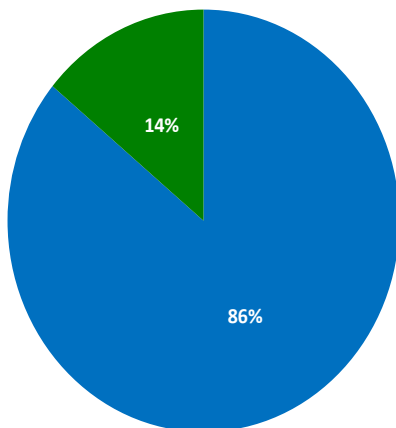
■ Excellent ■ Good ■ Neutral ■ Fair ■ Poor

Knot Tying



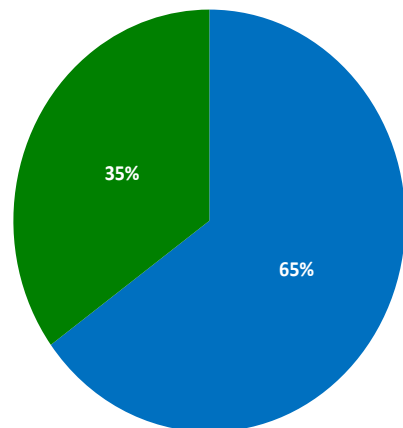
■ Excellent ■ Good ■ Neutral ■ Fair ■ Poor

Excision of Lesion and Suturing



■ Excellent ■ Good ■ Neutral ■ Fair ■ Poor

Critical Care Stations

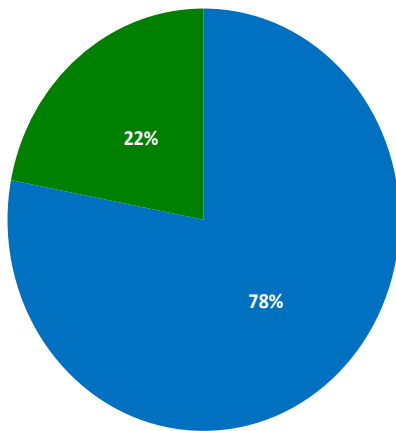


■ Excellent ■ Good ■ Neutral ■ Fair ■ Poor

Overall Feedback

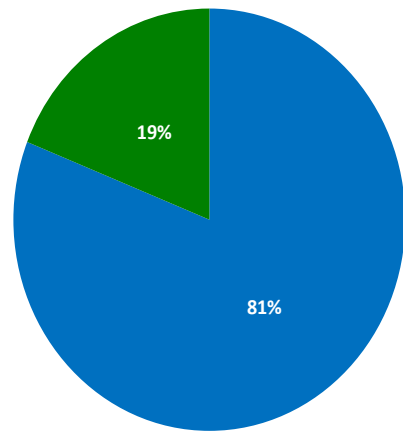
Saturday 17th April 2021 (Dissection Room)

Upper Limb



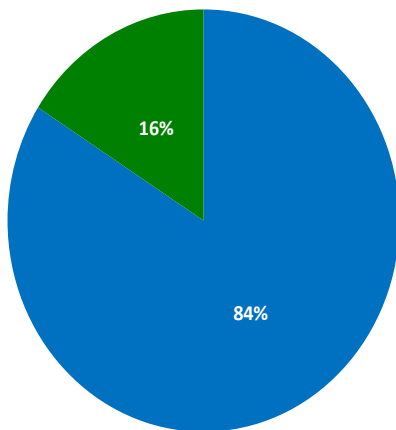
■ Excellent ■ Good ■ Neutral ■ Fair ■ Poor

Lower Limb



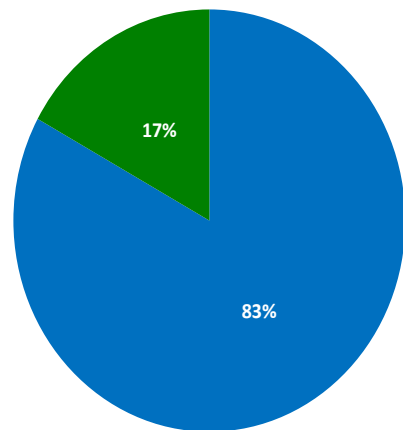
■ Excellent ■ Good ■ Neutral ■ Fair ■ Poor

Osteology



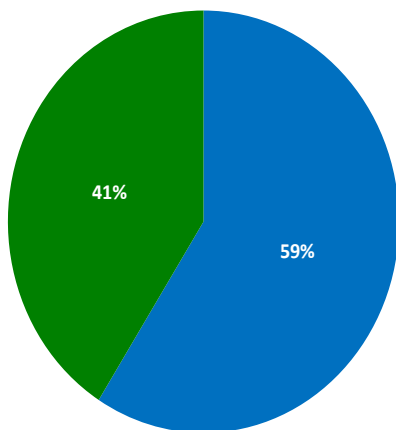
■ Excellent ■ Good ■ Neutral ■ Fair ■ Poor

Solid Organs of the Abdomen



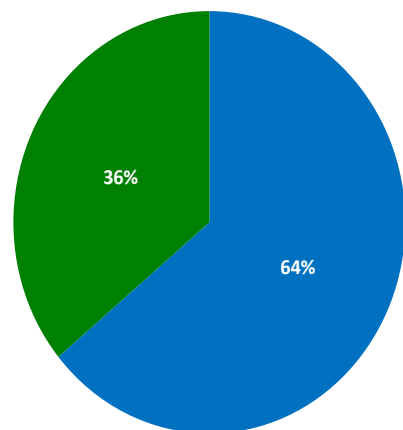
■ Excellent ■ Good ■ Neutral ■ Fair ■ Poor

Small and Large Intestine



■ Excellent ■ Good ■ Neutral ■ Fair ■ Poor

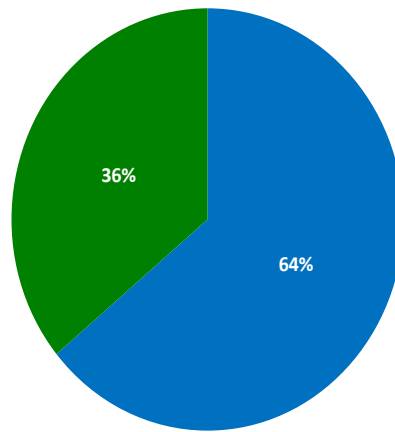
Skull Base



■ Excellent ■ Good ■ Neutral ■ Fair ■ Poor

Overall Feedback

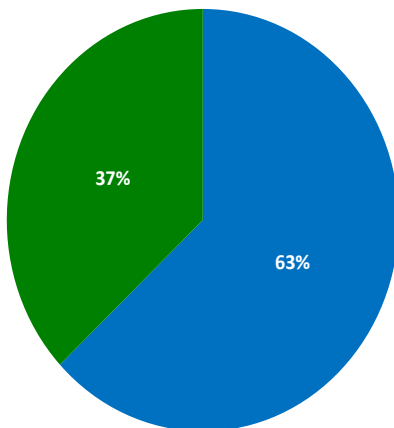
Spinal Cord and Vertebrae



■ Excellent ■ Good ■ Neutral ■ Fair ■ Poor

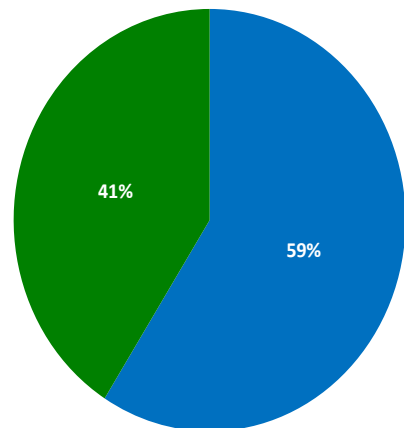
Sunday 18th April 2021

Examination of the Hip and Knee



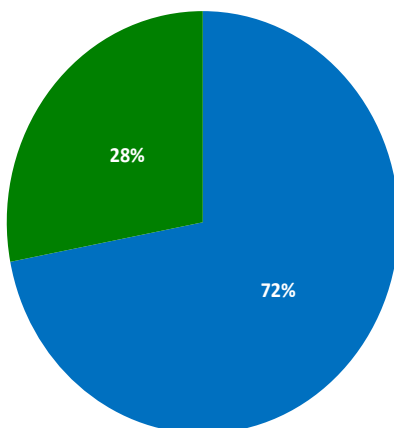
■ Excellent ■ Good ■ Neutral ■ Fair ■ Poor

Examination of the Shoulder and Back



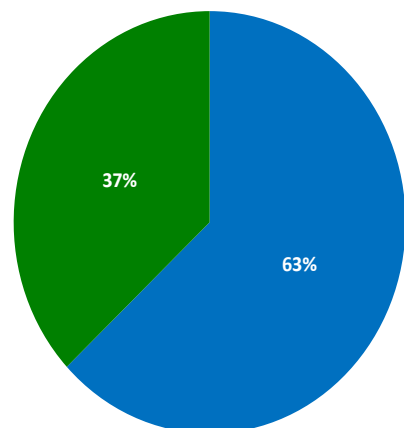
■ Excellent ■ Good ■ Neutral ■ Fair ■ Poor

Examination of the Cranial Nerves



■ Excellent ■ Good ■ Neutral ■ Fair ■ Poor

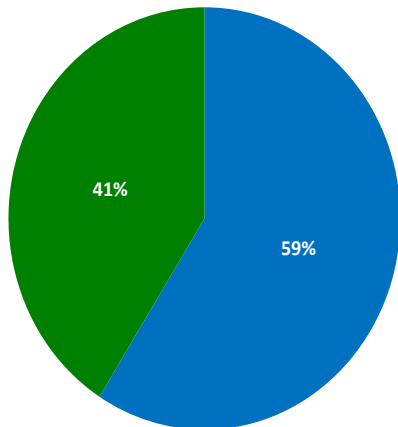
Examination of the Abdomen



■ Excellent ■ Good ■ Neutral ■ Fair ■ Poor

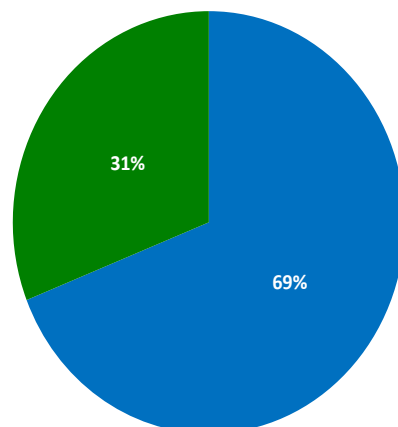
Overall Feedback

Examination of the Venous and Arterial System



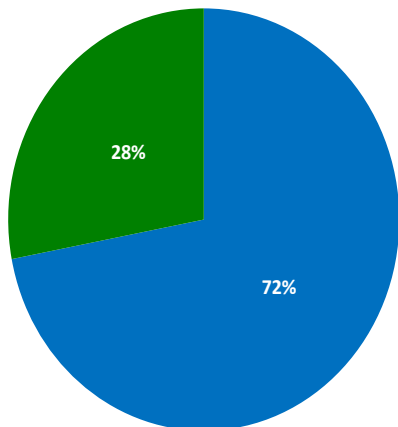
■ Excellent ■ Good ■ Neutral ■ Fair ■ Poor

Examination of the Neck and Submandibular Gland



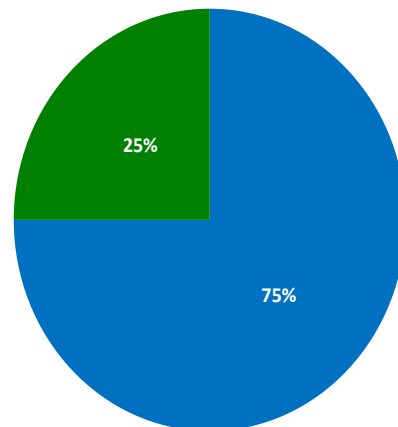
■ Excellent ■ Good ■ Neutral ■ Fair ■ Poor

Communication Skills - Back Pain and Brain Lesion



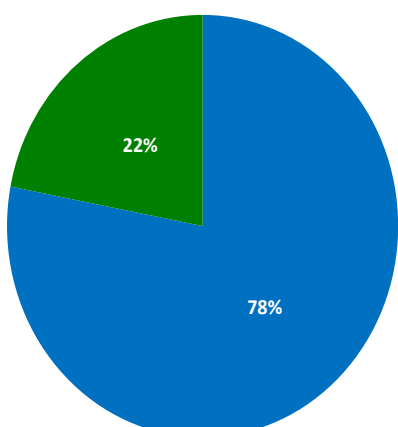
■ Excellent ■ Good ■ Neutral ■ Fair ■ Poor

Communication Skills - Self Discharge and Cancelled Operation



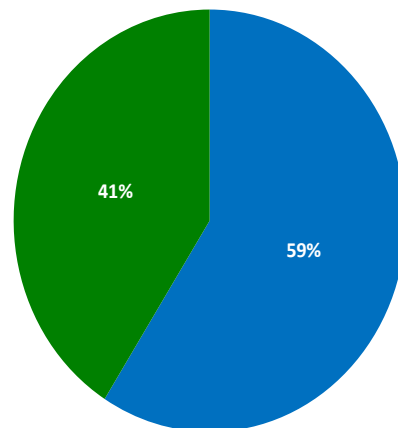
■ Excellent ■ Good ■ Neutral ■ Fair ■ Poor

Communication Skills - Telephone Conversation with Consultant



■ Excellent ■ Good ■ Neutral ■ Fair ■ Poor

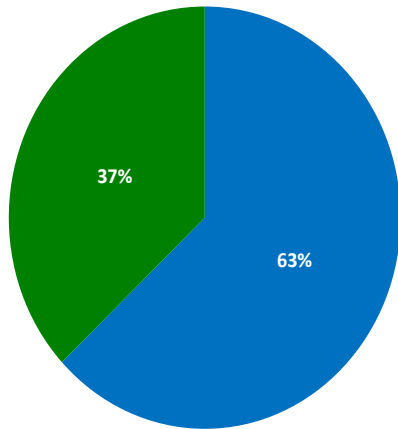
Communication Skills - Breast Cancer



■ Excellent ■ Good ■ Neutral ■ Fair ■ Poor

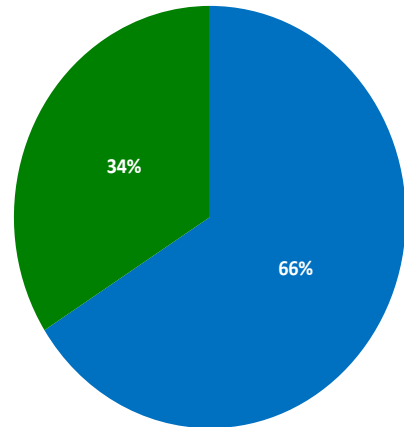
Overall Feedback

Communication Skills - Colorectal Cancer



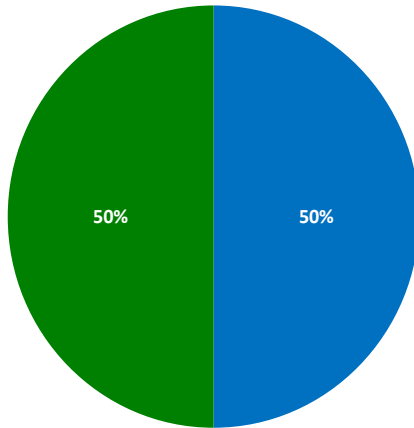
■ Excellent ■ Good ■ Neutral ■ Fair ■ Poor

Communication Skills - Referral to Level 3 Care and Carcinoid Tumour



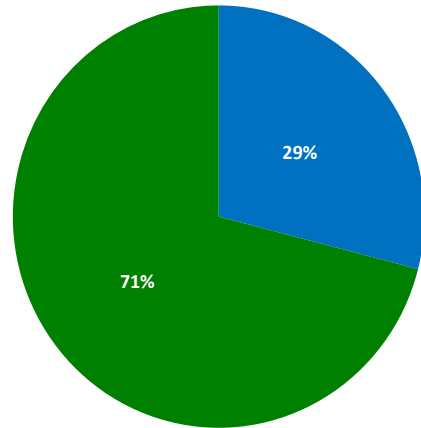
■ Excellent ■ Good ■ Neutral ■ Fair ■ Poor

How were the facilities and venue?



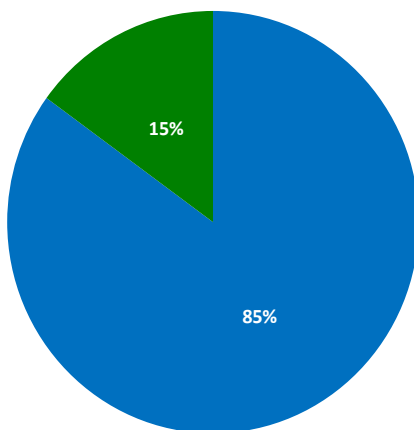
■ Excellent ■ Good ■ Neutral ■ Fair ■ Poor

How were the refreshments and lunch?



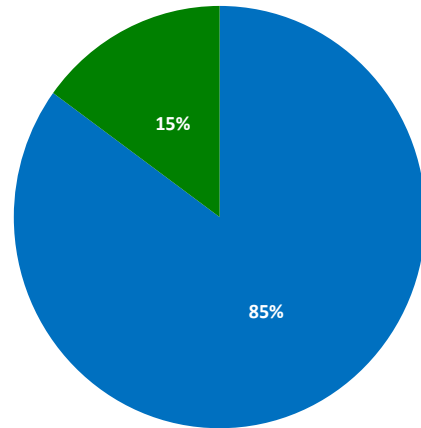
■ Excellent ■ Good ■ Neutral ■ Fair ■ Poor

How was the general friendliness of the faculty and organisers?



■ Very friendly ■ Friendly ■ Neutral ■ Not very friendly ■ Can't comment

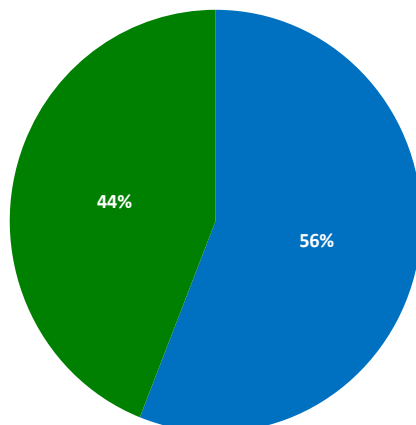
Would you recommend this course to a friend?



■ Most certainly ■ Certainly ■ Probably ■ Unlikely ■ Not at all

Overall Feedback

Do you think that this course provided good value for money?



■ Most certainly ■ Certainly ■ Probably ■ Unlikely ■ Not at all

Individual Comments

The course was excellent impressive overview and detail. Faculty were all very knowledgeable and approachable. Definitely helped me feel more prepared and helped structure my revision for upcoming MRCS part B exam.

HD

Heart of England NHS Foundation Trust, United Kingdom

Excellent course and very detailed anatomy teaching.

PV

Birmingham Heartlands Hospital, Birmingham, United Kingdom

Excellent course well organised.

AA

Margate hospital, QEQM Kent, United Kingdom

Excellent course.

AA

Margate hospital, QEQM Kent, United Kingdom

Very useful and targeted to the exam.

BH

Leicester General Hospital, Leicester, United Kingdom

Excellent.

YA

Guy's and St Thomas' Hospital NHS Foundation Trust, United Kingdom

Fantastic.

TK

Ninewells Hospital, Ninewells, United Kingdom

Great!!

UB

Leicester Hospitals Trust, Leicester, United Kingdom

Excellent. Well worth it for the money.

MM

Addenbrooke's Hospital, Cambridge, United Kingdom

Great.

MG

Cambridge University Hospitals NHS Foundation Trust, United Kingdom

Individual Comments

Good.

ZE

Sussex Partnership NHS Foundation Trust, United Kingdom

Fantastic Course! Thank you to all the faculty!

JW

Prince Charles Hospital, Merthyr Tydfil, United Kingdom

The course was overall excellent and I would like to thank Prof Enoch, Dr Williams and all the faculty for an intense but brilliant experience that has prepared me well for the OSCE.

AM

Russells Hall Hospital, Dudley, United Kingdom

The course is well organised and packaged. It is very relevant as well.

VS

William Harvey Hospital, Willesborough, United Kingdom

Really loved the day with the prosections in the anatomy room and the mock steeplechase - most useful part of the course. Also loved Conor the neurosurgery registrar's enthusiasm and knowledge in particular - his teaching was particularly transformative in helping us understand skull base anatomy.

ZL

Morrison Hospital, Swansea, United Kingdom

Fantastic anatomy teaching. Very thorough MSK exams. Procedural practice was also excellent.

SC

University Hospital of Wales, Cardiff, United Kingdom

Brilliant course.

JS

Royal Free Hospital, London, United Kingdom

Was a good knowledge consolidation and practice event.

MA

Sherwood Forest Hospitals NHS Foundation Trust, United Kingdom

Good course to prepare for exam.

VN

East Surrey Hospital, Redhill, United Kingdom

Brilliant.

IN

Cambridge University Hospitals NHS Foundation Trust, United Kingdom

Individual Comments

Very relevant for MRCS.

SR

Royal Liverpool Hospital, Liverpool, United Kingdom

Very helpful thank you.

DT

Northern General Hospital, Sheffield, United Kingdom

Very well organized.

RW

Morrison Hospital, Swansea, United Kingdom



DOCTORS ACADEMY

BETTER EDUCATION. BETTER HEALTH.

Doctors Academy is a UK-based International Non-Profit Organisation comprising of doctors, dentists and scientists that undertakes a diverse range of educational activities globally. The aim of the Academy is to disseminate information and exchange medical knowledge between professionals from diverse backgrounds working in a variety of healthcare settings. This is achieved by the provision of a number of attendance courses, publishing house, online resources and international events / competitions.

Courses (a selection):

Undergraduate:

- Final Year Medicine and Surgical Revision Courses
- Training the Clinical Anatomy Trainer
- Clinical Anatomy as Applied to Trauma and Emergency Medicine
- Surgical Anatomy of Important Operative Procedures
- Future Surgeons: Key Skills (RCSEd delivered)
- Structured Introduction to Surgical Skills

Postgraduate:

- MRCS Part A
- MRCEM Part A
- MRCS Part B OSCE
- DOHNS: Intensive Revision & OSCE
- Intercollegiate Basic Surgical Skills (RCSEd delivered)
- MRCP PACES Part 2
- FRCS (General Surgery) Exit Exam
- Cadaveric Ultrasound-Guided Musculoskeletal Intervention Course
- Ultrasound-Assisted Botulinum Toxin Injection for Neuromuscular Disorders
- Live Advanced Laparoscopic Colorectal Course



Forthcoming key events:

- International Medical Summer School
- International Academic and Research Conference
- World University Anatomy Challenge

Publications



publications.doctorsacademy.org

World Journal of Medical Education & Research



Peer-reviewed academic journal
with ISSN.

- No fee to view, read and download articles
- No subscription charges
- No submission fees
- No manuscript processing fee
- No publishing fee
- No cost to read, write or publish!

wjmer.co.uk

Online Revision Resources

DoctorExams consists of 1000s of questions with detailed explanations in MCQ, EMQ, SBA and SAQ formats. Questions are written by the Doctors Academy group of experienced clinicians and clinical academics, with mock exams and feedback on performance included to aid a candidate's focused revision of topics. Based on past exams, these questions are carefully crafted to suit the requirements of undergraduate students & postgraduate trainees undertaking relevant speciality exams.

Resources for:

- Medical Students
- Dental Students
- International Entrance Exams
- MRCS Exams
- General Surgery Exams
- Plastic Surgery Exams
- DOHNS Exams

www.doctorexams.co.uk

www.doctorsacademy.org