

Cardiff MRCS OSCE Course: Four-Day Preparatory Course for MRCS OSCE



Feedback - September 2021

Cardiff MRCS OSCE Course: Four-Day Preparatory Course for MRCS OSCE

This four-day preparatory course provided the attendee with a thorough understanding of the topics on which to focus and the areas to prepare for the MRCS OSCE. The course was delivered through a robust method of small group teaching, individual OSCEs and interactive discussions, all of which aimed to guide the attendee to prepare for each component of the exam (all stations were covered during the four days).

Day 1 focused on the knowledge component, with emphasis primarily placed on surgical anatomy and surgical pathology. Day 2 was divided into a morning session that covered clinical and procedural skills and an afternoon session that covered applied surgical sciences and critical care. Day 3 consisted of a series of mock vivas, complemented by practicing answering high-yield topics in basic sciences. Day 4 consisted of clinical examination stations in the morning and communication skills stations in the afternoon.

The programme and the teaching sessions reflected the changes introduced to the exam due to the COVID-19 pandemic. The course was delivered in a socially distanced manner, with all appropriate precautions taken in order to comply with the regulatory guidelines.

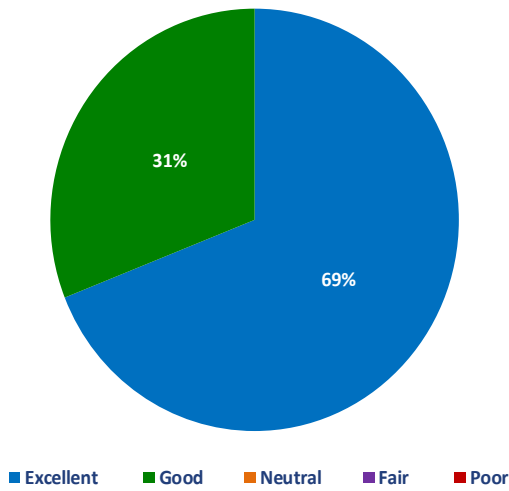
Course Information

Venue:	College of Physicians and Surgeons of Cardiff, Cardiff Bay, Cardiff; School of Biosciences, Cardiff University
Dates:	23rd - 26th September 2021
Attendance:	39 Delegates
Aimed at:	Candidates Preparing for the MRCS OSCE Examination
Course Fee:	£795.00

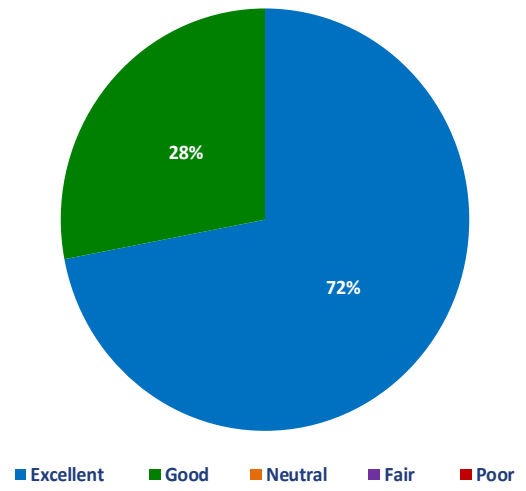


Overall Feedback

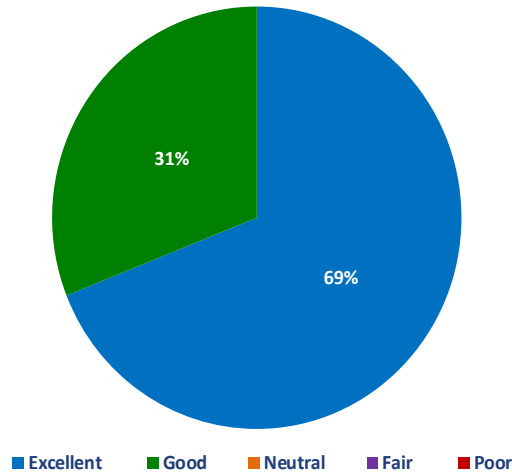
How was the clarity of the sessions?



How would you rate the general academic standard of the tutors?

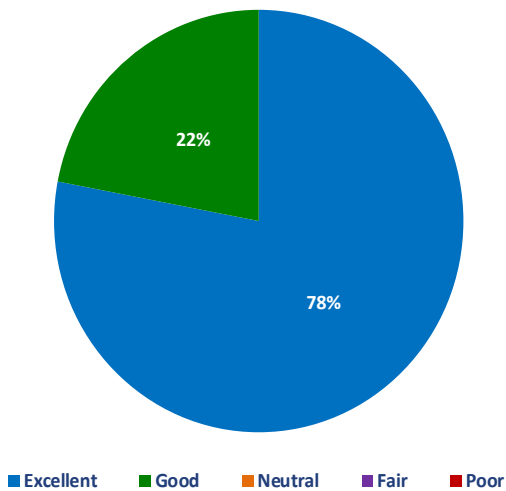


How do you rate the relevance of the course to your studies?

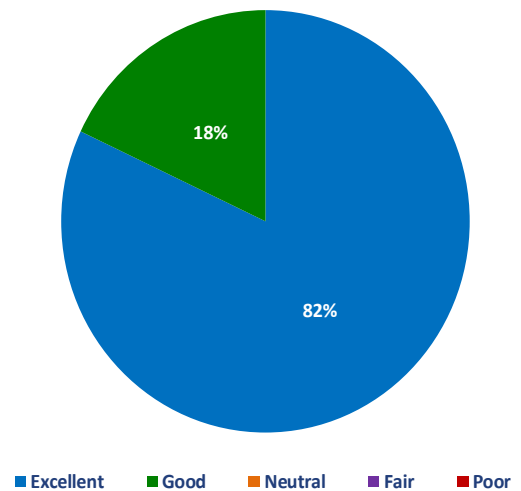


Thursday 23rd September (Surgical Anatomy and Relevant Pathology):

Skull Base, Head and Face

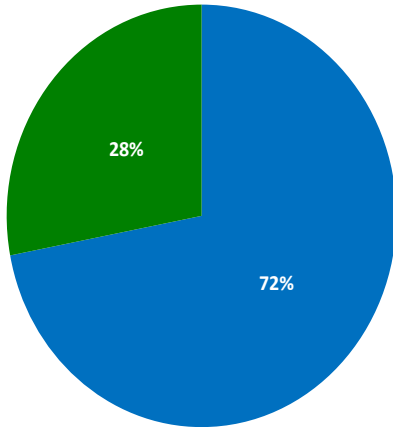


Neck, Neck Swellings, Larynx



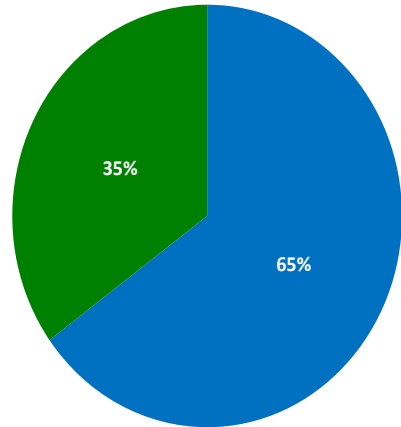
Overall Feedback

Thorax, Mediastinum and Oesophagus



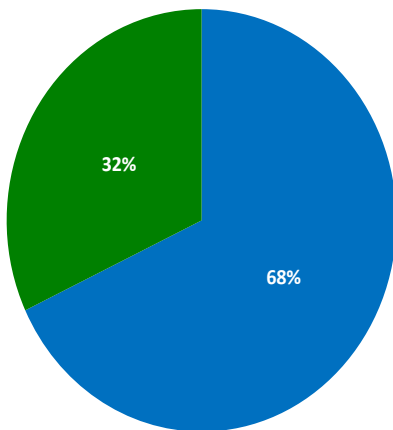
■ Excellent ■ Good ■ Neutral ■ Fair ■ Poor

Heart and Lung



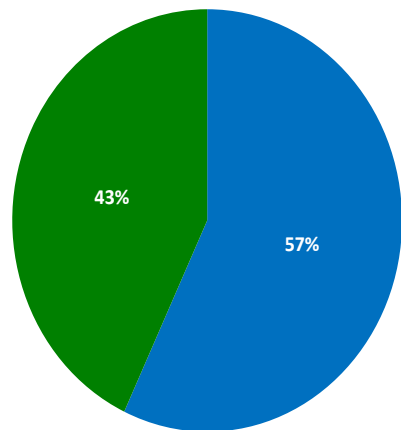
■ Excellent ■ Good ■ Neutral ■ Fair ■ Poor

Brachial Plexus and Upper Limb



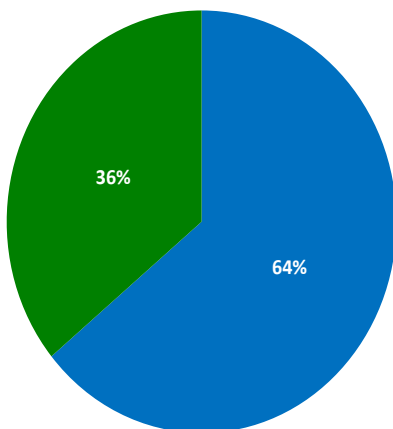
■ Excellent ■ Good ■ Neutral ■ Fair ■ Poor

Upper Limb Nerve Injuries



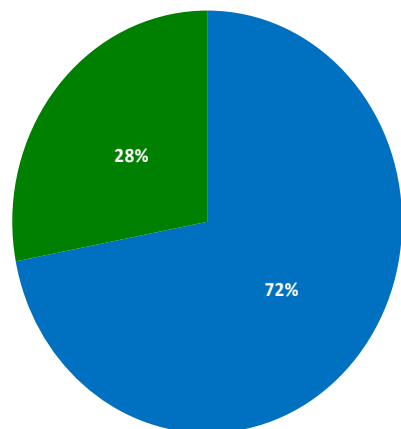
■ Excellent ■ Good ■ Neutral ■ Fair ■ Poor

General Abdomen



■ Excellent ■ Good ■ Neutral ■ Fair ■ Poor

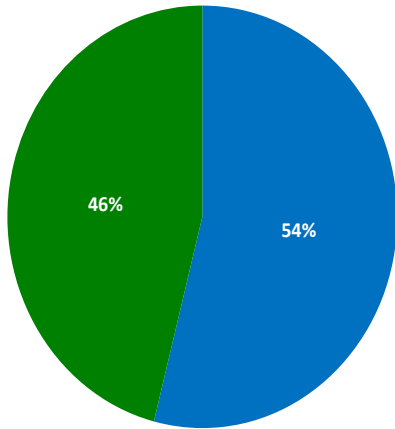
Abdominal Organs (Solid and Hollow)



■ Excellent ■ Good ■ Neutral ■ Fair ■ Poor

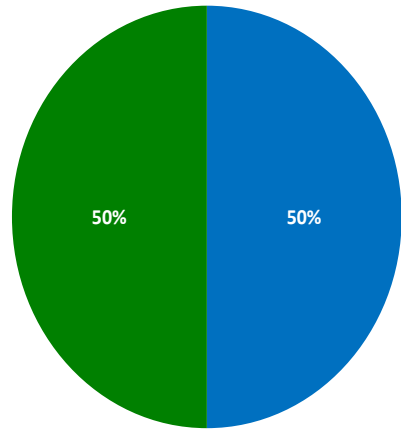
Overall Feedback

Carcinoid Syndrome



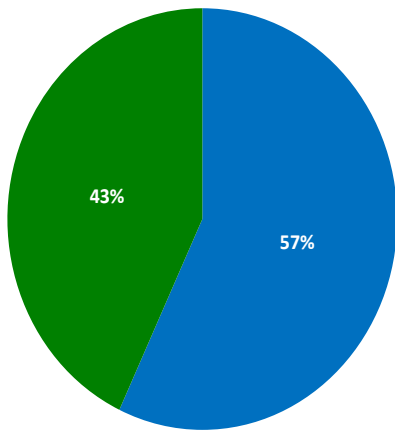
■ Excellent ■ Good ■ Neutral ■ Fair ■ Poor

Pheochromocytoma



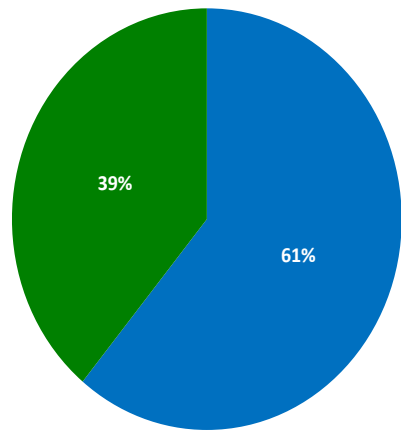
■ Excellent ■ Good ■ Neutral ■ Fair ■ Poor

Pelvis and Perineum



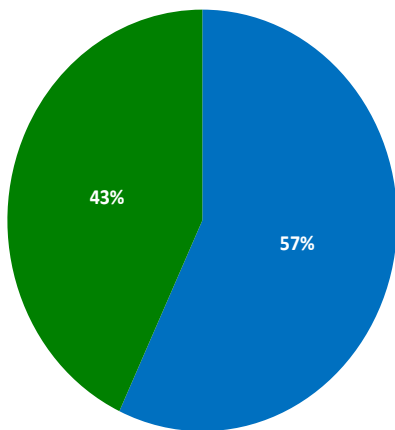
■ Excellent ■ Good ■ Neutral ■ Fair ■ Poor

Spinal Cord and Spinal Cord Syndromes



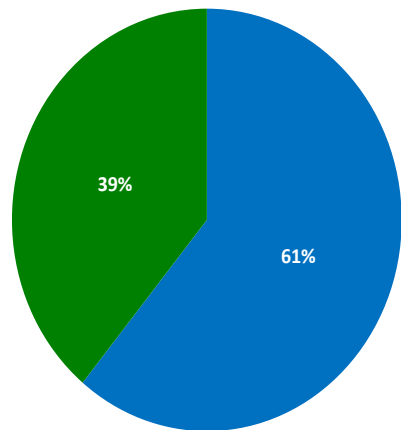
■ Excellent ■ Good ■ Neutral ■ Fair ■ Poor

Lumbosacral Plexus



■ Excellent ■ Good ■ Neutral ■ Fair ■ Poor

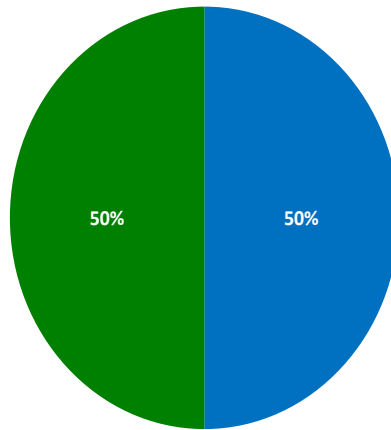
Lower Limb



■ Excellent ■ Good ■ Neutral ■ Fair ■ Poor

Overall Feedback

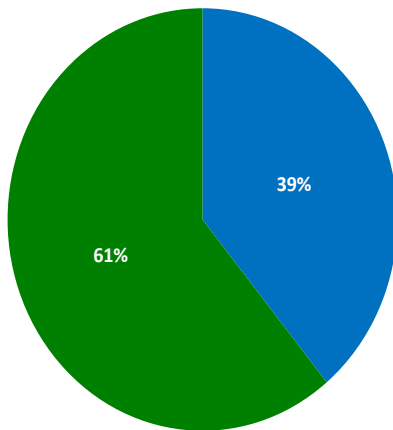
Lower Limb Nerve Injuries



■ Excellent ■ Good ■ Neutral ■ Fair ■ Poor

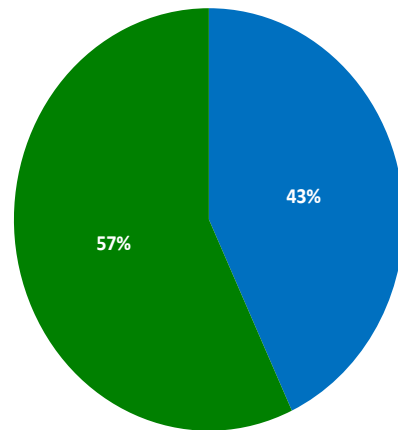
Friday 24th September (Clinical and Procedural Skills; Applied Surgical Sciences):

Lumbar Puncture (Discussion)



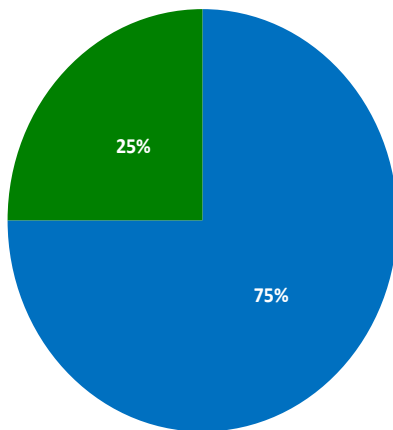
■ Excellent ■ Good ■ Neutral ■ Fair ■ Poor

Wound Debridement



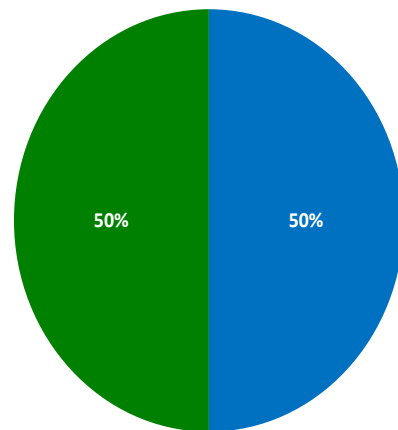
■ Excellent ■ Good ■ Neutral ■ Fair ■ Poor

FNAC



■ Excellent ■ Good ■ Neutral ■ Fair ■ Poor

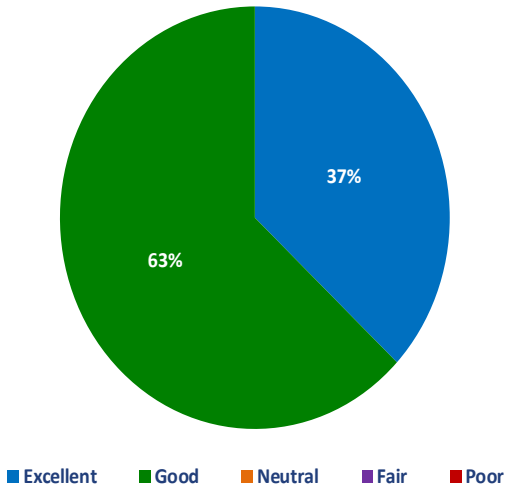
Cannulation and ABG Results (Discussion)



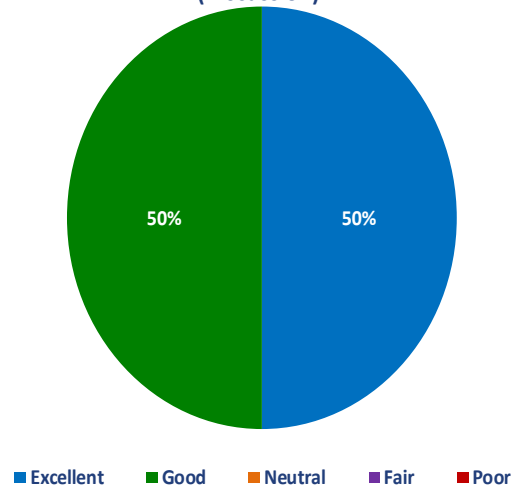
■ Excellent ■ Good ■ Neutral ■ Fair ■ Poor

Overall Feedback

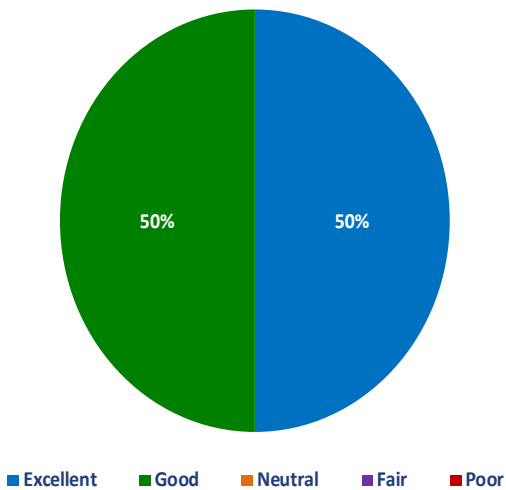
Chest Drain Insertion (Discussion)



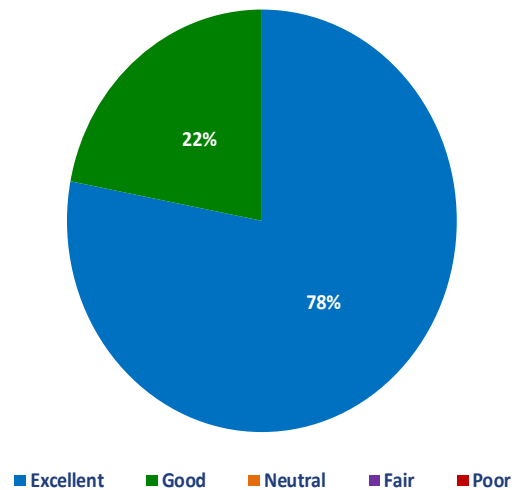
Catheterisation and Pelvic Trauma (Discussion)



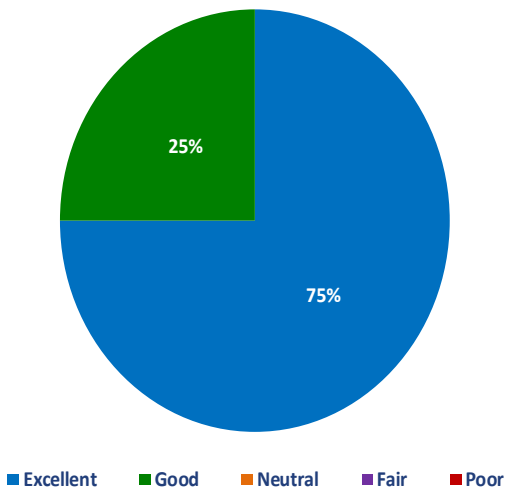
ATLS (Discussion)



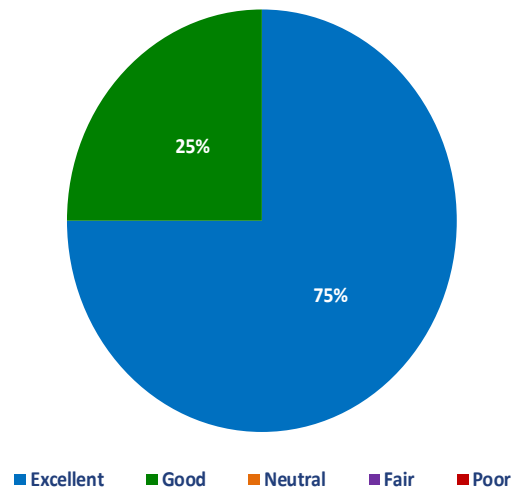
Knot Tying



Excision of a Lesion and Suturing

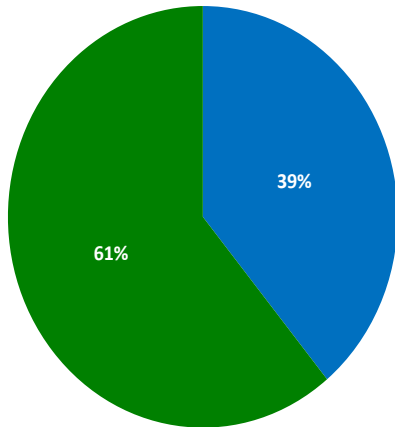


Sutures and Suture Materials



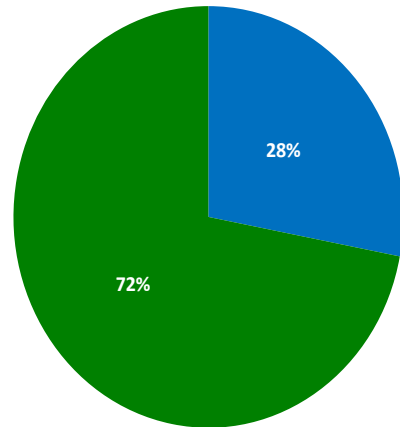
Overall Feedback

Respiratory Physiology – Critical Care 1



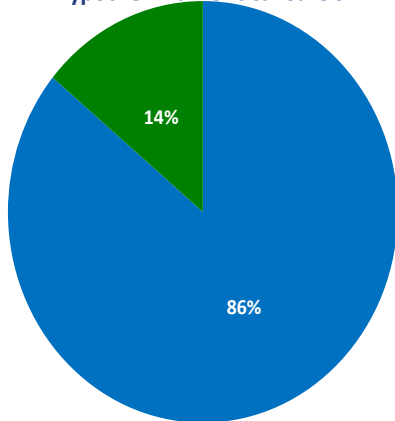
■ Excellent ■ Good ■ Neutral ■ Fair ■ Poor

General Physiology – Critical Care 2



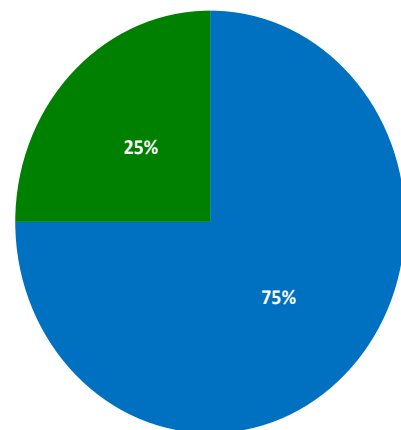
■ Excellent ■ Good ■ Neutral ■ Fair ■ Poor

Burns, Trauma Physiology, Sepsis and Hypothermia – Critical Care 3



■ Excellent ■ Good ■ Neutral ■ Fair ■ Poor

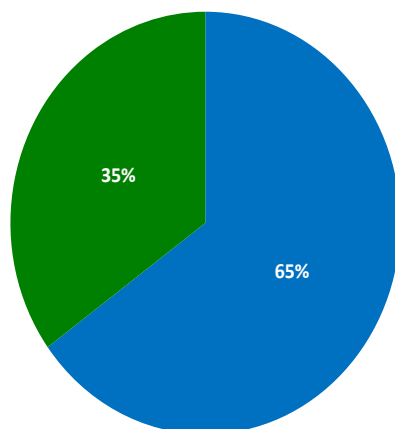
Cardiac and Nutritional Physiology – Critical Care 4



■ Excellent ■ Good ■ Neutral ■ Fair ■ Poor

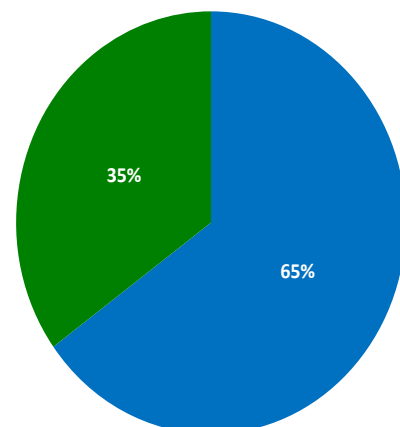
Saturday 25th September (Revision of Surgical Anatomy and Surgical Pathology):

Dissection Room – Head and Neck Anatomy



■ Excellent ■ Good ■ Neutral ■ Fair ■ Poor

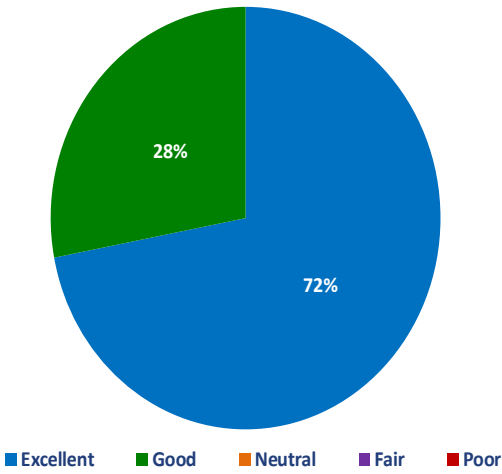
Dissection Room – Abdominal Wall, Hollow Organs and CT Images



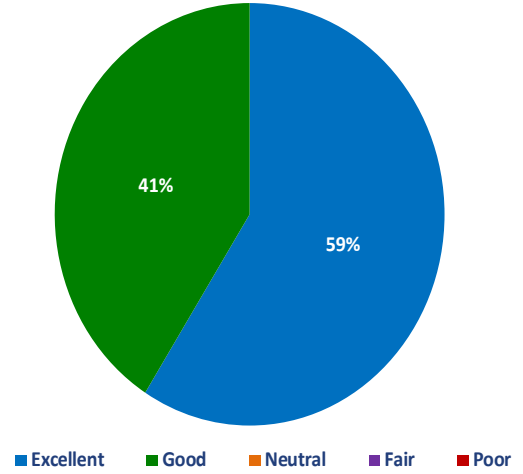
■ Excellent ■ Good ■ Neutral ■ Fair ■ Poor

Overall Feedback

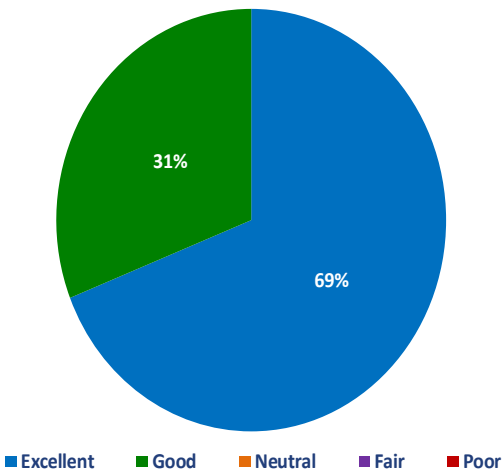
Dissection Room – Solid Organs of the Abdomen, Reproductive Organs, Pelvis and Perineum



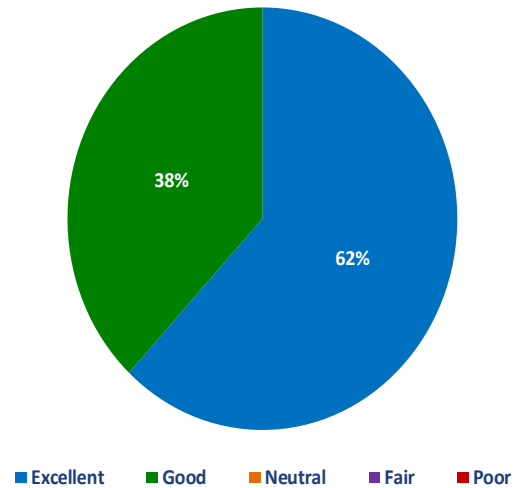
Dissection Room – Upper Limb with Osteology



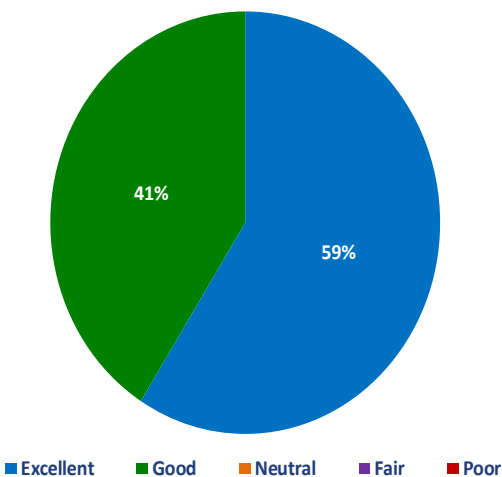
Dissection Room – Lower Limb with Osteology



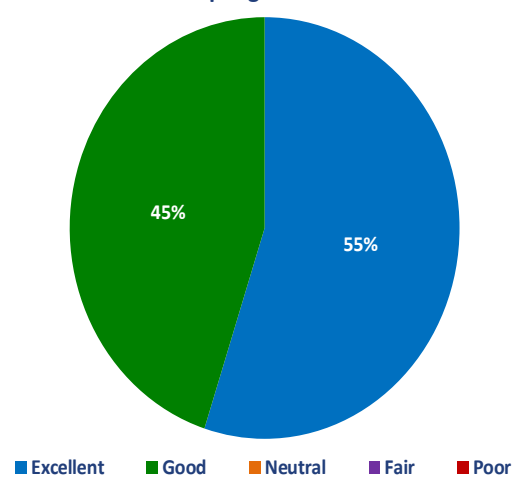
Pathology – Malignant Melanoma



Pathology – Thyroid Pathologies and Cancers

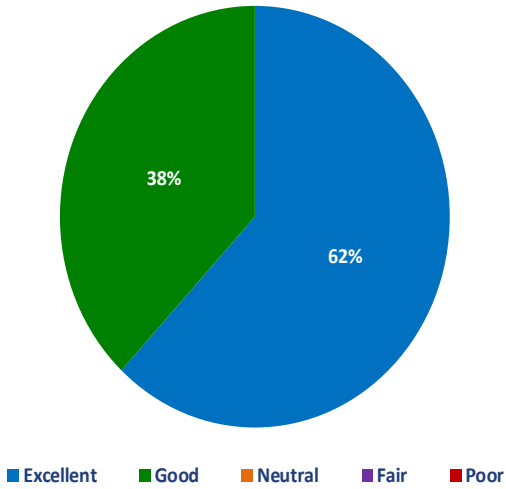


Pathology – Dysphagia, Barrett's and Oesophageal Cancer

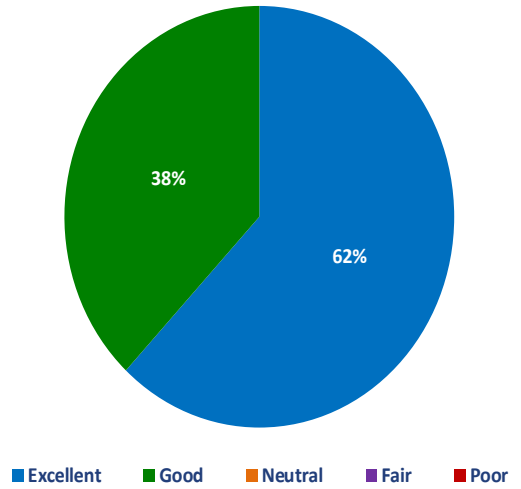


Overall Feedback

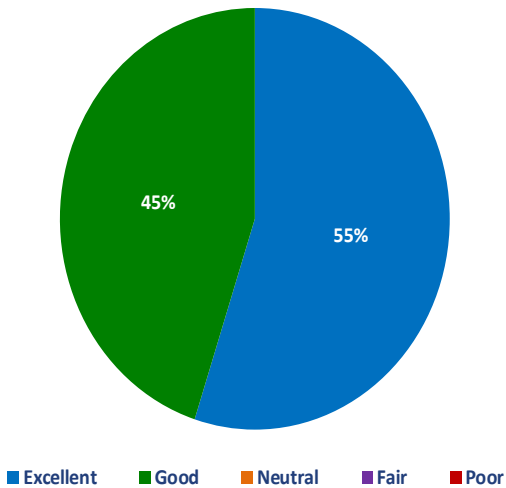
Pathology – Inflammatory Bowel Diseases



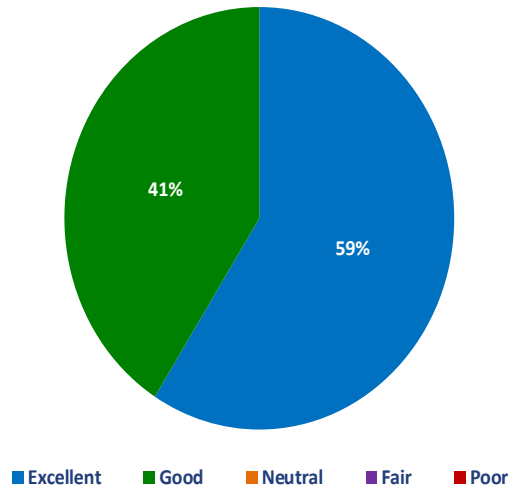
Pathology – Colorectal Cancers



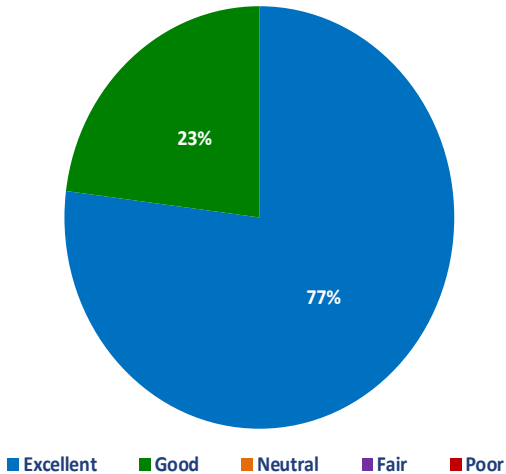
Pathology – Testicular Cancers



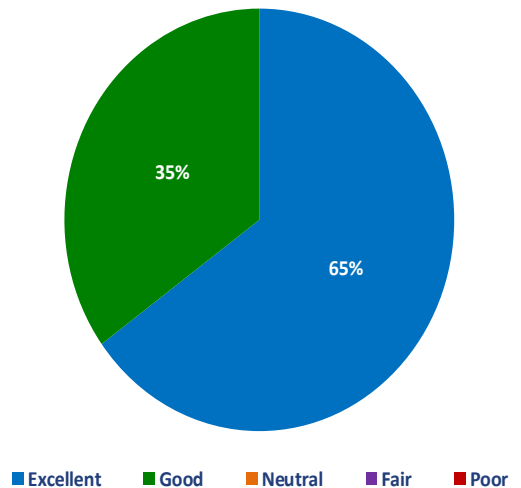
Pathology – Prostate Cancer



Pathology – Salivary Gland Swelling and Tumours



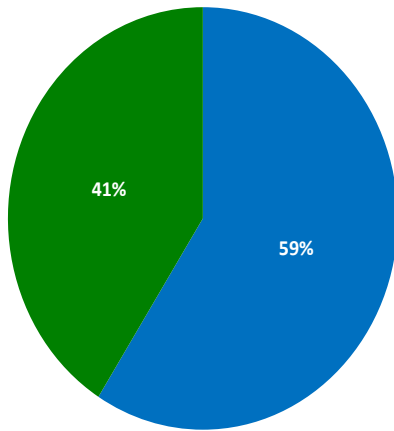
Pathology – Breast Pathologies and Cancers



Overall Feedback

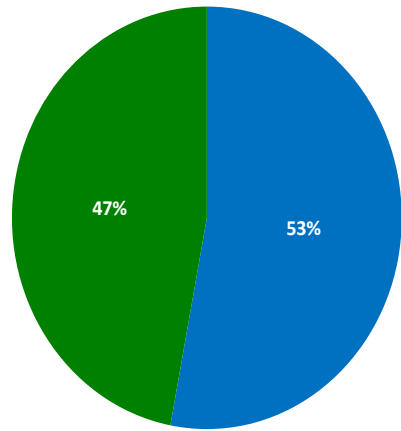
Sunday 26th September (Clinical Examination and Communication Skills):

Examination of the Head and Neck



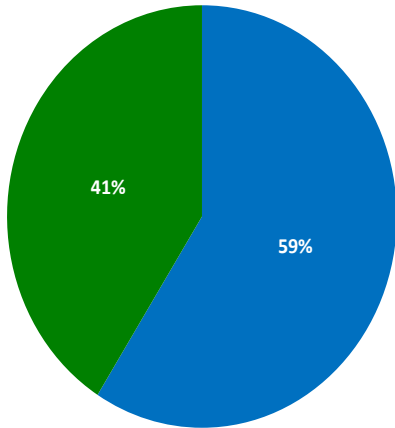
■ Excellent ■ Good ■ Neutral ■ Fair ■ Poor

Examination of the Shoulder and Back



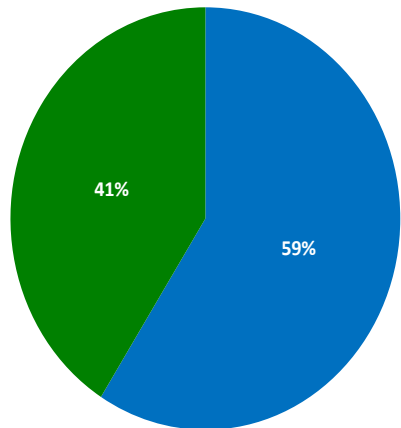
■ Excellent ■ Good ■ Neutral ■ Fair ■ Poor

Examination of Cranial Nerves, Neck and Submandibular Gland



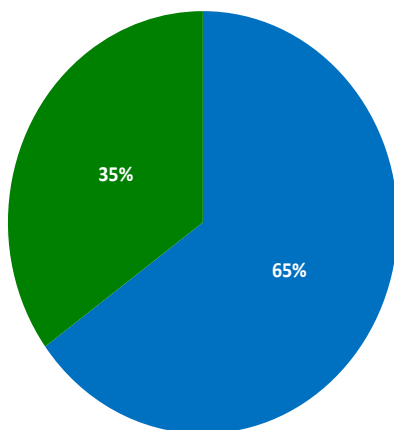
■ Excellent ■ Good ■ Neutral ■ Fair ■ Poor

Examination of the Abdomen, Hernia, and AV Fistula



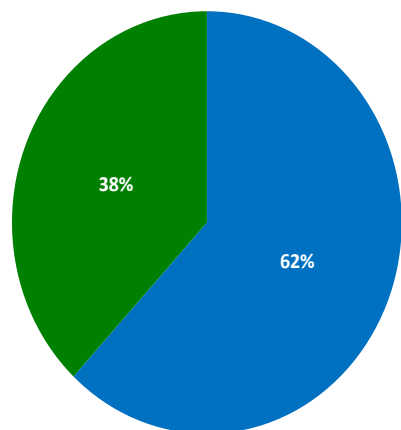
■ Excellent ■ Good ■ Neutral ■ Fair ■ Poor

Examination of Varicose Veins



■ Excellent ■ Good ■ Neutral ■ Fair ■ Poor

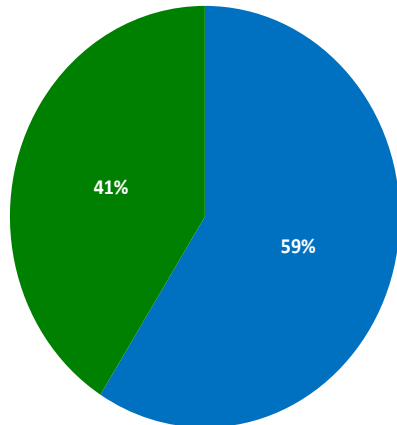
Examination of the Arterial System



■ Excellent ■ Good ■ Neutral ■ Fair ■ Poor

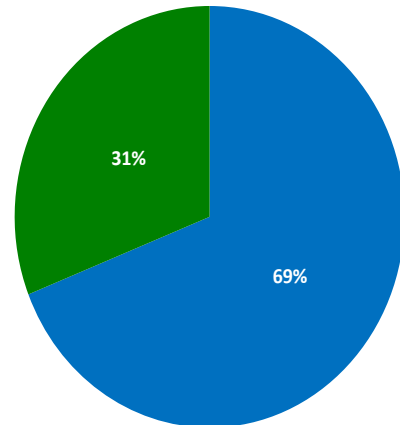
Overall Feedback

Communication Skills - Breast Cancer
(History and Information Giving)



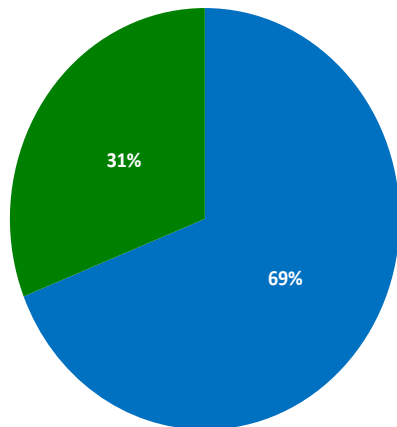
■ Excellent ■ Good ■ Neutral ■ Fair ■ Poor

Communication Skills - Back Pain (Metastatic Cancer)



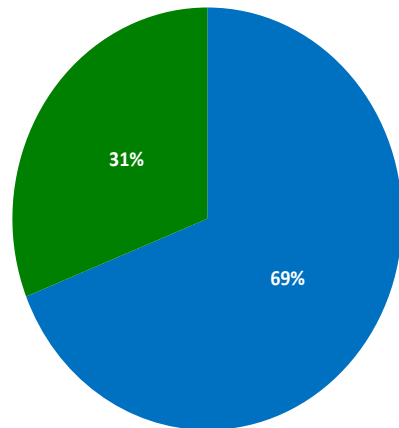
■ Excellent ■ Good ■ Neutral ■ Fair ■ Poor

Communication Skills - Colorectal Cancer
(History and Breaking Bad News)



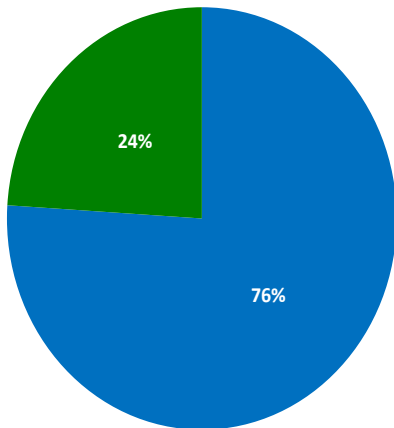
■ Excellent ■ Good ■ Neutral ■ Fair ■ Poor

Communication Skills - Consent for OGD



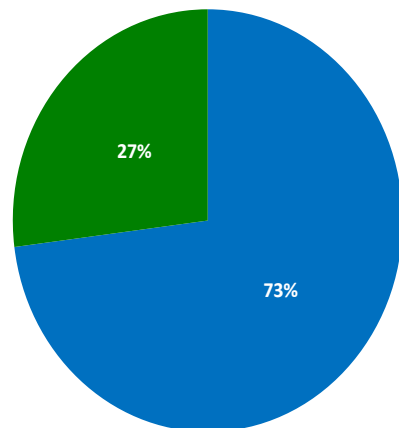
■ Excellent ■ Good ■ Neutral ■ Fair ■ Poor

Communication Skills - Consent for Knee Arthroscopy



■ Excellent ■ Good ■ Neutral ■ Fair ■ Poor

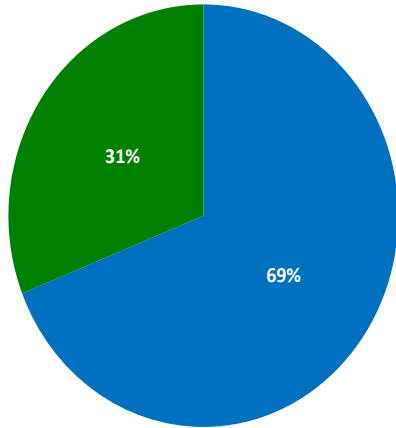
Communication Skills - Telephone Conversation with Consultant



■ Excellent ■ Good ■ Neutral ■ Fair ■ Poor

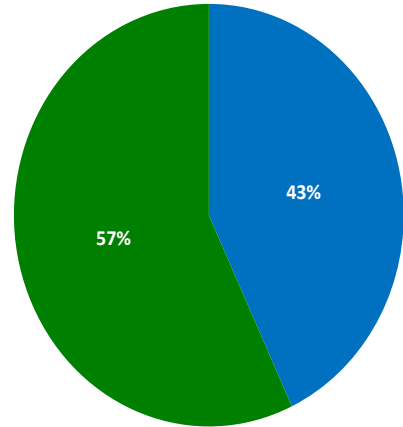
Overall Feedback

Communication Skills - Assessing Capacity for Hemi-Arthroplasty



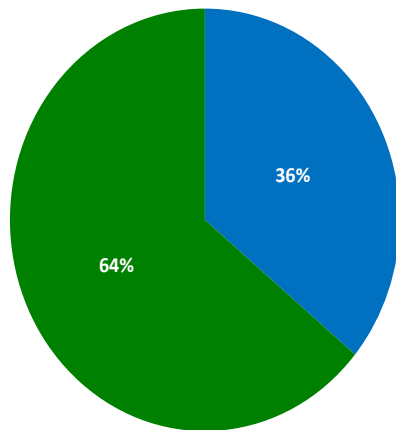
■ Excellent ■ Good ■ Neutral ■ Fair ■ Poor

Communication Skills - Self Discharge



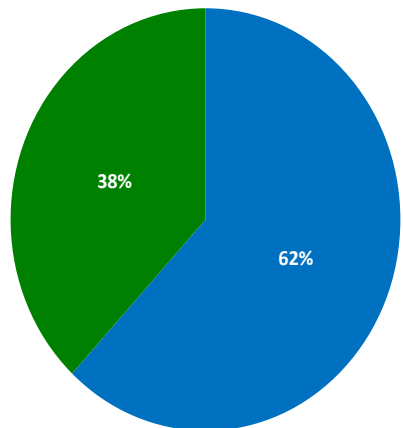
■ Excellent ■ Good ■ Neutral ■ Fair ■ Poor

Communication Skills - Cancelled Operation



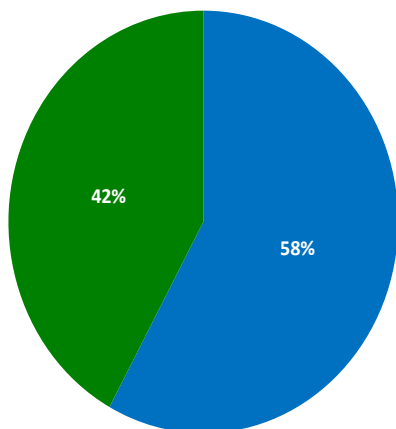
■ Excellent ■ Good ■ Neutral ■ Fair ■ Poor

Communication Skills - History Taking for Upper Abdominal Pain



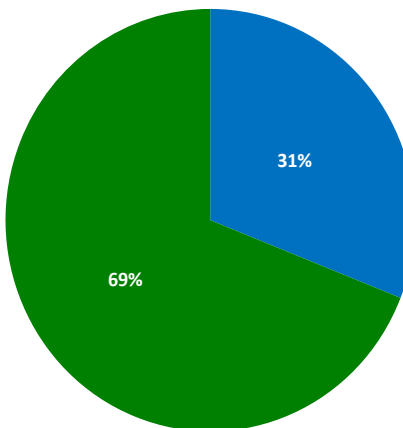
■ Excellent ■ Good ■ Neutral ■ Fair ■ Poor

Communication Skills - Consent for Laparoscopic Cholecystectomy



■ Excellent ■ Good ■ Neutral ■ Fair ■ Poor

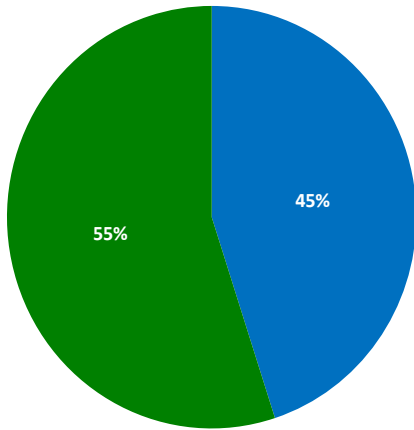
How were the facilities and venue?



■ Excellent ■ Good ■ Neutral ■ Fair ■ Poor

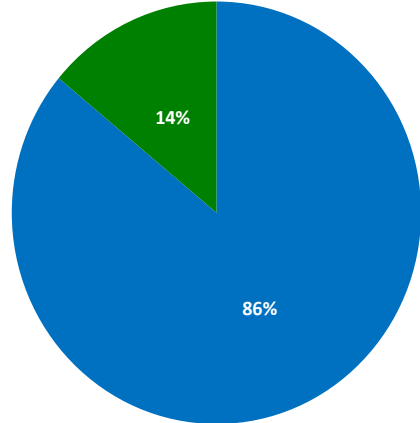
Overall Feedback

How were the refreshments and lunch?



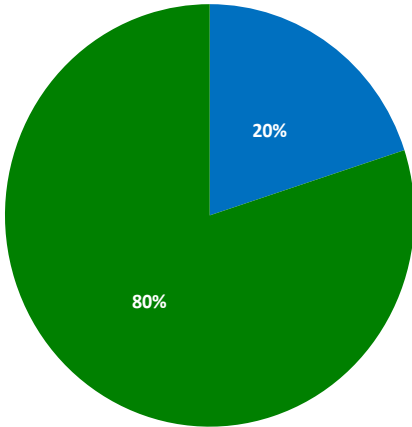
■ Excellent ■ Good ■ Neutral ■ Fair ■ Poor

How was the general friendliness of the faculty and organisers?



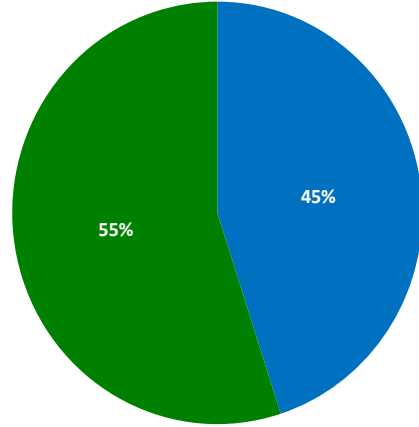
■ Very friendly ■ Friendly ■ Neutral ■ Not very friendly ■ Can't comment

Would you recommend this course to a friend?



■ Most certainly ■ Certainly ■ Probably ■ Unlikely ■ Not at all

Do you think that this course provided good value for money?



■ Most certainly ■ Certainly ■ Probably ■ Unlikely ■ Not at all

Individual Comments

Very good selection of all relevant exam topics.

MB

Wrightington, Wigan and Leigh NHS Trust, United Kingdom

Well organised course with excellent faculty - provided an excellent overview of topics required for MRCS B with plenty opportunity to practice in small groups with feedback from faculty.

AE

Kingston Hospital, Kingston upon Thames, United Kingdom

Good organisation and coverage of content.

RL

Royal Derby Hospital, Derby, United Kingdom

It was a very informative course. I really liked Prof Enochs teaching. He is indeed the best teacher I've ever had so far. Thank you very much for your efforts Prof.

MK

Medway Maritime Hospital, Kent, United Kingdom

I found it very useful, it definitely helped me to fill my knowledge gap. I would advise candidates take the course at least 1month before their exams.

NO

Nottingham University Hospitals NHS Trust, United Kingdom

Very good.

AC

Cheltenham General Hospital, Cheltenham, United Kingdom

Excellent course from beginning to end. Thank you.

DP

Chesterfield Royal Hospital NHS Foundation Trust, United Kingdom

It was very supportive. I wish I did the course earlier.

EC

Barking Havering and Redbridge Hospitals NHS Trust, United Kingdom

Good overall course with extensive coverage. Feel more comfortable following this.

DG

Belfast Health and Social Care Trust, United Kingdom

Individual Comments

I think it is a mandatory course to pass MRCS.

HY
BMG Hospital

I felt the smaller setting/venue for lectures was excellent as it ensured interactivity throughout the course.

PC
Mrriston Hospital, Swansea, United Kingdom

The course is very thorough and provided good overall coverage of the exam. As non UK trainee I found it very helpful and I have learned a lot of things I did not know, especially for the examination part. Very good course.

RJ
Broomfield Hospital, Chelmsford, United Kingdom

It was very helpful to brush through the syllabus and all that we need for the course.

SN
The Hull University Teaching Hospitals NHS Trust, United Kingdom

Absolutely relevant! Excellent job by Prof Enoch and the Team!

RB
Doncaster and Bassetlaw Teaching Hospitals NHS Foundation Trust, United Kingdom

Excellent course - thank you very much for organising.

TB
Queen's Hospital, Romford, United Kingdom

Well structured and conducted.Thank you:-)

NM
PRS Hospital Pvt Ltd., India

The course has grossly increased my knowledge and skills not just for the exams, but for my overall practice

SA
Royal Shrewsbury Hospital, Shrewsbury, United Kingdom

Excellent course.

GK
University Hospital of Wales, Cardiff, United Kingdom



DOCTORS ACADEMY

BETTER EDUCATION. BETTER HEALTH.

Doctors Academy is a UK-based International Non-Profit Organisation comprising of doctors, dentists and scientists that undertakes a diverse range of educational activities globally. The aim of the Academy is to disseminate information and exchange medical knowledge between professionals from diverse backgrounds working in a variety of healthcare settings. This is achieved by the provision of a number of attendance courses, publishing house, online resources and international events / competitions.

Courses (a selection):

Undergraduate:

- Final Year Medicine and Surgical Revision Courses
- Training the Clinical Anatomy Trainer
- Clinical Anatomy as Applied to Trauma and Emergency Medicine
- Surgical Anatomy of Important Operative Procedures
- Future Surgeons: Key Skills (RCSEd delivered)
- Structured Introduction to Surgical Skills

Postgraduate:

- MRCS Part A
- MRCEM Part A
- MRCS Part B OSCE
- DOHNS: Intensive Revision & OSCE
- Intercollegiate Basic Surgical Skills (RCSEd delivered)
- MRCP PACES Part 2
- FRCS (General Surgery) Exit Exam
- Cadaveric Ultrasound-Guided Musculoskeletal Intervention Course
- Ultrasound-Assisted Botulinum Toxin Injection for Neuromuscular Disorders
- Live Advanced Laparoscopic Colorectal Course



Forthcoming key events:

- International Medical Summer School
- International Academic and Research Conference
- World University Anatomy Challenge

Publications



publications.doctorsacademy.org

World Journal of Medical Education & Research



Peer-reviewed academic journal
with ISSN.

- No fee to view, read and download articles
- No subscription charges
- No submission fees
- No manuscript processing fee
- No publishing fee
- No cost to read, write or publish!

wjmer.co.uk

Online Revision Resources

DoctorExams consists of 1000s of questions with detailed explanations in MCQ, EMQ, SBA and SAQ formats. Questions are written by the Doctors Academy group of experienced clinicians and clinical academics, with mock exams and feedback on performance included to aid a candidate's focused revision of topics. Based on past exams, these questions are carefully crafted to suit the requirements of undergraduate students & postgraduate trainees undertaking relevant speciality exams.

Resources for:

- Medical Students
- Dental Students
- International Entrance Exams
- MRCS Exams
- General Surgery Exams
- Plastic Surgery Exams
- DOHNS Exams

www.doctorexams.co.uk

www.doctorsacademy.org