



DOCTORS
ACADEMY
BETTER EDUCATION. **BETTER HEALTH.**

**Diploma in Otolaryngology -
Head & Neck Surgery (DOHNS):
Intensive Revision Course & OSCE**

Feedback - October 2015

Diploma in Otolaryngology - Head & Neck Surgery (DOHNS): Intensive Revision Course & OSCE

This intensive one-day course aimed to provide a focused revision for the DOHNS Clinical/OSCE exam for both Surgical and General Practice trainees with a specialist interest in ENT.

The content included clinical topics that regularly feature in the exam, that encompassed gross and microscopic anatomy of key areas, identification of common ENT pathology (including video and radiological analysis), interpretation of specialist investigations and familiarisation with surgical and emergency equipment. There was a strong emphasis on the clinical application of this knowledge and the practical skills required for the exam. Candidates will also have the opportunity to perfect their examination skills and improve their communication skills, with focused history taking and consenting.

The course concluded with a mock OSCE examination, which provided the opportunity for individuals to put into practice the skills they had acquired in front of real examiners under real exam conditions.

Course Information

Course date:	17th October 2015
Venue:	Department of Anatomy, School of Biosciences, Park Place, Cardiff University, Wales, UK
Attendance:	12 Delegates
Aimed at:	Delegates looking to take the DOHNS Clinical/OSCE exam.
Course fee:	£210.00



Course Programme

0800 - 0820 **Welcome & introduction to format of the course; venue: E1.03**
Mr T Moorhouse & Mr S Enoch

0820 - 1100 Session A: Group lectures, venue: E1.03 (2x40mins, combined sessions);

- Ear – Mr B Stew
- Nose, Paranasal sinuses & Oral Cavity – Mr T Moorhouse

Session B: Group demonstrations, venue: E1.02 & E1.03 (2x40 mins, parallel sessions)

- Ear examination – B Stew
- Neck examination & FNE – Mr T Moorhouse

1100 - 1115

Coffee & refreshments

1115 - 1315 Session C: Communication skills, venue: E1.02 & E1.03 (4x30 mins, parallel sessions)

- History taking
- Breaking bad news
- Information giving
- Consent

Ms K Konieczny / Mr T Moorhouse / Mr B Stew

Session consists formal teaching followed by an open workshop involving scenarios accompanied by facilitators and formal feedback

Course Programme

1315 - 1400 (During lunch break):

- Equipment familiarisation
- Lecture: 'How to pass the OSCE first time'

1400 - 1520

Session D: Group demonstrations, venue: Dissection room (2x40mins, parallel sessions)

- 1a. Skull base anatomy (dry bones) – Ms K Konieczny
- 1b. Cranial nerves and vestibular assessment – Ms K Konieczny
- 2a. Neck anatomy (prosection) – Mr B Stew
- 2b. Larynx, Neck and Thyroid gland (lecture) – Mr T Moorhouse

Topographical and surface anatomy will also be demonstrated. Appropriate radiographs and other imaging as well as pathological slides will be used as aids.

1520 - 1605

Session E: Group lecture, venue: E1.03 (45 mins)

- Hearing and balance analysis – Mr B Stew

1605 - 1620

Coffee & refreshments

1620 – 1830

VIVA AND OSCE

Venue: E1.02-5

Co-ordinator:

Mr S Enoch

There will be Viva and OSCE stations, with additional rest stations, run under exam conditions. Some stations are manned and some are unmanned, these will run in conjunction as in the exam. Every candidate will go through all stations. Each viva and OSCE station will be for six minutes.

Examiners:

Ms K Konieczny, Mr T Moorhouse, Mr B Stew

1830

Summary and general feedback

1830

End of Course!

Faculty

Mr Toby Moorhouse, MB BCH, BSc, MRCS, DOHNS

Specialist Registrar Otolaryngology
All Wales Training Programme

Mr Stuart Enoch, MBBS, MRCSEd, PGCert (Med Sci), MRCS (Eng), PhD

Speciality Registrar in Plastic Surgery
University Hospitals of South and Central Manchester
Visiting Scientist – University of Manchester

Mr Benjamin Stew, MBBCh, MRCS, DOHNS

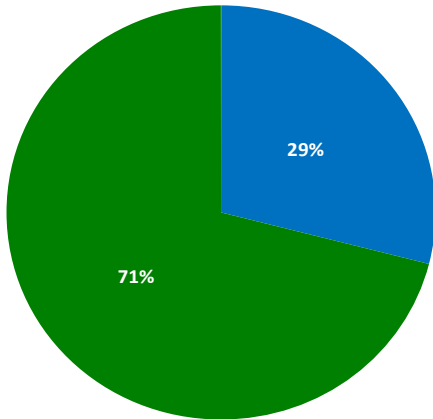
Speciality trainee in Otolaryngology
University Hospital of Wales, Cardiff

Ms Katarzyna Konieczny, MD, MRCS, DOHNS

Speciality Trainee in ENT
East Surrey Hospital

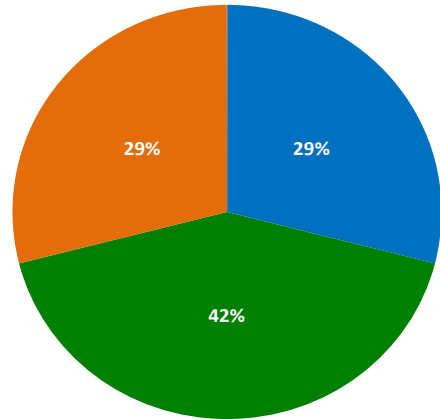
Overall Teaching Feedback

How was the teaching of the base of the skull?



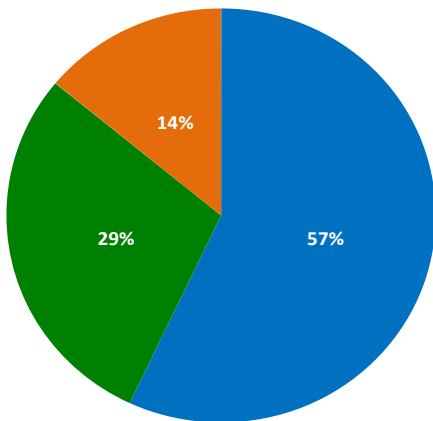
■ Excellent ■ Very good ■ Good ■ Fair ■ Poor

How was the teaching of cranial nerves and vestibulo-cochlear examination?



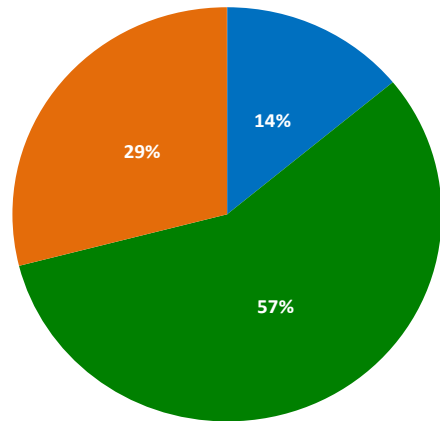
■ Excellent ■ Very good ■ Good ■ Fair ■ Poor

How was the teaching using prosection in the dissection room (Neck)?



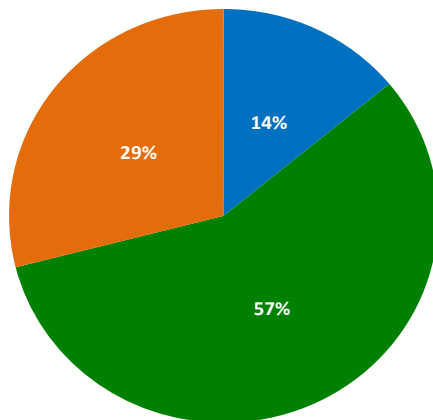
■ Excellent ■ Very good ■ Good ■ Fair ■ Poor

How was the clarity of the PowerPoint demonstrations?



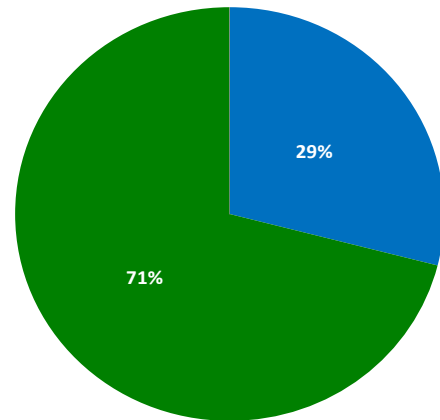
■ Excellent ■ Very good ■ Good ■ Fair ■ Poor

How would you rate the general academic standard of the lectures?



■ Excellent ■ Very good ■ Neutral ■ Fair ■ Poor

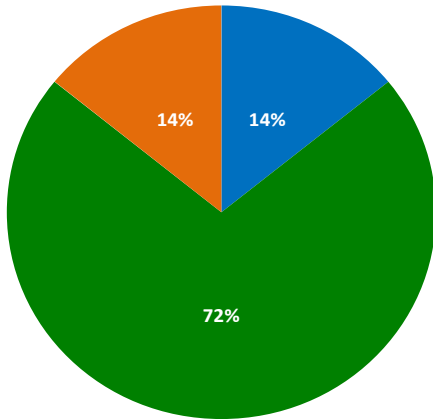
How would you rate the sessions on communication skills?



■ Excellent ■ Very good ■ Neutral ■ Fair ■ Poor

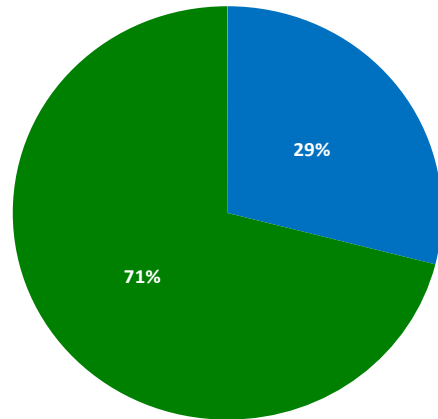
Overall Teaching Feedback

How do you rate the relevance of the course to your exam?



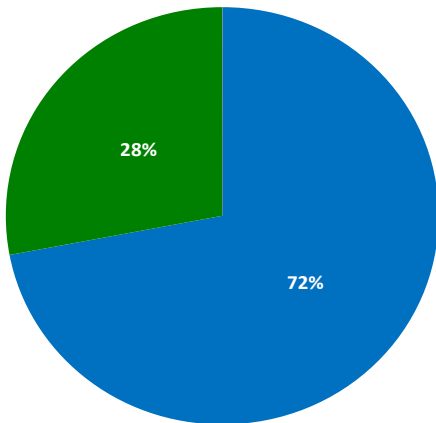
■ Excellent ■ Very good ■ Neutral ■ Fair ■ Poor

How useful was the mock OSCE (unmanned stations)?



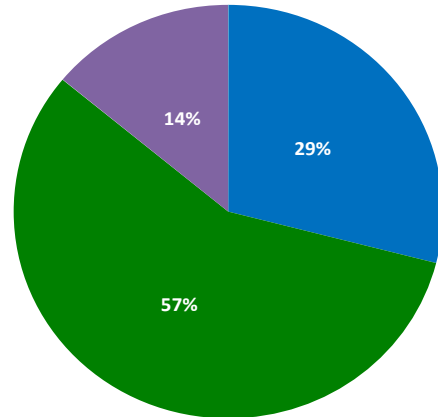
■ Very useful ■ Useful ■ Neutral ■ Limited usefulness ■ Useless

How useful was the viva on communication skills?



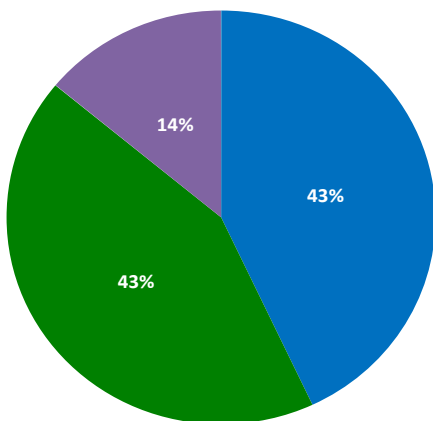
■ Very useful ■ Useful ■ Neutral ■ Limited usefulness ■ Useless

Do you feel that the course met your objectives for attending?



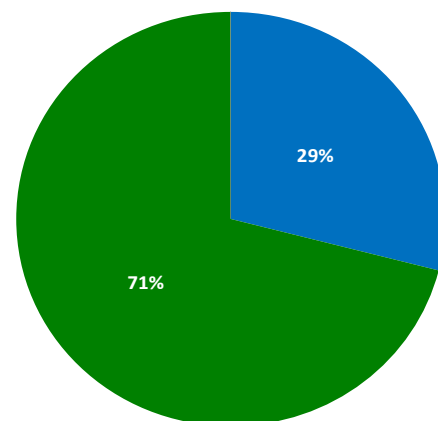
■ Most certainly ■ Certainly ■ Neutral ■ A small amount ■ Not at all

Do you feel that the course has given you more confidence to approach the exam?



■ Most certainly ■ Certainly ■ Neutral ■ A small amount ■ Not at all

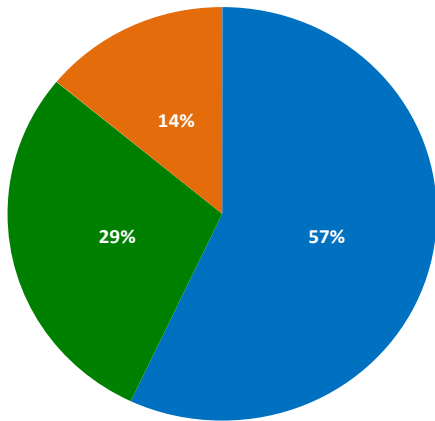
Cranial Nerves and Base of Skull



■ Excellent ■ Good ■ Neutral ■ Fair ■ Poor

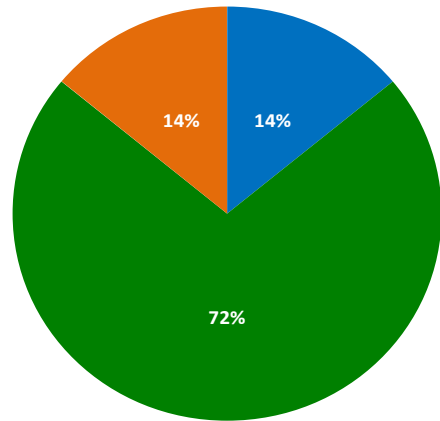
Overall Teaching Feedback

Ear



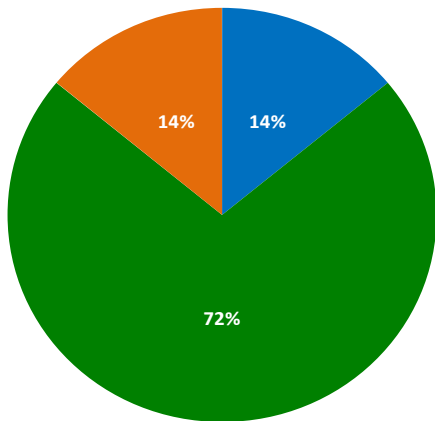
■ Excellent ■ Good ■ Neutral ■ Fair ■ Poor

Neck and Larynx



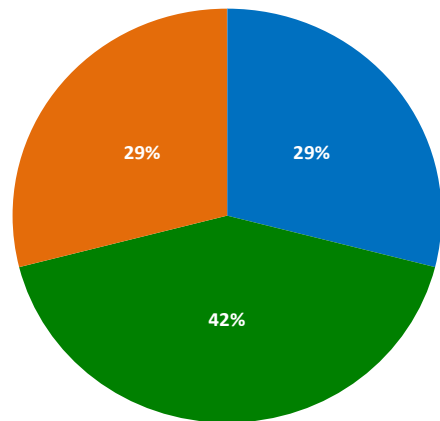
■ Excellent ■ Good ■ Neutral ■ Fair ■ Poor

Nose and Paranasal Sinuses



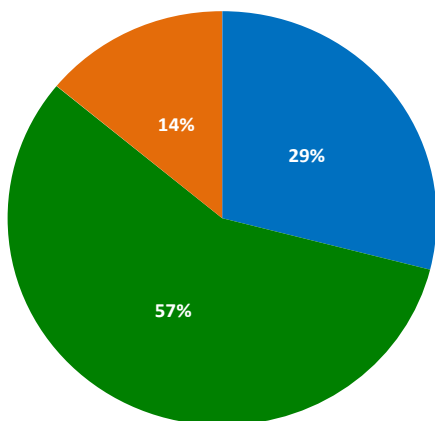
■ Excellent ■ Good ■ Neutral ■ Fair ■ Poor

History Taking



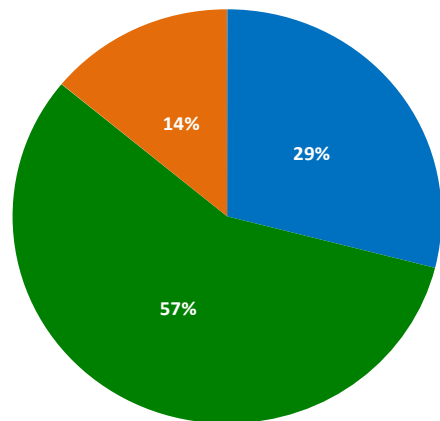
■ Excellent ■ Good ■ Neutral ■ Fair ■ Poor

Breaking Bad News



■ Excellent ■ Good ■ Neutral ■ Fair ■ Poor

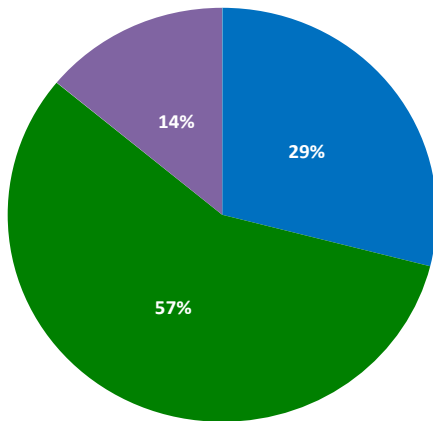
Giving Information/Consent



■ Excellent ■ Good ■ Neutral ■ Fair ■ Poor

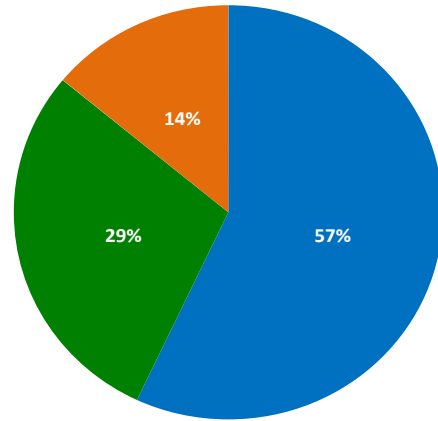
Overall Teaching Feedback

Consent



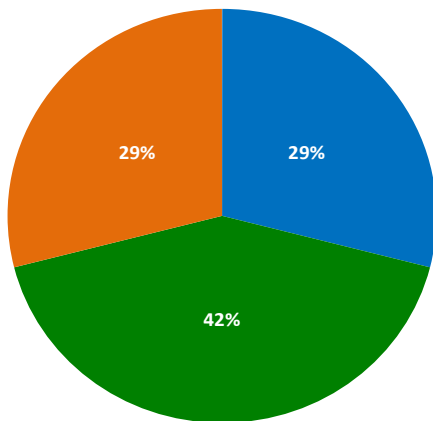
■ Excellent ■ Good ■ Neutral ■ Fair ■ Poor

Flexible Nasendoscopy



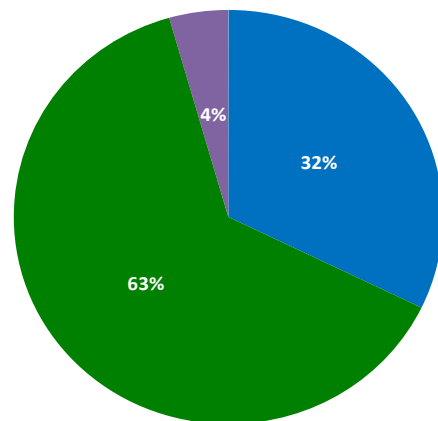
■ Excellent ■ Good ■ Neutral ■ Fair ■ Poor

Ear, Nose & Neck Examination



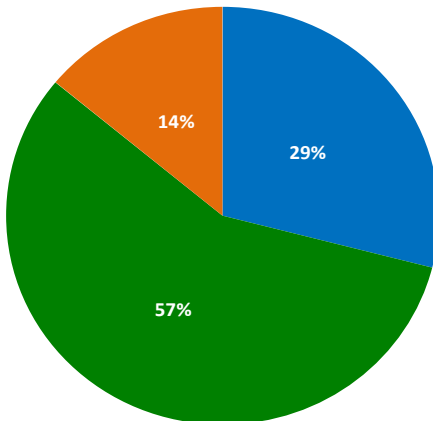
■ Excellent ■ Good ■ Neutral ■ Fair ■ Poor

Hearing & Balance



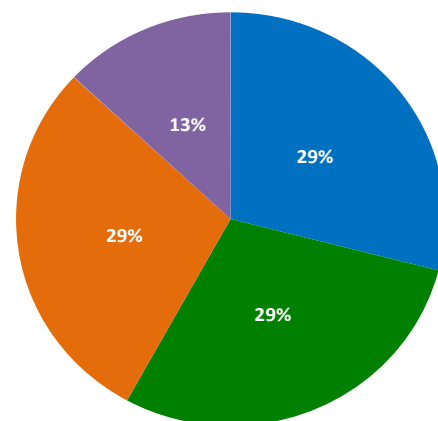
■ Excellent ■ Good ■ Neutral ■ Fair ■ Poor

Would you recommend this course to a friend?



■ Most certainly ■ Certainly ■ Probably ■ May consider ■ Not at all

Do you think that this course provided good value for money?



■ Most certainly ■ Certainly ■ Probably ■ Maybe ■ Not at all

Individual Comments

Very relevant. We had to perform vestibular assessment in the exam, which we had covered. Particularly good, for me, was knowing the setup for the communication stations. Really excellent. A long day but nice to cover everything in one go. Great faculty, very helpful and encouraging.

EL

Basingstoke and North Hampshire Hospital, Basingstoke, UK

Mock test is the best part.

RP

Great Western Hospital, Swindon, UK

Friendly and approachable team. Good selection of topics.

RP

Ongar Health Centre, Ongar, UK



DOCTORS ACADEMY

BETTER EDUCATION. BETTER HEALTH.

Doctors Academy is an UK-based International Non-Profit Organisation comprising of doctors, dentists and scientists that undertakes a diverse range of educational activities globally. The aim of the Academy is to disseminate information and exchange medical knowledge between professionals from diverse backgrounds working in a variety of healthcare settings. This is achieved by the provision of a number of attendance courses, publishing house, online resources and international events/ competitions.

Courses (a selection):

Undergraduate:

- Final Year Medicine and Surgical Revision Courses
- Training the Clinical Anatomy Trainer
- Clinical Anatomy as Applied to Trauma and Emergency Medicine
- Surgical Anatomy of Important Operative Procedures
- Future Surgeons: Key Skills (RCSEd delivered)
- Structured Introduction to Surgical Skills

Postgraduate:

- MRCS Part A
- MRCEM Part A
- MRCS Part B OSCE
- DOHNS: Intensive Revision & OSCE
- Intercollegiate Basic Surgical Skills (RCSEd delivered)
- MRCP PACES Part 2
- FRCS (General Surgery) Exit Exam
- Cadaveric Ultrasound-Guided Musculoskeletal Intervention Course
- Ultrasound-Assisted Botulinum Toxin Injection for Neuromuscular Disorders
- Live Advanced Laparoscopic Colorectal Course



Forthcoming key events:

- **International Medical Summer School**
Manchester, 1st - 5th August 2016
- **International Academic and Research Conference**
Manchester, 6th August 2016
- **World University Anatomy Challenge**
Manchester, 5th August 2016

Publications



publications.doctorsacademy.org

World Journal of Medical Education & Research



Peer-reviewed academic journal with ISSN.

- No fee to view, read and download articles
- No subscription charges
- No submission fees
- No manuscript processing fee
- No publishing fee
- No cost to read, write or publish!

wjmer.co.uk

Online Revision Resources

DoctorExams consists of 1000s of questions with detailed explanations in MCQ, EMQ, SBA and SAQ formats. Questions are written by the Doctors Academy group of experienced clinicians and clinical academics, with mock exams and feedback on performance included to aid a candidate's focused revision of topics. Based on past exams, these questions are carefully crafted to suit the requirements of undergraduate students & postgraduate trainees undertaking relevant speciality exams.

Resources for:

- Medical Students
- Dental Students
- International Entrance Exams
- MRCS Exams
- General Surgery Exams
- Plastic Surgery Exams
- DOHNS Exams

www.doctorexams.co.uk

www.doctorsacademy.org