


**DOCTORS ACADEMY**



BETTER EDUCATION. BETTER HEALTH.

**COLLEGE OF PHYSICIANS AND  
SURGEONS OF CARDIFF**



ERUDITIO. NOVATIO.  
EXCELLENTIA. MISERICORDIA.

# Intermediate Surgical Skills (for Surgeons-in-Training [ISSiT])



Feedback - June 2022

## Intermediate Surgical Skills (for Surgeons-in-Training [ISSSiT])

This two-day course aimed to provide the surgical trainee with an overview of the essential principles, core concepts and fundamental skills relevant for foundation and core surgical training. The course comprised of hands-on training in surgical skills using animal tissue, interspersed with structured and focused teaching on the principles behind undertaking common operative procedures. In addition to teaching the skills required to practice safe operative surgery, the course also emphasised the value of being an effective assisting surgeon.

With a high tutor-to-delegate ratio, this course was designed to equip the surgical trainee with the essential surgical skills that will be expected of a foundation year or core surgical trainee in the operating theatre. The course also included pertinent discussions on the management of patients with trauma and those presenting with surgical emergencies.

A formal assessment was carried out for award of Certification of Completion of the Course.

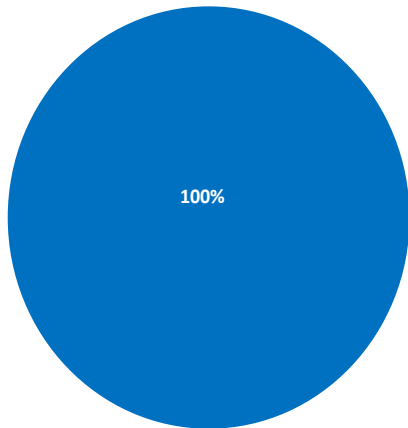
### Course Information

<b>Venue:</b>	<b>College of Physicians and Surgeons of Cardiff, Frazer Building, Cardiff Bay, Cardiff</b>
<b>Dates:</b>	<b>18<sup>th</sup> and 19<sup>th</sup> June 2022</b>
<b>Attendance:</b>	<b>16 Delegates</b>
<b>Aimed at:</b>	<b>Foundation Year Doctors; Core Surgical Trainees; Junior Surgeons; Specialist Surgical Trainees (up to ST4 level); Junior Surgical Registrars; Surgical Staff Grades.</b>
<b>Course Fee:</b>	<b>£385.00</b>



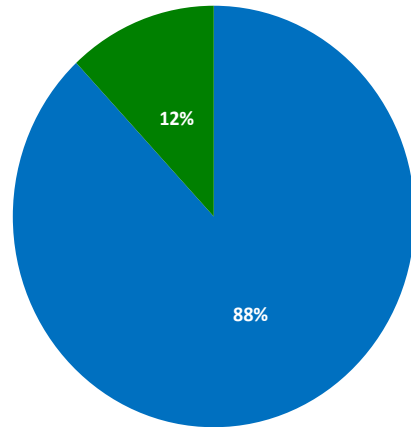
# Overall Feedback

How was the content of the course?



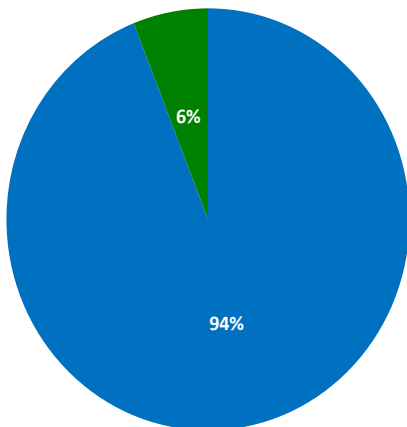
■ Excellent ■ Good ■ Neutral ■ Fair ■ Poor

How would you rate the general academic standard of the tutors?



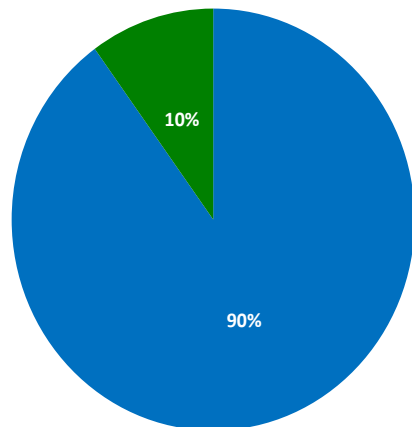
■ Excellent ■ Good ■ Neutral ■ Fair ■ Poor

How was the clarity of the demonstrations?



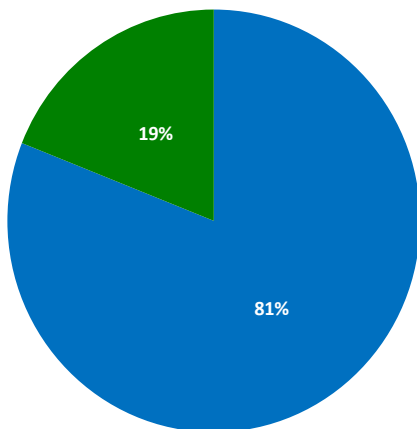
■ Excellent ■ Good ■ Neutral ■ Fair ■ Poor

Did the course meet your learning objectives?



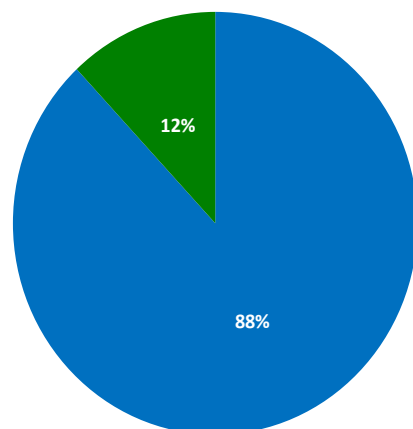
■ Most certainly ■ Certainly ■ Just about ■ Limited ■ Not at all

Basics of Suture and Needles



■ Excellent ■ VeryGood ■ Satisfactory ■ Poor ■ Very poor

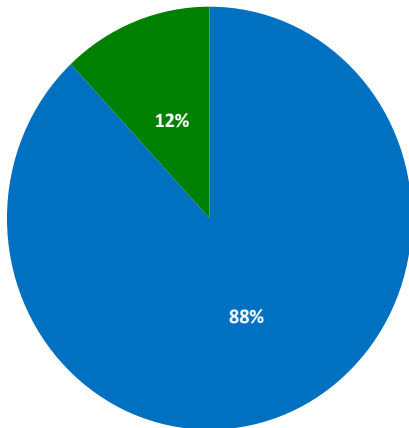
Handling Instruments



■ Excellent ■ VeryGood ■ Satisfactory ■ Poor ■ Very poor

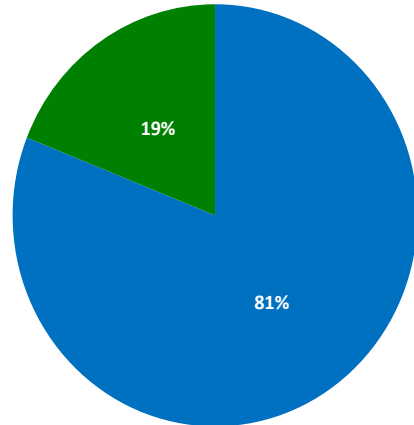
# Overall Feedback

Knot Tying (Reef; Surgeon's; Tying at Depth)



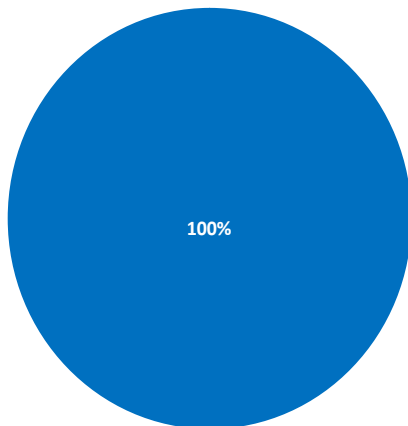
■ Excellent ■ Very Good ■ Satisfactory ■ Poor ■ Very poor

Safe Infiltration of Local Anaesthetic



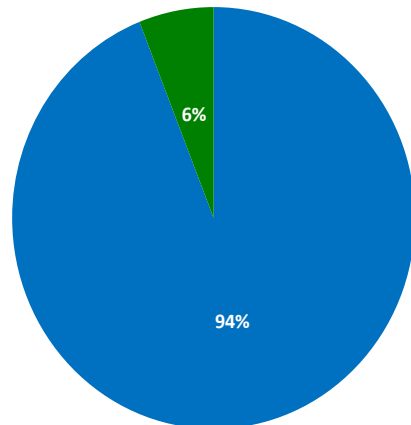
■ Excellent ■ Very Good ■ Satisfactory ■ Poor ■ Very poor

Excision of Simulated Cutaneous Lesion, Excision of Puckered Skin, and Closure



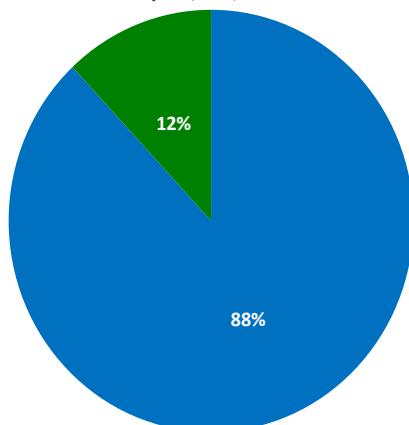
■ Excellent ■ Very Good ■ Satisfactory ■ Poor ■ Very poor

Suturing Techniques I: Simple; Vertical Mattress; Horizontal Mattress; Instrument Tie



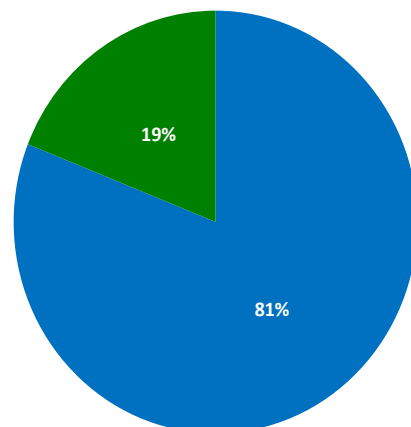
■ Excellent ■ Very Good ■ Satisfactory ■ Poor ■ Very poor

Suturing Techniques II: Continuous; Intradermal (Subcuticular); Aberdeen Knot; Figure of '8' Haemostatic Stitch; Purse-String Assessment of Hand Injuries, Bites, and Flexor Tendon Sheath



■ Excellent ■ Very Good ■ Satisfactory ■ Poor ■ Very poor

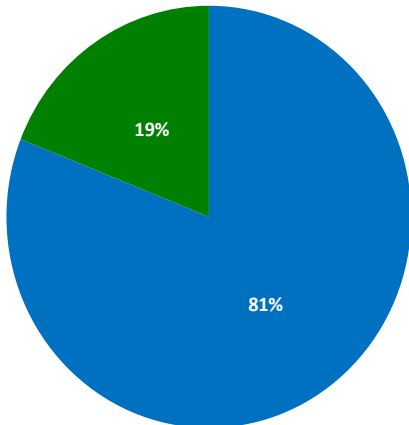
Infection



■ Excellent ■ Very Good ■ Satisfactory ■ Poor ■ Very poor

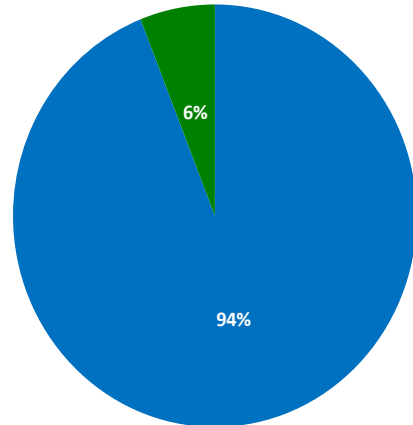
# Overall Feedback

Extensor Tendon Repair



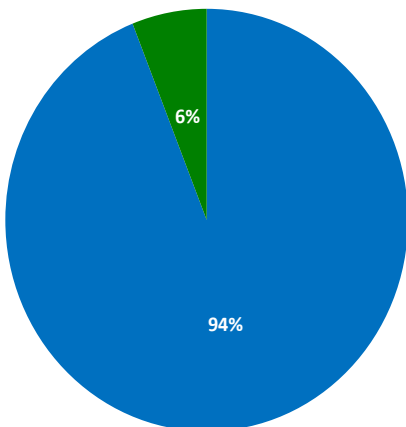
■ Excellent ■ Very Good ■ Satisfactory ■ Poor ■ Very poor

Flexor Tendon Repair



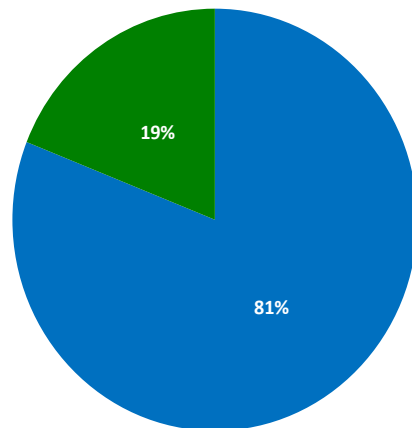
■ Excellent ■ Very Good ■ Satisfactory ■ Poor ■ Very poor

Excision of a Simulated Epidermoid Cyst



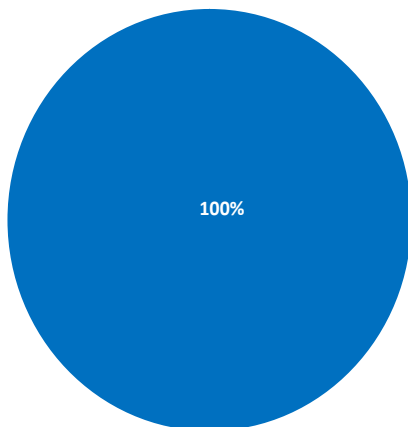
■ Excellent ■ Very Good ■ Satisfactory ■ Poor ■ Very poor

Local Flaps



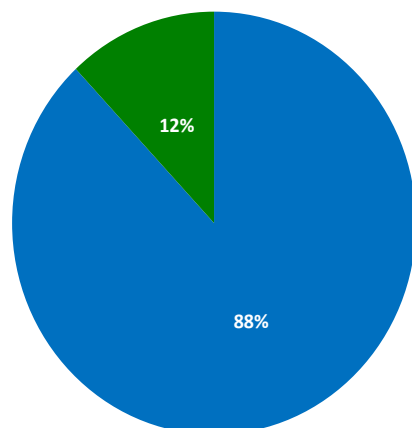
■ Excellent ■ Very Good ■ Satisfactory ■ Poor ■ Very poor

Drainage of an Abscess



■ Excellent ■ Very Good ■ Satisfactory ■ Poor ■ Very poor

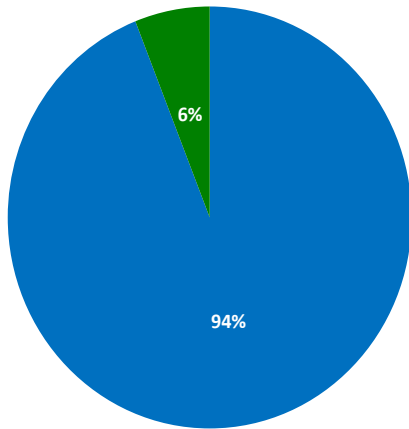
FNAC and Lymph Node Biopsy



■ Excellent ■ Very Good ■ Satisfactory ■ Poor ■ Very poor

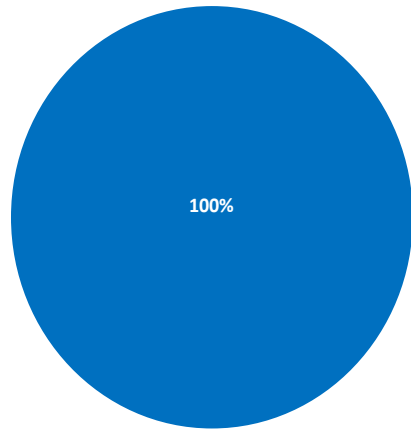
# Overall Feedback

### Debridement of a Contaminated Wound



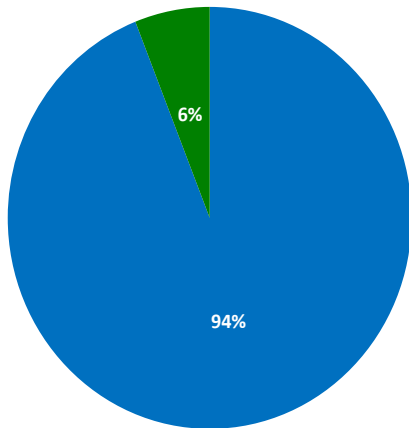
■ Excellent ■ Very Good ■ Satisfactory ■ Poor ■ Very poor

### Laparotomy and Closure



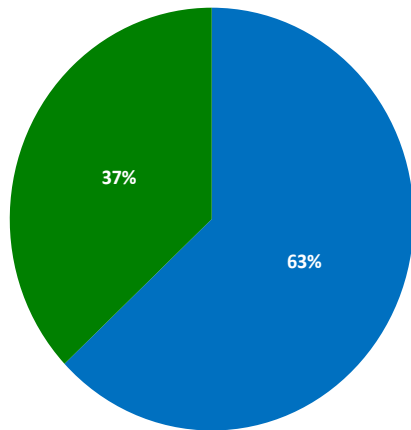
■ Excellent ■ Very Good ■ Satisfactory ■ Poor ■ Very poor

### Mesenteric Exercises: Pedicle Ligation; Ligation in Continuity; Transfixing a Vessel



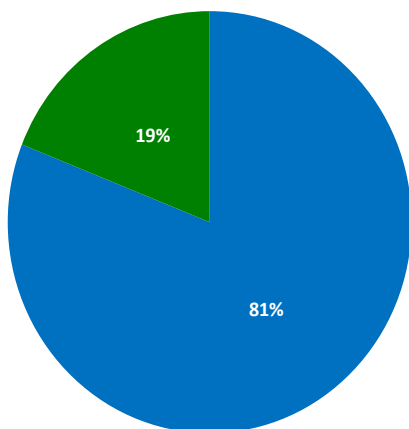
■ Excellent ■ Very Good ■ Satisfactory ■ Poor ■ Very poor

### End-to-End Bowel Anastomosis



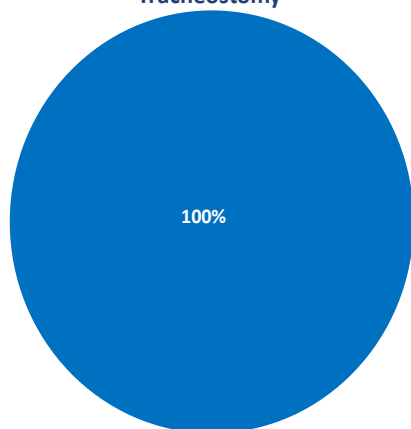
■ Excellent ■ Very Good ■ Satisfactory ■ Poor ■ Very poor

### Immediate Management of Severe Burns



■ Excellent ■ Very Good ■ Satisfactory ■ Poor ■ Very poor

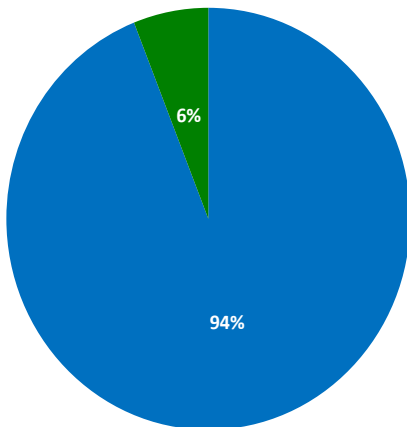
### Needle Cricothyroidotomy and Tracheostomy



■ Excellent ■ Very Good ■ Satisfactory ■ Poor ■ Very poor

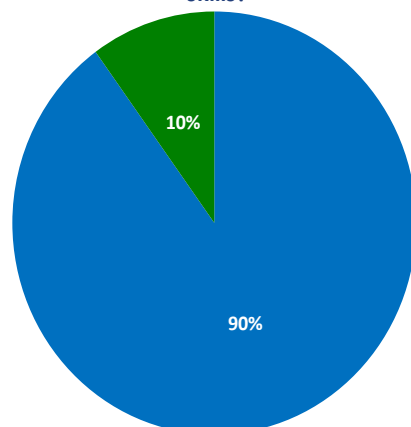
# Overall Feedback

Arteriotomy and Vein Patch



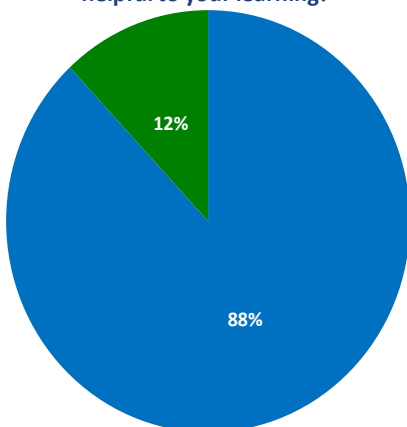
■ Excellent ■ Very Good ■ Satisfactory ■ Poor ■ Very poor

Did you have sufficient time to practice the skills?



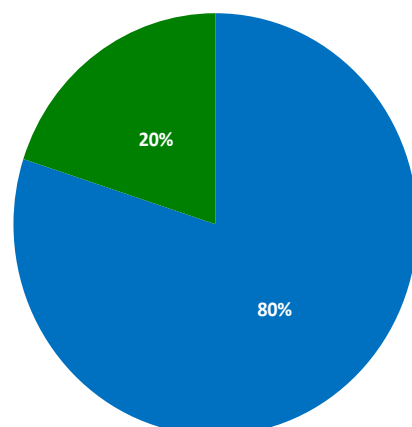
■ Certainly sufficient ■ Mostly sufficient ■ Neutral  
■ Just sufficient ■ Not sufficient

Was the live demonstration of the skills helpful to your learning?



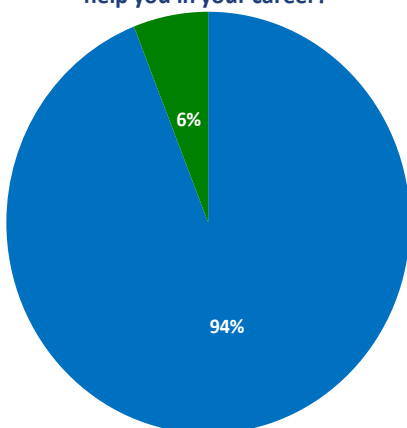
■ Most helpful ■ Helpful ■ Neutral ■ Little helpful ■ Not helpful

Did the topics covered in the course meet your objectives?



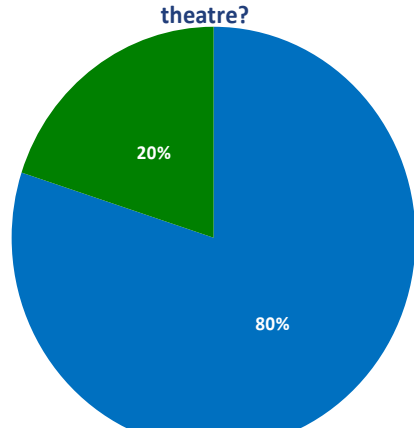
■ Most certainly ■ Certainly ■ Neutral ■ A little bit ■ Not at all

Do you feel that the skills you learnt will help you in your career?



■ Most certainly ■ Certainly ■ Neutral  
■ Might help ■ Won't help at all

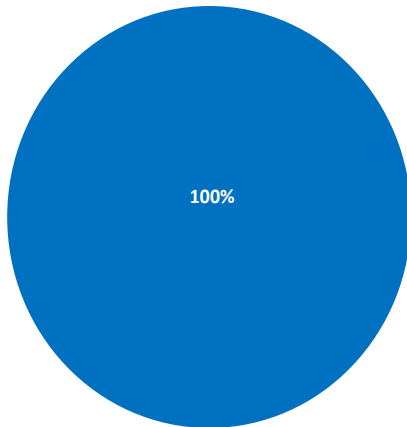
Do you feel more confident of suturing wounds and/or assisting in the operating theatre?



■ Most certainly ■ Certainly ■ Neutral ■ A little bit ■ Not at all

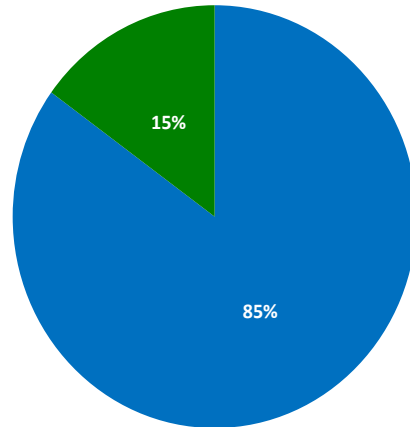
## Overall Feedback

How satisfied were you with the venue, catering and hospitality?



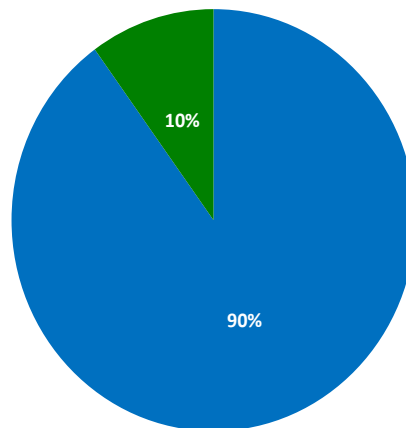
■ Most satisfied ■ Satisfied ■ Neutral ■ A little satisfied ■ Unsatisfied

Would you recommend this course to a friend?



■ Most certainly ■ Certainly ■ Neutral ■ Possibly ■ Not at all

Would you consider this course to be good value for money?



■ Most certainly ■ Certainly ■ Neutral ■ Possibly ■ Not at all



## Individual Comments

This is an excellent course. I would definitely recommend someone to attend this course.

**SH**  
***Watford General Hospital, Watford, UK***

Very well done. I would say the best course I have attended in my life.

**CN**  
***The Sloane Hospital, Beckenham, UK***

I learnt as well as enjoyed the course a lot. The friendly learning environment helped me a lot.

**HI**

Very enthusiastic team, very organised and stayed on schedule, well done.

**JJ**  
***Morrison Hospital, Wales, UK***

Amazing course Have run out of courses to do here!

**SH**  
***Watford General Hospital, Watford, UK***

It was a great opportunity and I have loved it.

**TT**  
***Nottingham University Hospital, Nottingham, UK***

I loved this course , hopefully want to teach others as a tutor.

**RT**  
***Watford General Hospital, Watford, UK***

Great course that is taught at an appropriate level for myself and most Senior House Officers.

**PP**  
***Royal Bolton Hospital, Bolton NHS Foundation Trust, UK***

An excellent course. Very knowledgeable staff. Plenty of time to practise and although it was a busy and long 2 days, it didn't feel rushed. Plenty of animal tissue to practise on. Concise learning all of which will be useful to any aspiring surgeon. The best surgical course I have ever done.

**ER**  
***Princess Royal Hospital, Sath, UK***

It was excellently delivered. I had 100% hands on experience and walked away with the confidence to apply each of the skills learnt. The live tissue samples were perfectly prepared. The tutors were very kind. 100/100, I totally recommend this course.

**CO**  
***Wrexham Maelor Hospital, Wales, UK***

## Individual Comments

Excellent organisation. There was a lot of interaction from tutors. Fun environment to learn in.

**MS**

***Pilgrim Hospital, Boston, UK***

This course was well organised, well run, comprehensive and of high value. There was a high tutor to delegate ratio. Prof is amazing and it was a huge privilege to be taught by him. Thank you so much.

**AT**

***Royal Hospital for Children***

It was enriching and really well taught by Prof!

**VS**

***Royal Prince Alfred Hospital, Camperdown, Australia***

Great course- highly recommend!

**SF**

***Peterborough City Hospital , Peterborough, UK***



# DOCTORS ACADEMY

BETTER EDUCATION. BETTER HEALTH.

Doctors Academy is a UK-based International Non-Profit Organisation comprising of doctors, dentists and scientists that undertakes a diverse range of educational activities globally. The aim of the Academy is to disseminate information and exchange medical knowledge between professionals from diverse backgrounds working in a variety of healthcare settings. This is achieved by the provision of a number of attendance courses, publishing house, online resources and international events / competitions.

## Courses (a selection):

### Undergraduate:

- Final Year Medicine and Surgical Revision Courses
- Training the Clinical Anatomy Trainer
- Clinical Anatomy as Applied to Trauma and Emergency Medicine
- Surgical Anatomy of Important Operative Procedures
- Future Surgeons: Key Skills (RCSEd delivered)
- Structured Introduction to Surgical Skills

### Postgraduate:

- MRCS Part A
- MRCEM Part A
- MRCS Part B OSCE
- DOHNS: Intensive Revision & OSCE
- Intercollegiate Basic Surgical Skills (RCSEd delivered)
- MRCP PACES Part 2
- FRCS (General Surgery) Exit Exam
- Cadaveric Ultrasound-Guided Musculoskeletal Intervention Course
- Ultrasound-Assisted Botulinum Toxin Injection for Neuromuscular Disorders
- Live Advanced Laparoscopic Colorectal Course



## Forthcoming key events:

- International Medical Summer School
- International Academic and Research Conference
- World University Anatomy Challenge

## Publications



[publications.doctorsacademy.org](http://publications.doctorsacademy.org)

## World Journal of Medical Education & Research



Peer-reviewed academic journal  
with ISSN.

- No fee to view, read and download articles
- No subscription charges
- No submission fees
- No manuscript processing fee
- No publishing fee
- No cost to read, write or publish!

[wjmer.co.uk](http://wjmer.co.uk)

## Online Revision Resources

DoctorExams consists of 1000s of questions with detailed explanations in MCQ, EMQ, SBA and SAQ formats. Questions are written by the Doctors Academy group of experienced clinicians and clinical academics, with mock exams and feedback on performance included to aid a candidate's focused revision of topics. Based on past exams, these questions are carefully crafted to suit the requirements of undergraduate students & postgraduate trainees undertaking relevant speciality exams.

### Resources for:

- Medical Students
- Dental Students
- International Entrance Exams
- MRCS Exams
- General Surgery Exams
- Plastic Surgery Exams
- DOHNS Exams

[www.doctorexams.co.uk](http://www.doctorexams.co.uk)

# [www.doctorsacademy.org](http://www.doctorsacademy.org)