

Intensive 4-Day Revision Course for MRCS OSCE



Feedback - April / May 2026

Intensive 4-Day Revision Course for MRCS OSCE

This intensive 4-day revision course was designed for candidates preparing for the MRCS OSCE, particularly those in the final stages of preparation. Based on the Cardiff MRCS OSCE programme, it focussed on the highest-yield components of the examination, integrating applied basic sciences, clinical and procedural skills, clinical examination, and communication.

The course combined structured teaching with small group practice, simulated OSCE stations, and individualised feedback. Anatomy and pathology were delivered through interactive, faculty-led discussions to reinforce core concepts across the whole cohort, while the remaining components were taught in small groups to allow close supervision, repeated practice, and targeted feedback.

There was a strong emphasis on exam technique, structured responses, and performance under timed conditions to reflect the demands of the MRCS OSCE. Teaching was delivered by experienced surgical education faculty including consultant surgeons, anaesthetists, and senior registrars. In addition, delegates have access to supplementary online educational content to support pre-course preparation and post-course consolidation.

Course Information

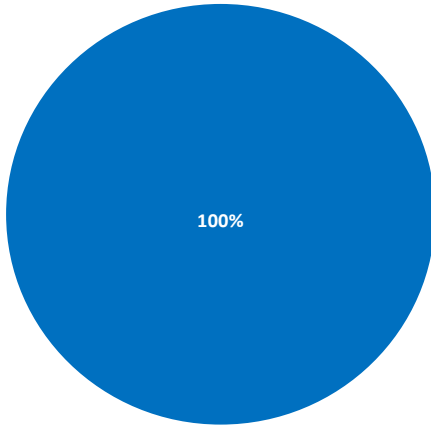
Venue:	College of Physicians and Surgeons of Cardiff, Cardiff Bay, Cardiff
Dates:	30th April to 3rd May 2026
Attendance:	22 Delegates
Aimed at:	Candidates Preparing for the MRCS OSCE Examination
Course Fee:	£625.00



Overall Feedback

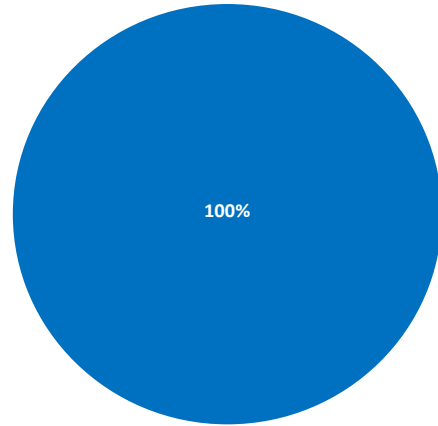
Thursday 30th April and Friday 1st May 2026

Skull Base, Head and Face



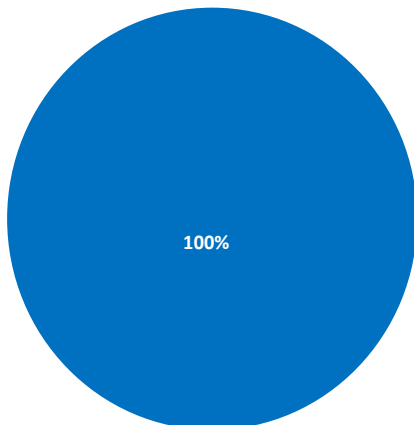
■ Excellent ■ Good ■ Neutral ■ Fair ■ Poor

Neck, Larynx, Soft Palate, and Pharynx



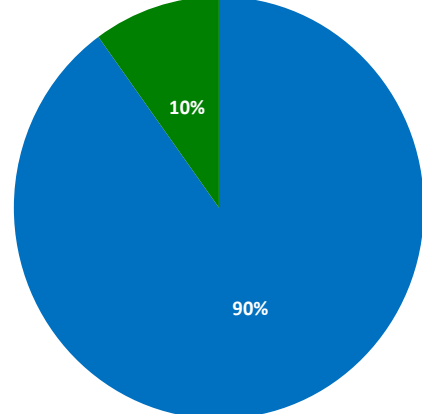
■ Excellent ■ Good ■ Neutral ■ Fair ■ Poor

Thorax, Mediastinum, Heart, and Lungs



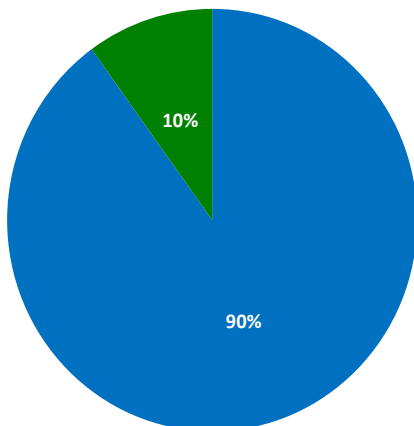
■ Excellent ■ Good ■ Neutral ■ Fair ■ Poor

Brachial Plexus, Upper Limb and Upper Limb Nerve Injuries



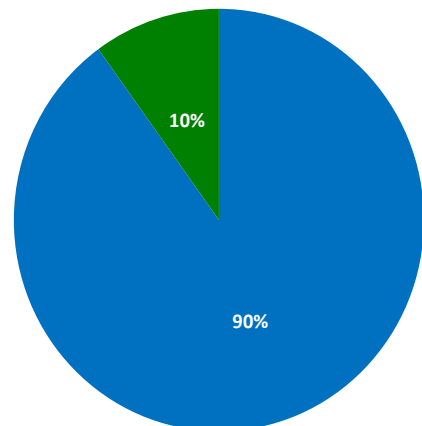
■ Excellent ■ Good ■ Neutral ■ Fair ■ Poor

General Abdomen



■ Excellent ■ Good ■ Neutral ■ Fair ■ Poor

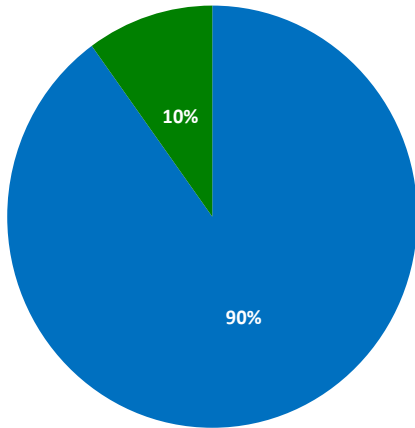
Abdominal Organs (Solid and Hollow)



■ Excellent ■ Good ■ Neutral ■ Fair ■ Poor

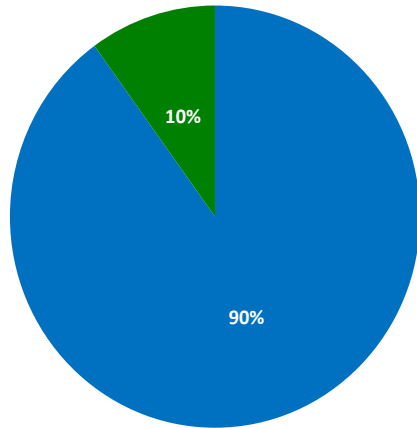
Overall Feedback

Pelvis and Perineum



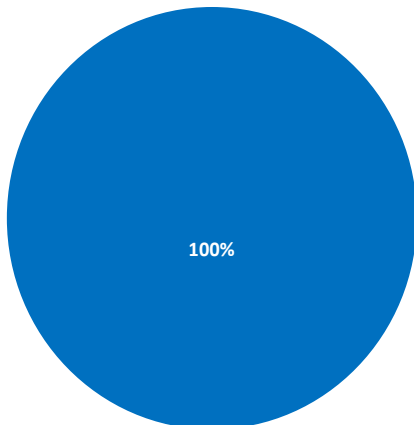
■ Excellent ■ Good ■ Neutral ■ Fair ■ Poor

Spinal Cord and Spinal Cord Syndromes



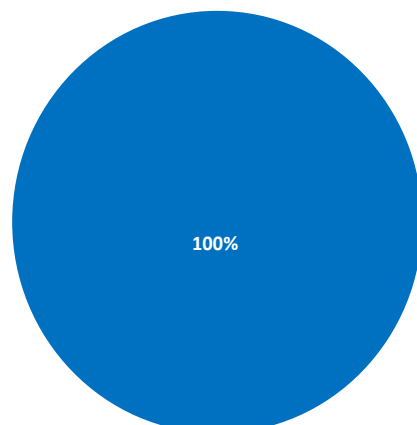
■ Excellent ■ Good ■ Neutral ■ Fair ■ Poor

Lumbosacral Plexus, Lower Limb and Lower Limb Nerve Injuries



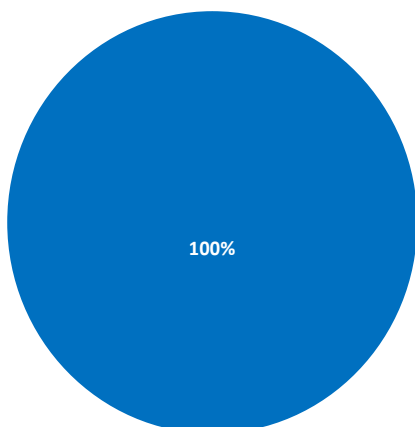
■ Excellent ■ Good ■ Neutral ■ Fair ■ Poor

Pathology: Lumps and Skin Cancers (Malignant Melanoma and Non-Melanoma)



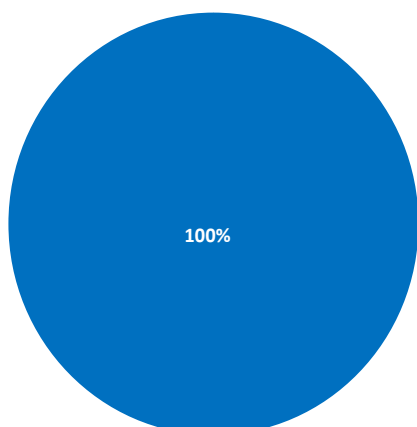
■ Excellent ■ Good ■ Neutral ■ Fair ■ Poor

Pathology: Thyroid Pathologies and Cancers



■ Excellent ■ Good ■ Neutral ■ Fair ■ Poor

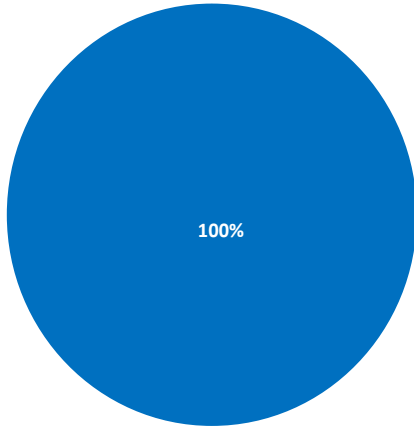
Pathology: GI Pathology (Dysphagia, Barrett's, IBD, Polyps, Cancers)



■ Excellent ■ Good ■ Neutral ■ Fair ■ Poor

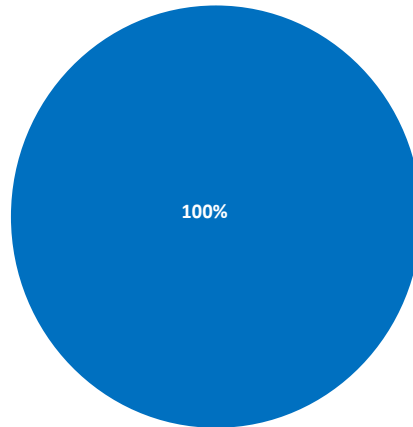
Overall Feedback

Pathology: GU Pathology (Inguinoscrotal Swellings; Cancers of the Testis, Prostate, Kidney, and Bladder)



■ Excellent ■ Good ■ Neutral ■ Fair ■ Poor

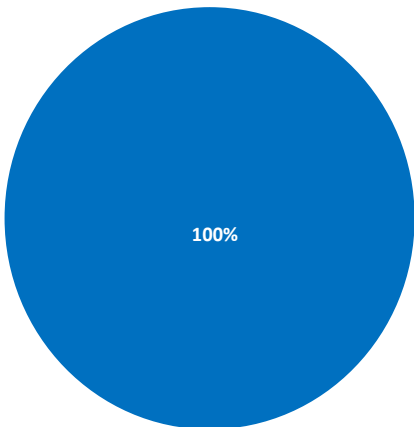
Pathology: Other Pathologies (Tumours of the Lung, Salivary Gland, Brain, and Breast)



■ Excellent ■ Good ■ Neutral ■ Fair ■ Poor

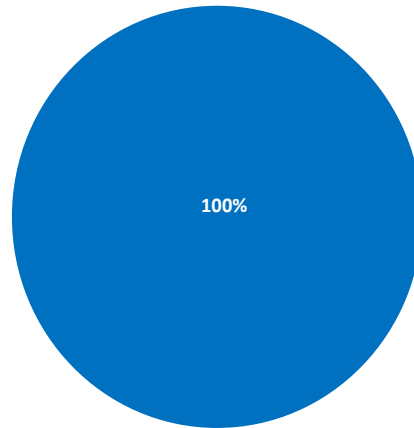
Saturday 2nd May 2026

Knot Tying



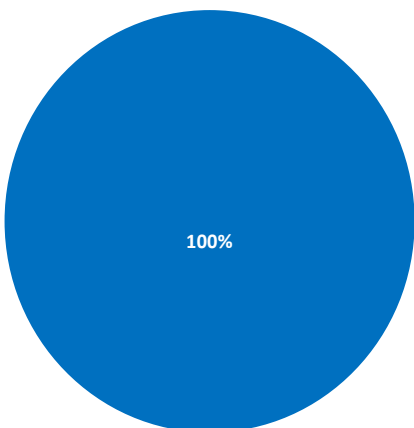
■ Excellent ■ Good ■ Neutral ■ Fair ■ Poor

Excision of a Lesion, Suturing, Sutures, and Suture Materials



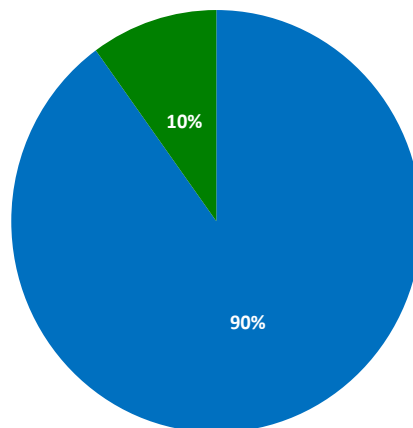
■ Excellent ■ Good ■ Neutral ■ Fair ■ Poor

Chest Drain Insertion



■ Excellent ■ Good ■ Neutral ■ Fair ■ Poor

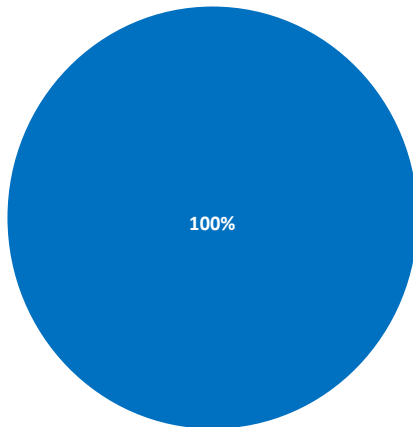
FNAC



■ Excellent ■ Good ■ Neutral ■ Fair ■ Poor

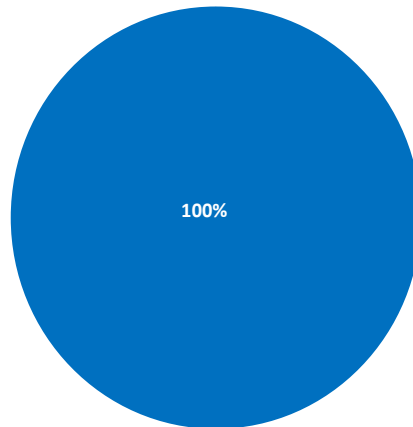
Overall Feedback

ABG and Cannulation



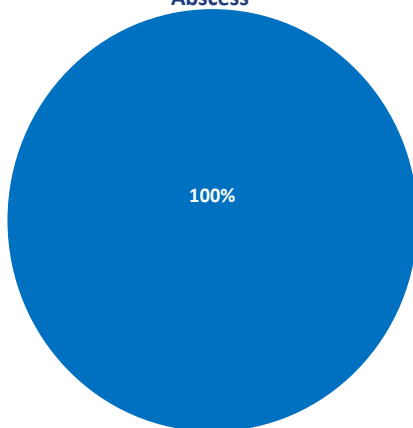
■ Excellent ■ Good ■ Neutral ■ Fair ■ Poor

Catheterisation



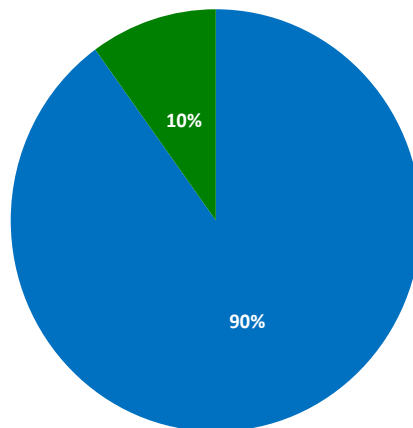
■ Excellent ■ Good ■ Neutral ■ Fair ■ Poor

Wound Debridement and Drainage of an Abscess



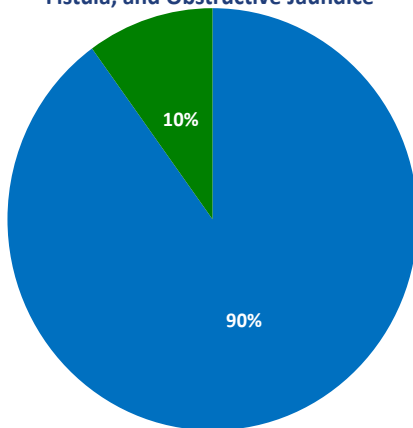
■ Excellent ■ Good ■ Neutral ■ Fair ■ Poor

Lumbar Puncture



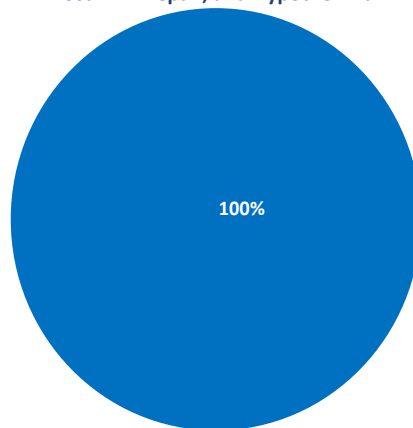
■ Excellent ■ Good ■ Neutral ■ Fair ■ Poor

Physiology 1: Pancreatitis, Haematemesis, Fistula, and Obstructive Jaundice



■ Excellent ■ Good ■ Neutral ■ Fair ■ Poor

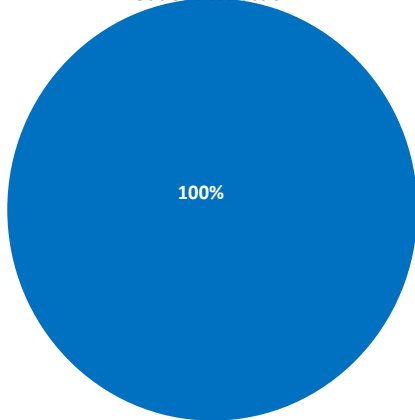
Physiology 2: Anticoagulation, DIC, Pneumonia Post-AAA Repair, and Hypothermia



■ Excellent ■ Good ■ Neutral ■ Fair ■ Poor

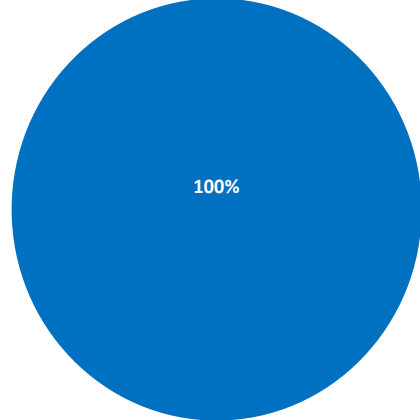
Overall Feedback

Physiology 3: Malignant Hyperthermia, ARDS, Acute Fluid Overload and Pulmonary Oedema, and Gastric Outlet Obstruction



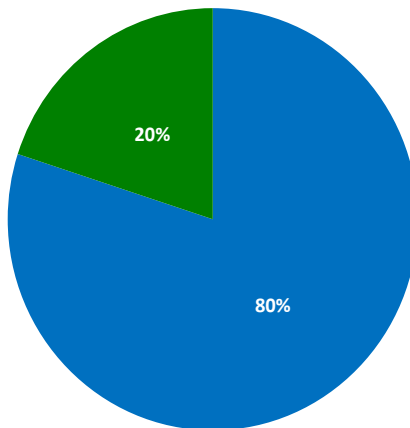
■ Excellent ■ Good ■ Neutral ■ Fair ■ Poor

Physiology 4: Renal Failure, Acid Base Balance, Calcium Metabolism, and Cardiology



■ Excellent ■ Good ■ Neutral ■ Fair ■ Poor

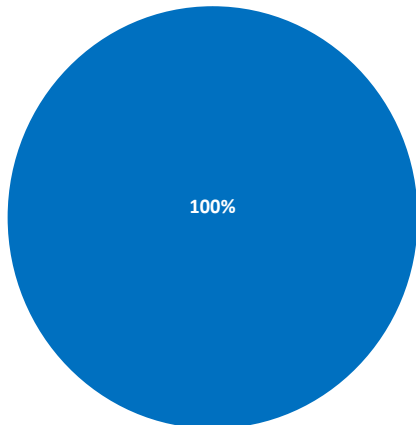
Theatre List Prioritisation



■ Excellent ■ Good ■ Neutral ■ Fair ■ Poor

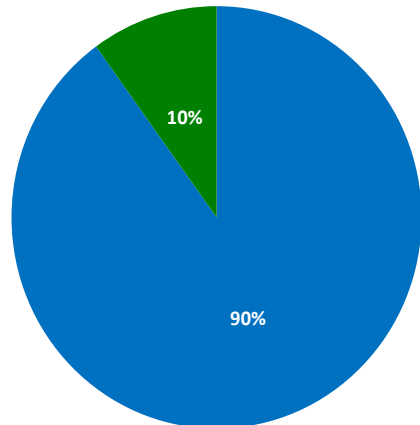
Sunday 3rd May 2026

Examination of the Cranial Nerves, Cerebellum, and Neurological System of the Upper and Lower Limbs



■ Excellent ■ Good ■ Neutral ■ Fair ■ Poor

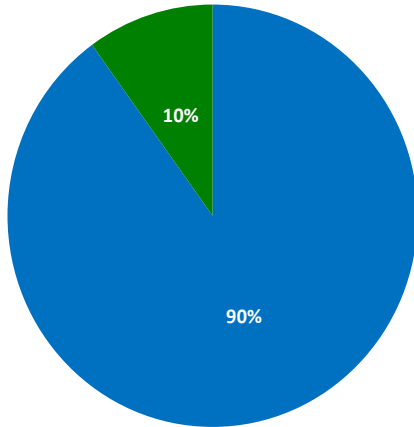
Examination of the Hip and Knee



■ Excellent ■ Good ■ Neutral ■ Fair ■ Poor

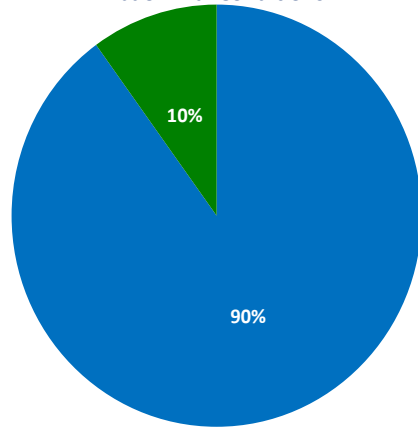
Overall Feedback

Examination of the Shoulder and Back



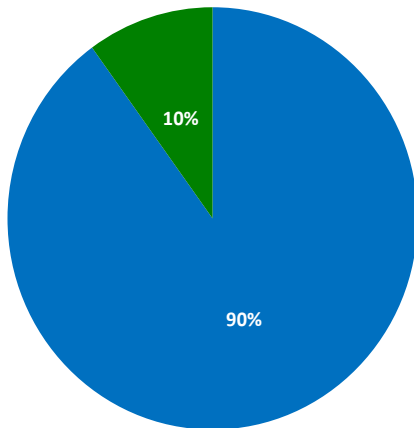
■ Excellent ■ Good ■ Neutral ■ Fair ■ Poor

Examination of the Abdomen and Abdominal Conditions



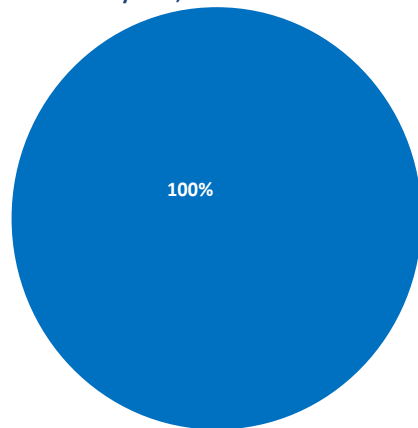
■ Excellent ■ Good ■ Neutral ■ Fair ■ Poor

Examination of the Neck and Salivary Glands



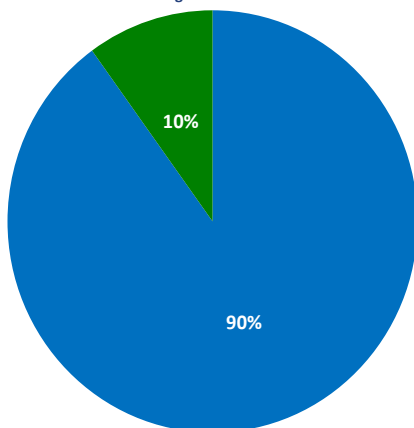
■ Excellent ■ Good ■ Neutral ■ Fair ■ Poor

Examination of the Arterial System, Venous System, and AV Fistula



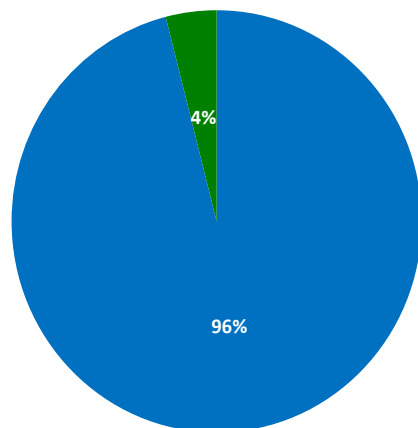
■ Excellent ■ Good ■ Neutral ■ Fair ■ Poor

Communication Skills: Referral to Neurosurgical Centre, Information Giving for Extradural Haematoma, and History Taking for Back Pain



■ Excellent ■ Good ■ Neutral ■ Fair ■ Poor

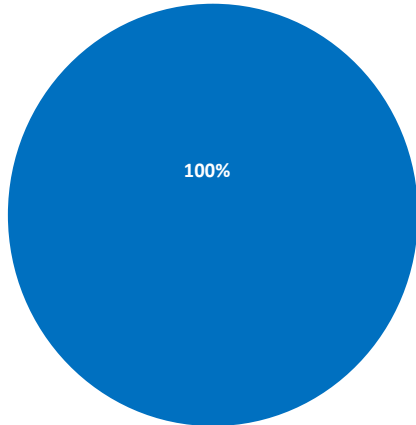
Communication Skills: Cancelled Operation, Self-Discharge, and Explaining Anticoagulation



■ Excellent ■ Good ■ Neutral ■ Fair ■ Poor

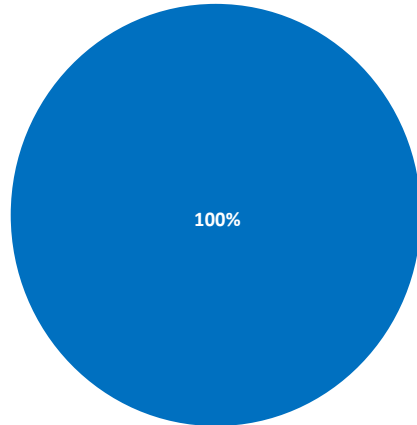
Overall Feedback

Communication Skills: Information Giving for Below-Knee Amputation, Information Giving for Compartment Syndrome and Fasciotomy, and Consent for Carpal Tunnel Decompression



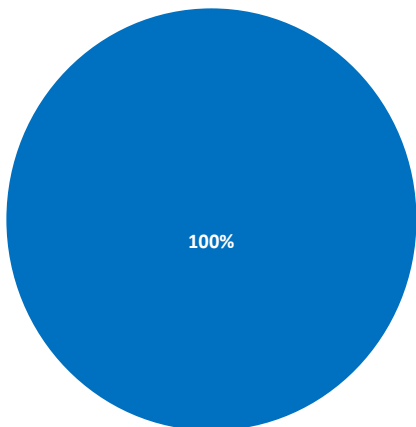
■ Excellent ■ Good ■ Neutral ■ Fair ■ Poor

Communication Skills: History Taking for PR Bleed, Consent for Colonoscopy, Information Giving for Colorectal Cancer, and Telephone Conversation with the Consultant



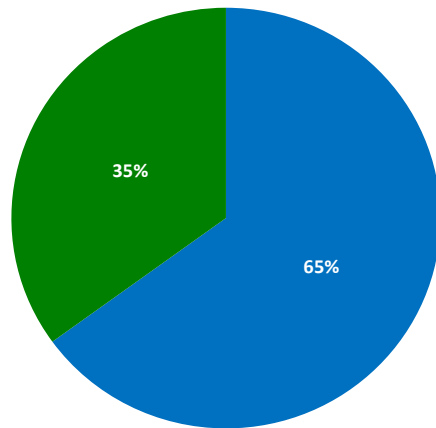
■ Excellent ■ Good ■ Neutral ■ Fair ■ Poor

Communication Skills: History Taking for Breast Lump, Information Giving for Breast Cancer, and Consent for OGD



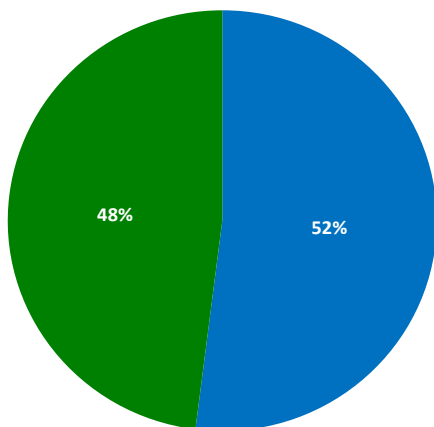
■ Excellent ■ Good ■ Neutral ■ Fair ■ Poor

How were the general facilities and the venue?



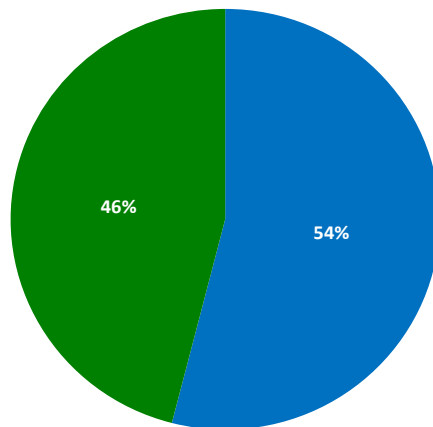
■ Excellent ■ Good ■ Neutral ■ Fair ■ Poor

How were the refreshments and snacks?



■ Excellent ■ Good ■ Neutral ■ Fair ■ Poor

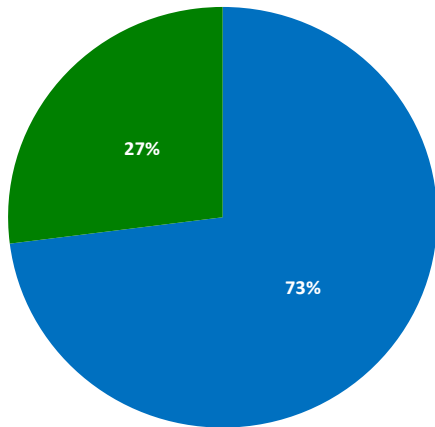
How was the food served during lunch and early dinner?



■ Excellent ■ Good ■ Neutral ■ Fair ■ Poor

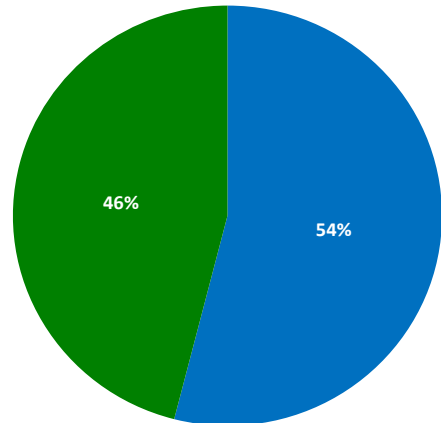
Overall Feedback

Would you recommend this course to a friend?



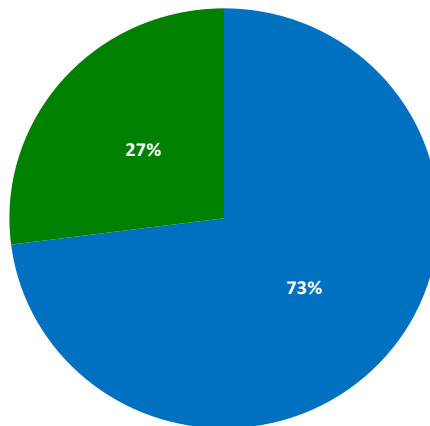
■ Most certainly ■ Certainly ■ Probably ■ Unlikely ■ Not at all

Do you think that this course provided good value for money?



■ Most certainly ■ Certainly ■ Probably ■ Unlikely ■ Not at all

Did this course meet your learning objectives and help you to prepare for the exam?



■ Most certainly ■ Certainly ■ Probably ■ Unlikely ■ Not at all

Individual Comments

Excellent course.

AH

Excellent course overall as described by previous attendees. I have a better idea of how the exam is examined and how to make my preparation more relevant.

AS

Good time management and very impressive structure including regular breaks and good supply of food and drinks to maintain attention, given how much information needed to be covered.

EH

Very well run course. Delivered in a structured manner. Good content. Excellent faculty members who were knowledgeable and delivered teaching at an appropriate level.

CH

Rapid pace but felt like good level of depth to maximise points for the exam, to optimise chance of passing.

NF

Really helpful and helped me feel more prepared.

AC



DOCTORS ACADEMY

BETTER EDUCATION. BETTER HEALTH.

Doctors Academy is an international non-profit organisation which comprises of doctors, dentists and scientists. The aim of the Academy is to disseminate information and facilitate the exchange of medical knowledge between professionals from diverse backgrounds who work in various healthcare settings. In order to achieve this, a diverse range of educational activities are undertaken globally which are further complemented by our publishing house, online resources, and international events and competitions.

Courses (a selection):

Undergraduate:

- Final Year Medicine and Surgical Revision Courses
- Training the Clinical Anatomy Trainer
- Essential Surgical Skills and Principles for Aspiring Surgeons
- Clinical Anatomy as Applied to Trauma and Emergency Medicine
- Surgical Anatomy of Important Operative Procedures

Postgraduate:

Exam Preparation Courses

- MRCS Part A
- MRCS Part B OSCE
- MRCS (ENT) OSCE
- FRCS (General Surgery) Section I
- FRCS (General Surgery) Section II
- FRCS (T&O) Section II
- MRCP PACES
- ST3 Interview Preparation (General Surgery, Orthopaedic Surgery, Plastic Surgery)

Skills Development Courses

- Fresh Frozen Cadaveric Courses
- Intercollegiate Basic Surgical Skills (RCSEd)
- Essential Surgical Skills and Principles for Aspiring Surgeons
- Infant Hip Ultrasound (Graf Method) for Diagnosis and Management of Developmental Dysplasia of the Hip
- Crash Course for Orthopaedic On-Calls
- Management of Hand Fractures and Principles of Fracture Fixation
- Vascular Ultrasound Skills



Postgraduate Programmes in Surgery:

Postgraduate Certificate (PGCert) in Surgical Education

Postgraduate Diploma (PGDip) in Surgical Education

Postgraduate Certificate (PGCert) in Surgical Anatomy

Publications



publications.doctorsacademy.org

World Journal of Medical Education & Research



Peer-reviewed academic journal
with ISSN.

- No fee to view, read and download articles
- No subscription charges
- No submission fees
- No manuscript processing fee
- No publishing fee
- No cost to read, write or publish!

wjmer.co.uk

Online Revision Resources

DoctorExams consists of thousands of questions with detailed explanations in MCQ, EMQ, SBA and SAQ formats. The questions have been written by the Doctors Academy group of experienced clinicians and clinical academics, with mock exams and feedback on performance included to aid a candidate's focused revision of the given topics. Based on past exams, these questions have been carefully designed to meet the needs of undergraduate students and postgraduate trainees undertaking relevant speciality exams.

Resources for:

- Medical Students
- Dental Students
- International Entrance Exams
- MRCS Part A
- MRCS Part B OSCE
- MRCS (ENT) OSCE

doctorexams.co.uk

www.doctorsacademy.org