



**31<sup>st</sup> Graf Course - Ultrasound Course**  
for the Diagnosis and Management of  
Dysplasia of the Infant Hip



Feedback - June 2019

## 31<sup>st</sup> Graf Course - Ultrasound Course for the Diagnosis and Management of Dysplasia of the Infant Hip

This well-established and hugely popular course, previously run in Dorchester for 25 years as the West Dorset Hip Course, was led by Professor Reinhard Graf, Professor of Orthopaedics at the University of Graz, Austria. The course, comprised of a large number of experienced consultant faculty, aimed to provide the participants with a thorough understanding of the role of ultrasound in the diagnosis and management of Developmental Dysplasia of the Hip (previously known as Congenital Dislocation of the Hip). The course covered the theoretical knowledge and practical skills necessary to perform and interpret infant hip ultrasound examination, and the management based on the ultrasound findings. Aspects such as choice of equipment and setting up an ultrasound service were also covered.

### Course Information

<b>Course Date:</b>	<b>20<sup>th</sup> and 21<sup>st</sup> June 2019</b>
<b>Venue:</b>	<b>Ty Dewi Sant, Heath Park Campus, University Hospital of Wales, Cardiff</b>
<b>Attendance:</b>	<b>68 Delegates</b>
<b>Aimed at:</b>	<b>Multidisciplinary teams working with Infant Hip Dysplasia. Orthopaedic Surgeons; Radiologists; Paediatricians; Sonographers; Physiotherapists.</b>
<b>Faculty:</b>	<b>Surgeons</b>
<b>Course Fee:</b>	<b>£485.00</b>



# Course Programme

## Day 1

0830 - 0850 Registration

0850 - 0900 Introduction

0900 - 1040 Anatomy of the Infant Hip  
Pathology of Developmental Hip Dysplasia (Part 1)

**1040 - 1100 Refreshment Break**

1100 - 1230 Pathology of Developmental Hip Dysplasia (Part 2)

**1230 - 1330 Lunch**

1330 - 1530 U.S. Scan Plane to Use and Why

**1530 - 1545 Refreshment Break**

1545 - 1700 Scanning Technique  
Ultrasound Measurements  
Practical Scanning Technique and Film Viewing

1830 Course Dinner

# Course Programme

## Day 2

0800 - 0815 Registration

0815 - 1040 Classification of Ultrasound Appearances

**1040 - 1100 Refreshment Break**

1100 - 1230 Practical Scanning Session

**1230 - 1330 Lunch**

1330 - 1530 Ultrasound Based Management of CDH (DDH)  
Update on National "At Risk" Screening Programme

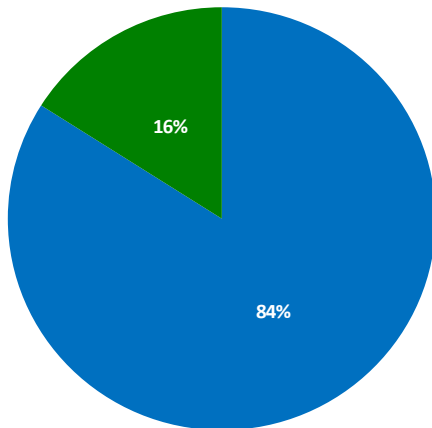
**1530 - 1545 Refreshment Break**

1545 - 1700 Establishing a Hip Ultrasound Service

1700 End of Course

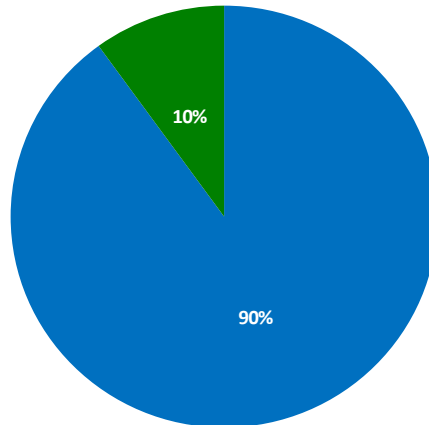
# Overall Teaching Feedback

How was the content of the course?



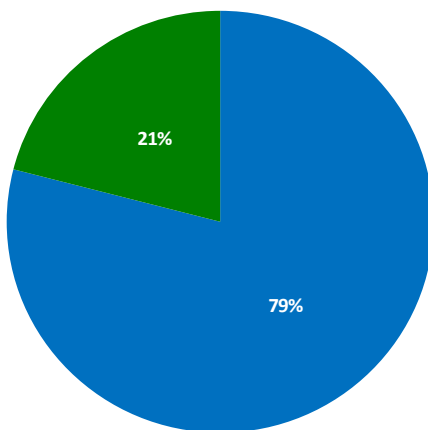
■ Excellent ■ Good ■ Neutral ■ Fair ■ Poor

How would you rate the general academic standard of the faculty?



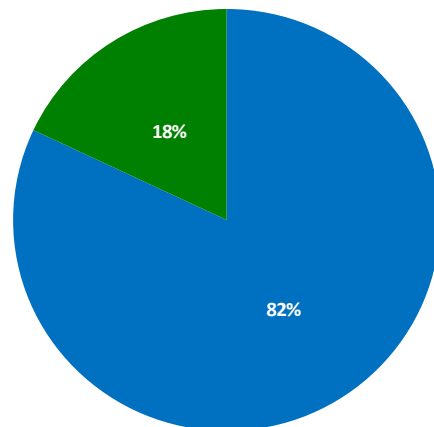
■ Excellent ■ Good ■ Neutral ■ Fair ■ Poor

How was the clarity of the presentations?



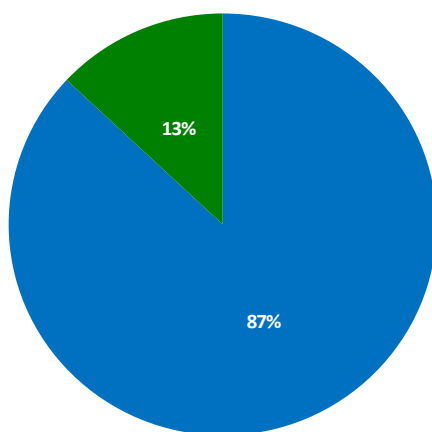
■ Excellent ■ Good ■ Neutral ■ Fair ■ Poor

How would you rate the relevance of the course to your career?



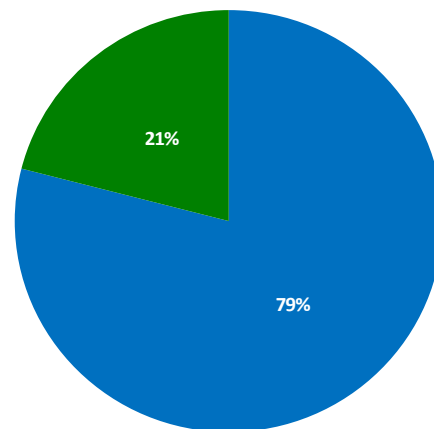
■ Excellent ■ Very good ■ Good ■ Fair ■ Poor

Anatomy of the Infant Hip



■ Excellent ■ Good ■ Neutral ■ Fair ■ Poor

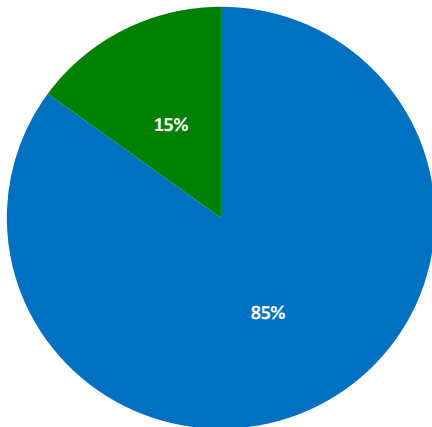
Pathology of Developmental Dysplasia of the Infant Hip



■ Excellent ■ Good ■ Neutral ■ Fair ■ Poor

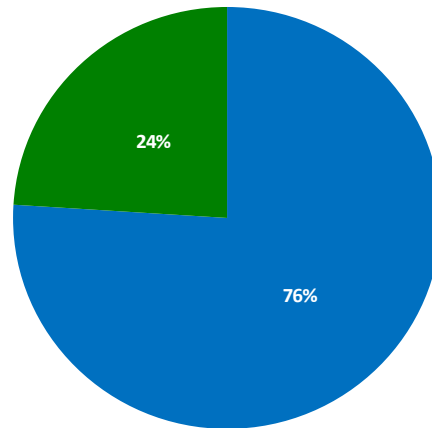
# Overall Teaching Feedback

U.S. Scan Plane to Use and Why



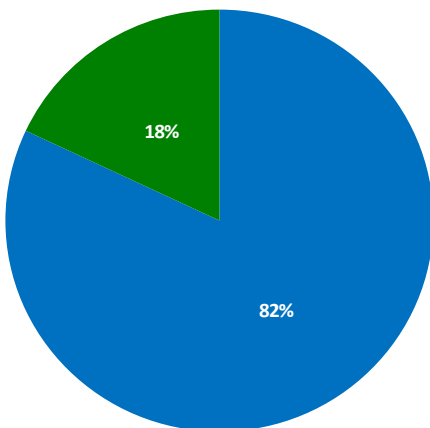
■ Excellent ■ Good ■ Neutral ■ Fair ■ Poor

Scanning Technique



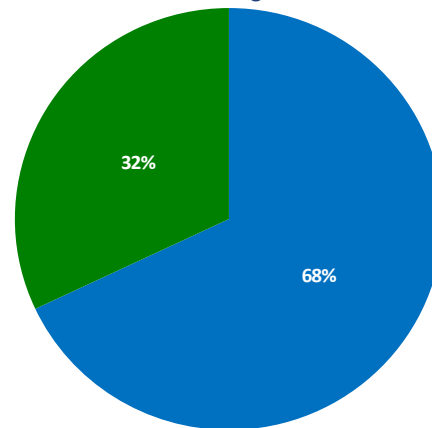
■ Excellent ■ Good ■ Neutral ■ Fair ■ Poor

Ultrasound Measurements



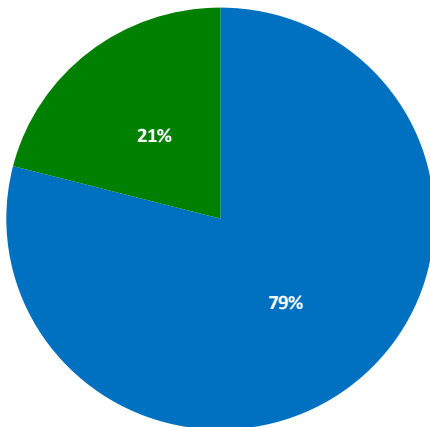
■ Excellent ■ Good ■ Neutral ■ Fair ■ Poor

Practical Scanning Technique and Film Viewing



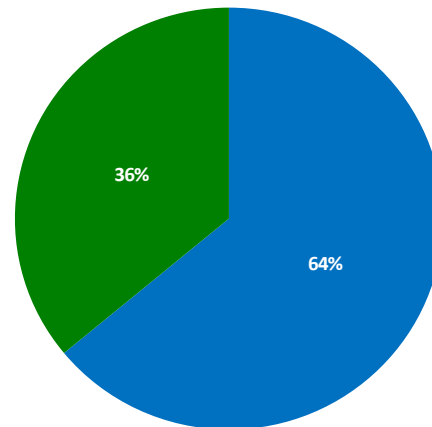
■ Excellent ■ Good ■ Neutral ■ Fair ■ Poor

Classification of Ultrasound Appearances



■ Excellent ■ Good ■ Neutral ■ Fair ■ Poor

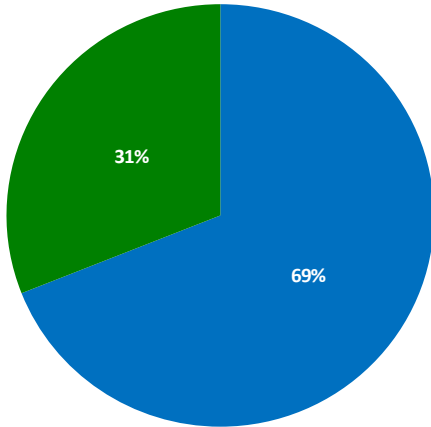
Practical Scanning Session



■ Excellent ■ Good ■ Neutral ■ Fair ■ Poor

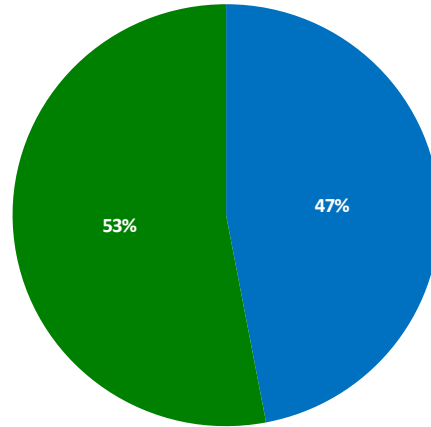
# Overall Teaching Feedback

Ultrasound Based Management of DDH



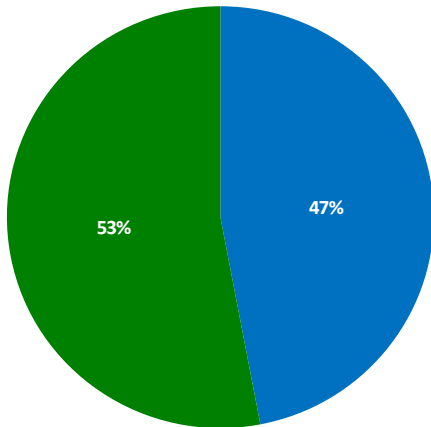
■ Excellent ■ Good ■ Neutral ■ Fair ■ Poor

Ultrasound Based Management of DDH



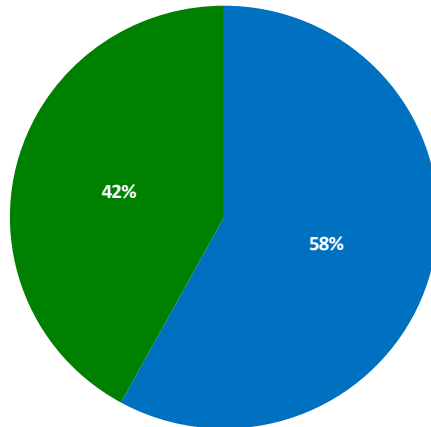
■ Excellent ■ Good ■ Neutral ■ Fair ■ Poor

Establishing a Hip Ultrasound Service



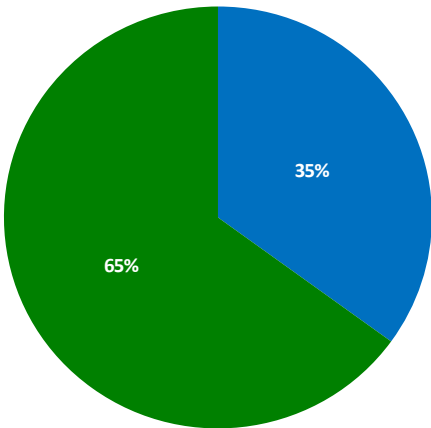
■ Excellent ■ Good ■ Neutral ■ Fair ■ Poor

What was your impression of the venue and hospitality?



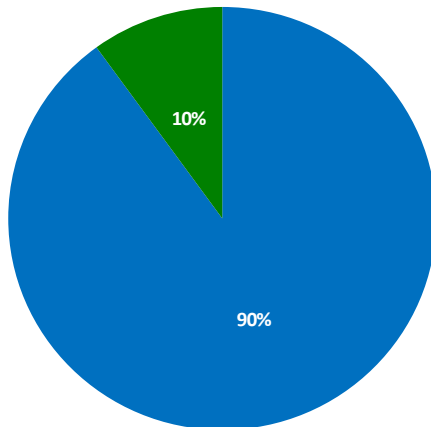
■ Excellent ■ Good ■ Neutral ■ Fair ■ Poor

How were the refreshments and lunch?



■ Excellent ■ Good ■ Neutral ■ Fair ■ Poor

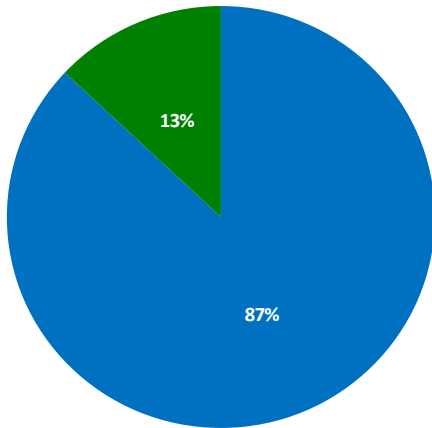
How was the general friendliness of the faculty and organisers?



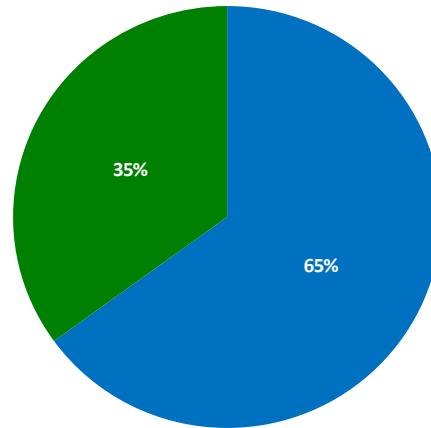
■ Very friendly ■ Friendly ■ Neutral ■ Not very friendly ■ Can't comment

# Overall Teaching Feedback

Would you recommend this course to a friend?



Do you think that this course provided good value for money?



■ Most certainly ■ Certainly ■ Probably ■ Unlikely ■ Not at all    ■ Most certainly ■ Certainly ■ Probably ■ Unlikely ■ Not at all



## Individual Comments

Excellent.

**BJ**

*Rambam Medical Centre, Haifa, Israel*

This was an excellent course and was well thought out. The literature was good, and the lectures were excellent.

**MH**

*Ashford and St Peter's Hospitals NHS Foundation Trust, United Kingdom*

This was an excellent and efficient way to learn; I thoroughly enjoyed myself. I have absolutely no complaints.

**RS**

*Blue Sky Imaging, Scunthorpe General Hospital, Scunthorpe, United Kingdom*

Excellent.

**ES**

*Hull University Teaching Hospitals NHS Trust, United Kingdom*

The course was very good and was extremely informative. All presentations and group sessions were delivered to a high standard.

**SC**

*Luton and Dunstable Hospital NHS Foundation Trust, United Kingdom*

This was a very well organised course; we were given proper time for each and every session, the facilitators were very friendly and answered our queries efficiently. They made sure that we were absorbing everything they explained to us. I have never had such a nice experience before, at any of the workshops I have attended - hats off to Dr Graf and his dedicated team.

**MG**

*West Middlesex University Hospital, Isleworth, United Kingdom*

There are no words to describe the hospitality - this is a must-attend course for every worker dealing with hip dysplasia.

**KA**

*Rambam Medical Centre, Haifa, Israel*

I really enjoyed the course and learnt so much. Hopefully, I will be able to attend the update course next year. Thank you - 5 rating.

**JU**

*Airedale General Hospital, Steeton with Eastburn, United Kingdom*

## Individual Comments

It was fantastic! I was worried that it would be too difficult, but the faculty kept it simple and reinforced the knowledge. Now, I feel more confident with the ultrasound assessment of baby hips.

**KW**

***Leeds Teaching Hospitals NHS Trust, United Kingdom***

I found the workshops particularly helpful to clarify points and to practice. I work in the Ponseti service and all babies are routinely scanned. It will also enable me to work alongside, and eventually provide cover for, the physiotherapist who currently manages the DDH service.

**NC**

***Chelsea and Westminster Hospital, London, United Kingdom***

The whole course was delivered extremely well by very knowledgeable faculty. I feel that I learnt a huge amount and am looking forward to being able to put these skills into practice.

**LH**

***The Robert Jones and Agnes Hunt Orthopaedic Hospital NHS Foundation Trust, United Kingdom***

The programme was very well organised, covering a lot of subjects which were relevant to my career. The interaction between the faculty and the delegates was a bit intimidating and very stressful at times. The catering was really good and was very well organised.

**RG**

***Nuffield Orthopaedic Centre, Oxford, United Kingdom***

I really enjoyed the course and learnt a lot. As my role is to fit the harnesses, this course will help me immensely to understand DDH better. We are currently planning to introduce a nurse-led harness clinic. Therefore, reading the scans is crucial for this to happen.

**KC**

***Musgrove Park Hospital, Taunton, United Kingdom***

The pre-course manual and general organisation of the course teaching and structure was excellent, and the workshop tutorials were invaluable. The groups were very well divided with a good ratio of tutors and students. The consolidation of course material through the tutorial group was excellent. The course organisers were friendly and approachable to ask any questions. The evening meal and the ability to network with a range of health professionals was enjoyable. I would definitely book onto the refresher course in one year. It was very relevant to the nature of my extended role as lead paediatric orthopaedic physiotherapist, where I currently scan baby hips.

**AB**

***NHS Lanarkshire, United Kingdom***

The faculty were very well organised, with excellent facilities, and provided relevant application to my practice.

**AR**

***Royal Bolton Hospital, Bolton, United Kingdom***

## Individual Comments

The organisation was very good.

**RS**

***Assuta Ashdod Medical Center, Ashdod, Israel***

This was probably the best ultrasound course I've attended. It was really friendly, informative, clear and concise. I was able to take away with me and use all the relevant information in my current role.

**SB**

***Scunthorpe General Hospital, Scunthorpe, United Kingdom***

This was an excellent course. I have come away feeling confident to start hip scanning. The faculty were very friendly and willing to help and explain.

**JB**

***Barking, Havering and Redbridge University Hospitals NHS Trust, United Kingdom***

The teaching technique and content was such that I now feel a lot more confident in understanding the anatomy I'm looking at, the technique I'm using and giving a diagnosis. Although treatment does not directly affect my role, I found it interesting to understand how the hip issues are addressed if abnormalities are found.

**MC**

***Queen's Hospital, Romford, United Kingdom***

They were long but very informative days. I enjoyed the group work with the radiologists.

**SA**

***King's Mill Hospital, Nottinghamshire, United Kingdom***

Excellent.

**HK**

***University Hospitals of Leicester NHS Trust, United Kingdom***

This is a great course for orthopaedic registrars who are interested in paediatrics.

**AJ**

***Wythenshawe Hospital, Manchester, United Kingdom***

I especially enjoyed the work in small groups – it helped to review and practice what was taught in the lectures. Everyone was very professional, friendly and approachable. Thank you very much!

**DE**

***Assaf Harofeh Medical Centre, Tzrifin, Israel***

Overall, it was well organised and useful.

**AS**

***Sydney Children's Hospital, Sydney, Australia***

## Individual Comments

I now have a better understanding of the infant hip ultrasound. I did my first list yesterday since returning from the course, and had a recap of the things that were taught. Many thanks!

**PG**

***Chelsea and Westminster Hospital, London, United Kingdom***

This was extremely well done. Every effort was made to make sure that all teaching was understood. I appreciated the patience with which all of the delegates questions were answered.

**TH**

***Hillingdon Hospitals NHS Foundation Trust, United Kingdom***

I enjoyed the course; it was very relevant to my career.

**JM**

***Wolfson Medical Center, Holon, Israel***

This was an amazing course, which was extremely relevant and provided the required knowledge to start practicing hip ultrasounds.

**PK**

***Rambam Medical Centre, Haifa, Israel***

It was very good.

**UR**

***Rambam Medical Centre, Haifa, Israel***

Excellent.

**BJ**

***Rambam Medical Centre, Haifa, Israel***

A well organised and structured course.

**AA**

***Guy's and St Thomas' Hospital NHS Foundation Trust, United Kingdom***

This was an excellent course; I will certainly participate in future updates.

**AB**

***Dr Victor Babes Foundation, Bucharest, Romania***

I thought it was a very well organised and taught course. Thank you so much for catering to my gluten free diet – I really appreciated it.

**RM**

***Leicester Royal Infirmary, Leicester, United Kingdom***

## Individual Comments

This was an excellent course. It really improved my understanding and knowledge of hip sonography, which will be invaluable in my role as a nurse applying and adjusting Pavlik harnesses. The facilities and teaching were all very good and the staff were very friendly.

**WS**

*Musgrove Park Hospital, Taunton, United Kingdom*

This was an excellent course and was totally relevant to my career.

**SM**

*Hull University Teaching Hospitals NHS Trust, United Kingdom*

My general impression regarding the organisation of the course and the usefulness of the career was very good.

**MF**

*Dana-Dwek Children's Hospital, Tel Aviv, Israel*

It was amazing.

**TL**

*Homerton University Hospital, London, United Kingdom*

This was a very informative course with excellent tutors and helpful workshops. I would highly recommend it.

**SD**

*Noordwest Ziekenhuisgroep Alkmaar, Alkmaar, Netherlands*

This was a very well organised course; it was both useful and informative. The presentations were good and were relevant to my career.

**SV**

*Hadassah Medical Center, Jerusalem, Israel*

The course was good for my career - thanks for everything.

**PE**

*Mashov Rentgen Clinic, Haifa, Israel*

This was one of the best courses I have attended; it was excellent. I know this will change my practice for the better. The faculty were brilliant, and I will be recommending to everyone who does hip ultrasounds to attend.

**CA**

*Ashford and St Peter's Hospitals NHS Foundation Trust, United Kingdom*

## Individual Comments

It was excellent and very informative.

**RF**

*Homerton University Hospital, London, United Kingdom*

The organisation was excellent. The teachers provided clear explanations, useful information, and impeccable presentations. I hope that this course will prove to be very useful for early diagnosis and treatment of DDH.

**BD**

*Sf. Maria Children's Hospital, Iasi, Romania*

This was a very impressive, well-structured and useful course.

**RD**

*Royal Bournemouth and Christchurch Hospitals NHS Foundation Trust, United Kingdom*

This was a very well organised and well-run course. I was very glad that I was able to attend.

**KP**

*Luton and Dunstable Hospital NHS Foundation Trust, United Kingdom*



# DOCTORS ACADEMY

BETTER EDUCATION. BETTER HEALTH.

Doctors Academy is a UK-based International Non-Profit Organisation comprising of doctors, dentists and scientists that undertakes a diverse range of educational activities globally. The aim of the Academy is to disseminate information and exchange medical knowledge between professionals from diverse backgrounds working in a variety of healthcare settings. This is achieved by the provision of a number of attendance courses, publishing house, online resources and international events / competitions.

## Courses (a selection):

### Undergraduate:

- Final Year Medicine and Surgical Revision Courses
- Training the Clinical Anatomy Trainer
- Clinical Anatomy as Applied to Trauma and Emergency Medicine
- Surgical Anatomy of Important Operative Procedures
- Future Surgeons: Key Skills (RCSEd delivered)
- Structured Introduction to Surgical Skills

### Postgraduate:

- MRCS Part A
- MRCEM Part A
- MRCS Part B OSCE
- DOHNS: Intensive Revision & OSCE
- Intercollegiate Basic Surgical Skills (RCSEd delivered)
- MRCP PACES Part 2
- FRCS (General Surgery) Exit Exam
- Cadaveric Ultrasound-Guided Musculoskeletal Intervention Course
- Ultrasound-Assisted Botulinum Toxin Injection for Neuromuscular Disorders
- Live Advanced Laparoscopic Colorectal Course



## Forthcoming key events:

- International Medical Summer School
- International Academic and Research Conference
- World University Anatomy Challenge

## Publications



[publications.doctorsacademy.org](http://publications.doctorsacademy.org)

## World Journal of Medical Education & Research



Peer-reviewed academic journal with ISSN.

- No fee to view, read and download articles
- No subscription charges
- No submission fees
- No manuscript processing fee
- No publishing fee
- No cost to read, write or publish!

[wjmer.co.uk](http://wjmer.co.uk)

## Online Revision Resources

DoctorExams consists of 1000s of questions with detailed explanations in MCQ, EMQ, SBA and SAQ formats. Questions are written by the Doctors Academy group of experienced clinicians and clinical academics, with mock exams and feedback on performance included to aid a candidate's focused revision of topics. Based on past exams, these questions are carefully crafted to suit the requirements of undergraduate students & postgraduate trainees undertaking relevant speciality exams.

### Resources for:

- Medical Students
- Dental Students
- International Entrance Exams
- MRCS Exams
- General Surgery Exams
- Plastic Surgery Exams
- DOHNS Exams

[www.doctorexams.co.uk](http://www.doctorexams.co.uk)

# [www.doctorsacademy.org](http://www.doctorsacademy.org)