

**35th Graf Ultrasound
(2-day Basic Course)**
for the Diagnosis and Management of Dysplasia of the Infant Hip



Feedback - September 2021

35th Graf Ultrasound (2-day Basic Course)

for the Diagnosis and Management of Dysplasia of the Infant Hip

This well-established and hugely popular course, previously run in Dorchester for 25 years as the West Dorset Hip Course, is led by Professor Reinhard Graf, Professor of Orthopaedics at the University of Graz, Austria. The course comprised of a large number of experienced consultant faculty who aimed to provide the participants with a thorough understanding of the role of ultrasound in the diagnosis and management of Developmental Dysplasia of the Hip (previously known as Congenital Dislocation of the Hip). The course covered the theoretical knowledge and practical skills necessary to perform and interpret infant hip ultrasound examination, and the management based on the ultrasound findings. Aspects such as choice of equipment and setting up an ultrasound service were also covered.

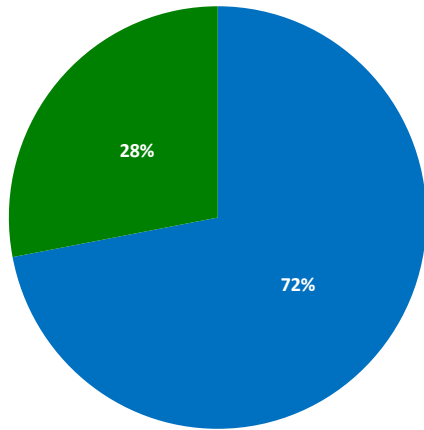
Course Information

Course Date:	13th September 2021 15th September 2021
Venue:	Virtual Course held via Zoom (13th September 2021) Doctors Academy Centre, Cardiff Bay, Cardiff (15th September 2021)
Attendance:	18 Delegates
Aimed at:	Midwives; Obstetric Nurses; Orthopaedic Surgeons; Paediatricians; Paediatric Surgeons; Physiotherapists; Radiographers; Radiologists; Sonographers; Speciality Nurses; Speciality Registrars and Trainees in any of the above disciplines; Surgical or Advanced Care Practitioners.
Course Fee:	£485.00



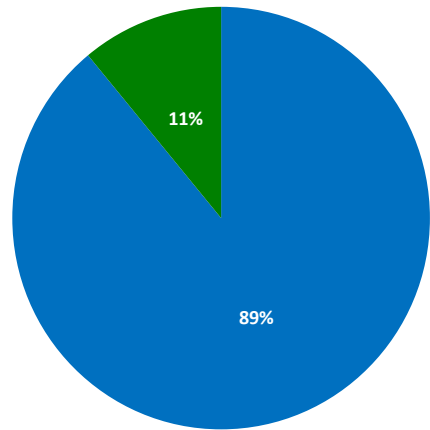
Overall Feedback

How was the clarity of the lectures?



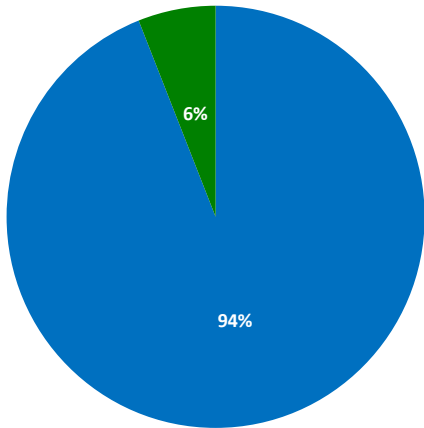
■ Excellent ■ Good ■ Neutral ■ Fair ■ Poor

How would you rate the general academic standard of the tutors?



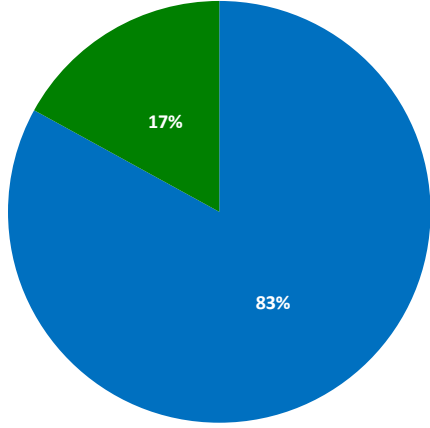
■ Excellent ■ Good ■ Neutral ■ Fair ■ Poor

How do you rate the relevance of the course to your career?



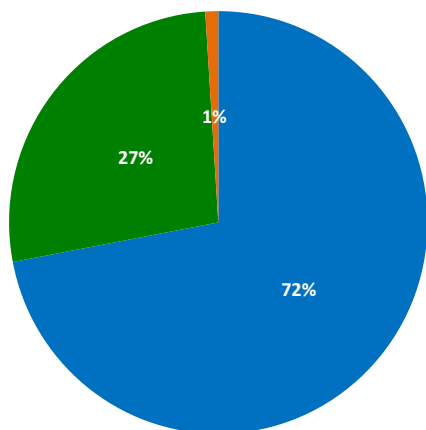
■ Excellent ■ Good ■ Neutral ■ Fair ■ Poor

Anatomy and Ultrasound of a Normal Infant Hip Joint



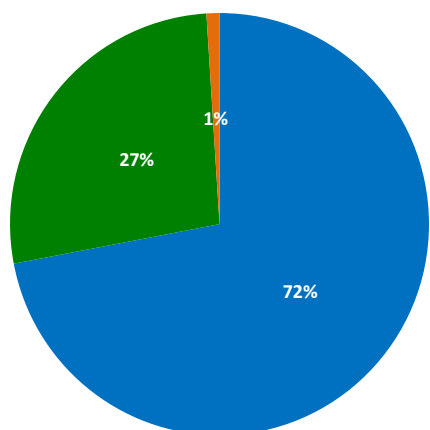
■ Excellent ■ Very Good ■ Good ■ Poor ■ Very Poor

Reproducible Standard Plane



■ Excellent ■ Very Good ■ Good ■ Poor ■ Very Poor

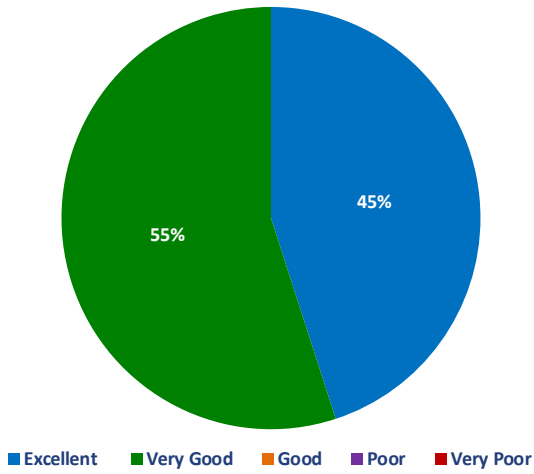
Hip Types



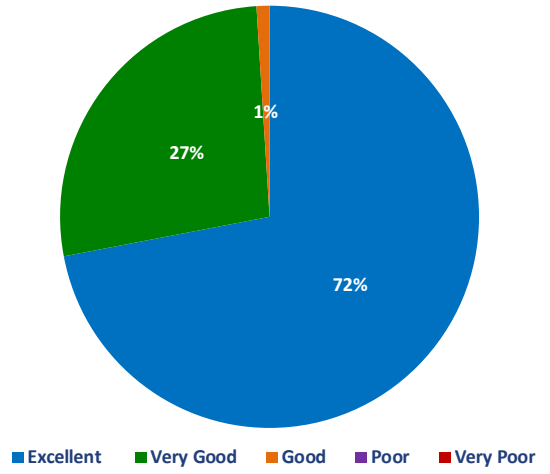
■ Excellent ■ Very Good ■ Good ■ Poor ■ Very Poor

Overall Feedback

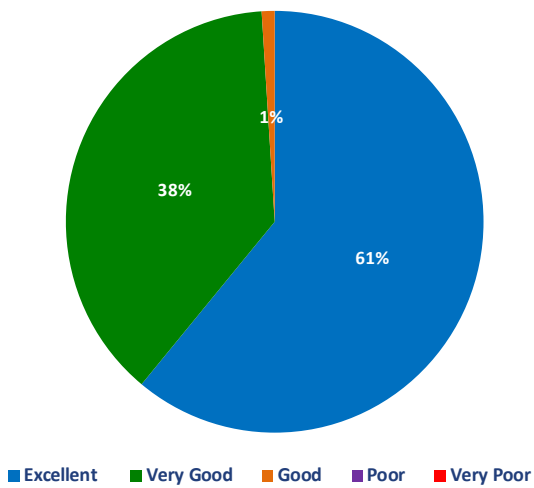
Scanning Technique and How to Set Up Your Examination Room



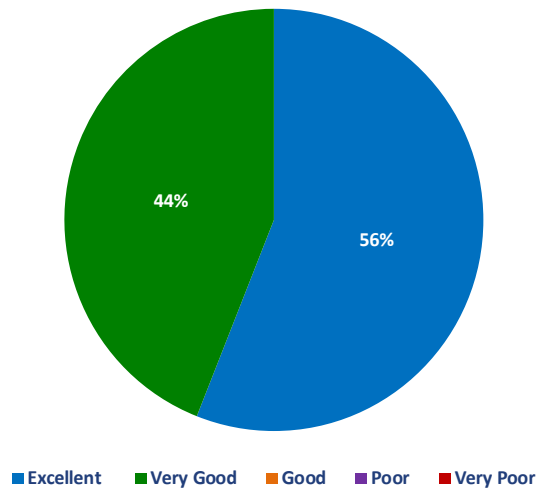
Graf Hip Types – Measurement and Classification



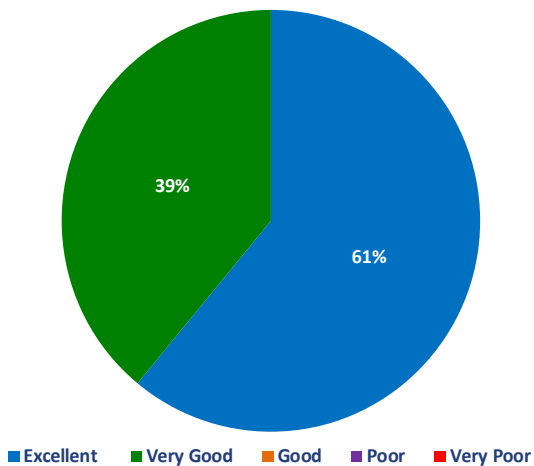
Tilting Errors



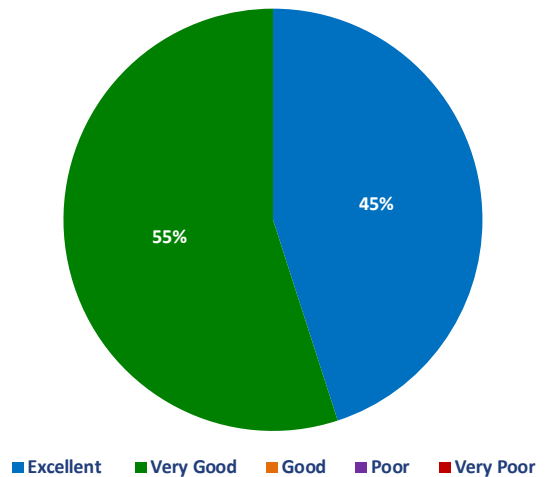
Reporting in Hip Ultrasound



Early Developmental Dysplasia of the Hip Treatment Based on Graf Method

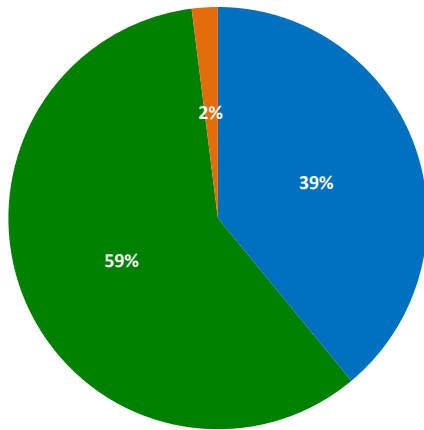


Developmental Dysplasia of the Hip Screening – Clinical/Selective/Universal



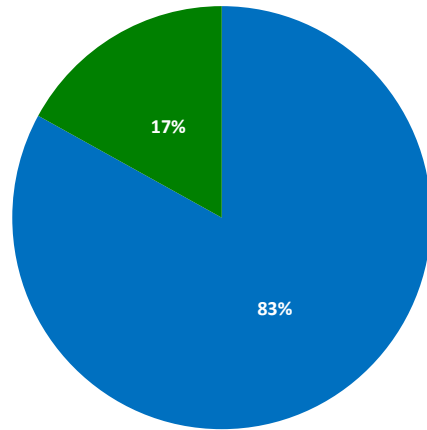
Overall Feedback

Different Ultrasound Techniques



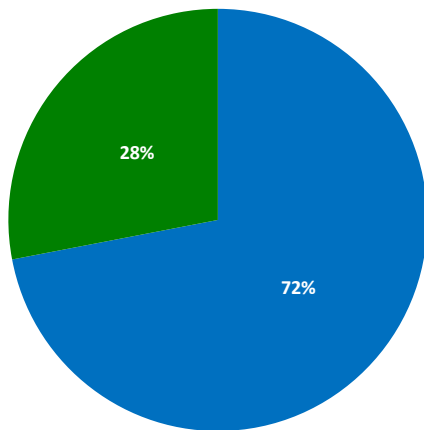
■ Excellent ■ Very Good ■ Good ■ Poor ■ Very Poor

Anatomical Definitions



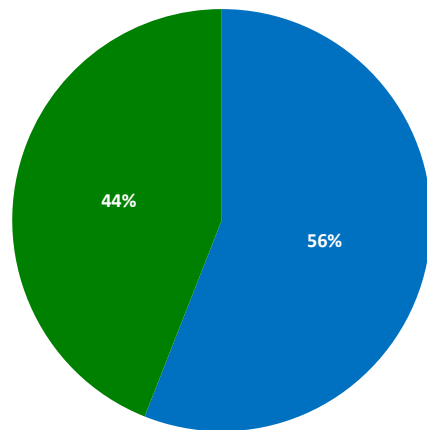
■ Excellent ■ Very Good ■ Good ■ Poor ■ Very Poor

Useability Check



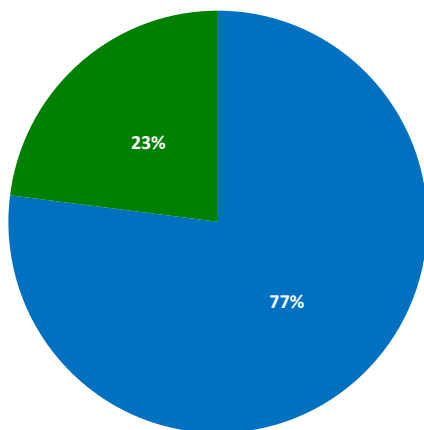
■ Excellent ■ Very Good ■ Good ■ Poor ■ Very Poor

Phantom Hip Scanning



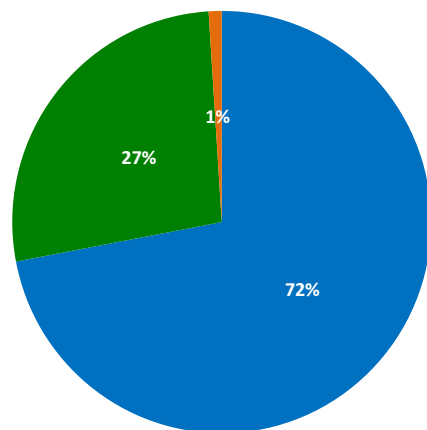
■ Excellent ■ Very Good ■ Good ■ Poor ■ Very Poor

Types of Hip



■ Excellent ■ Very Good ■ Good ■ Poor ■ Very Poor

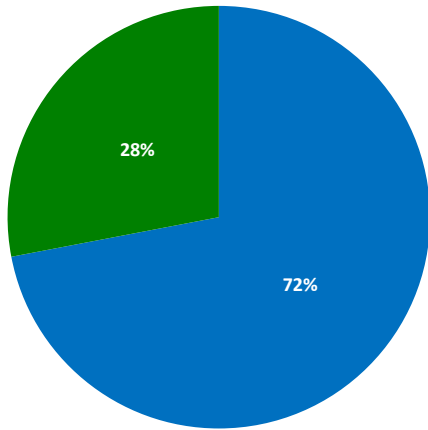
Measurement and Classification



■ Excellent ■ Very Good ■ Good ■ Poor ■ Very Poor

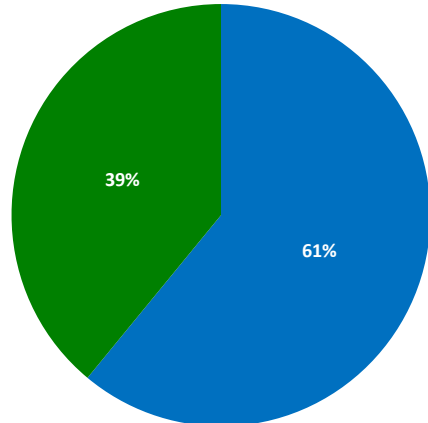
Overall Feedback

Tilting Errors



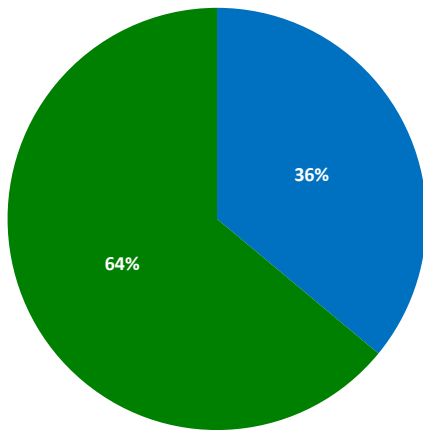
■ Excellent ■ Very Good ■ Good ■ Poor ■ Very Poor

How would you rate the appropriateness of Zoom for the delivery of Day 1 of this course?



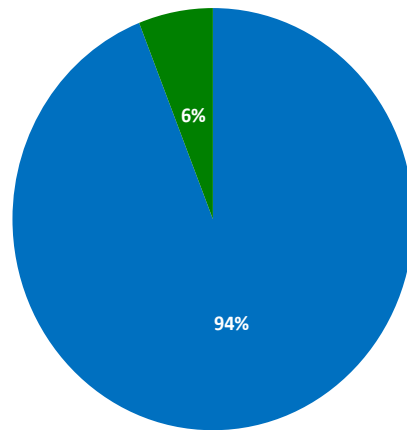
■ Excellent ■ Good ■ Neutral ■ Fair ■ Poor

How were the facilities and venue?



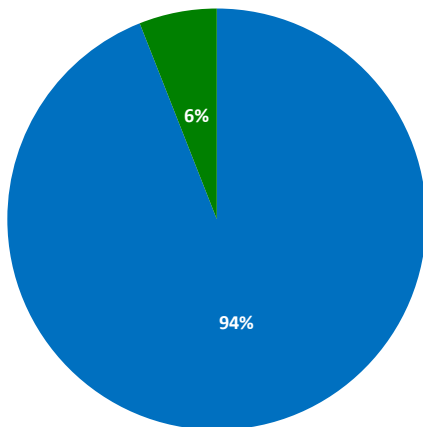
■ Excellent ■ Good ■ Neutral ■ Fair ■ Poor

How were the refreshments and lunch?



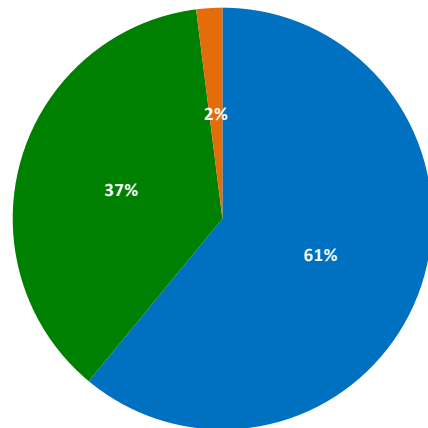
■ Excellent ■ Good ■ Neutral ■ Fair ■ Poor

How was the general friendliness of the faculty and organisers?



■ Very friendly ■ Friendly ■ Neutral
■ Not very friendly ■ Can't comment

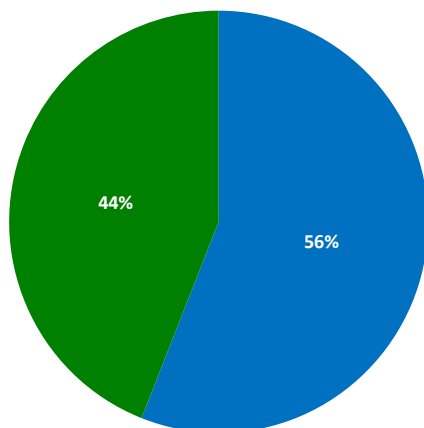
Would you recommend this course to a friend?



■ Most certainly ■ Certainly ■ Probably ■ Unlikely ■ Not at all

Overall Feedback

Do you think that this course provided good value for money?



■ Most certainly ■ Certainly ■ Probably ■ Unlikely ■ Not at all

Individual Comments

The course is relevant for setting up standards we all should follow. What we learned was very important for reproducibility. This will reduce common mistakes. I loved the course especially only starting to scan ddh, is a good start. I would recommend anyone to do the course before they put probe on the baby.

MT

Coombe Women and Infants University Hospital, Ireland

The faculty were very knowledgeable and very approachable. The course is very relevant to my career.

SM

Singleton Hospital, Wales

Brilliant.

EB

Homerton University Hospital, London, UK

I am a sonographer in Ireland and this course was one of the most useful ultrasound study days I've been to. Very interactive and kept to point. Thank you very much.

KF

Children's Health Ireland, Ireland

I feel confident in what I have learnt from the course, applying my new knowledge to my hospital service to help improve it, and my ability to be able to impart this knowledge to fellow colleagues unable to attend the course.

FG

Galway University Hospital, Ireland

It was a great experience, very educative, and informative course program overall.

EB

University Hospitals of Leicester NHS Trust, UK

Excellent.

GM

Bristol Royal Infirmary, Bristol, UK

Hello. Due to the fact that i am not from UK, and due to the pandemic situation, it was a little bit hard for me to organise my trip to Cardiff (15 hours on the road+sky each way) and also the costs of everything, but it really worth it. I would do it again any time. First of all I was very impressed that the people was very friendly, with a sincere desire to teach you everything they know. Everything regarding organisation was appropriate. All the explanations were very clear and after this course I feel like I can perform a good quality of baby hip ultrasound. I want to thank everybody who was involved in organisation and to congratulate all the teachers and colleagues.

LR

Pediatric Center Vital Ped Targu Mures, Romania

Individual Comments

Very well presented and so much information was given by the highly skilled and professional speakers. The information gained will help me to scan with confidence. Thank you to all the speakers and the organising committee.

MS

Barnet Hospital, England, UK

Everything excellent, can't say any less. I feel confident in starting hip scanning/training with my sonographer colleague in the next few weeks.

AM

Jersey General Hospital, Saint Helier, Jersey

I really enjoyed the course. It clarified many of my queries. I feel more confident now to perform and report a baby hip ultrasound.

EK

CWM Taf University Health Board, UK

I learnt a lot of new knowledge, and I feel confident in helping teach my colleagues in the department the same.

FG

Galway University Hospital



DOCTORS ACADEMY

BETTER EDUCATION. BETTER HEALTH.

Doctors Academy is a UK-based International Non-Profit Organisation comprising of doctors, dentists and scientists that undertakes a diverse range of educational activities globally. The aim of the Academy is to disseminate information and exchange medical knowledge between professionals from diverse backgrounds working in a variety of healthcare settings. This is achieved by the provision of a number of attendance courses, publishing house, online resources and international events / competitions.

Courses (a selection):

Undergraduate:

- Final Year Medicine and Surgical Revision Courses
- Training the Clinical Anatomy Trainer
- Clinical Anatomy as Applied to Trauma and Emergency Medicine
- Surgical Anatomy of Important Operative Procedures
- Future Surgeons: Key Skills (RCSEd delivered)
- Structured Introduction to Surgical Skills

Postgraduate:

- MRCS Part A
- MRCEM Part A
- MRCS Part B OSCE
- DOHNS: Intensive Revision & OSCE
- Intercollegiate Basic Surgical Skills (RCSEd delivered)
- MRCP PACES Part 2
- FRCS (General Surgery) Exit Exam
- Cadaveric Ultrasound-Guided Musculoskeletal Intervention Course
- Ultrasound-Assisted Botulinum Toxin Injection for Neuromuscular Disorders
- Live Advanced Laparoscopic Colorectal Course



Forthcoming key events:

- International Medical Summer School
- International Academic and Research Conference
- World University Anatomy Challenge

Publications



publications.doctorsacademy.org

World Journal of Medical Education & Research



Peer-reviewed academic journal
with ISSN.

- No fee to view, read and download articles
- No subscription charges
- No submission fees
- No manuscript processing fee
- No publishing fee
- No cost to read, write or publish!

wjmer.co.uk

Online Revision Resources

DoctorExams consists of 1000s of questions with detailed explanations in MCQ, EMQ, SBA and SAQ formats. Questions are written by the Doctors Academy group of experienced clinicians and clinical academics, with mock exams and feedback on performance included to aid a candidate's focused revision of topics. Based on past exams, these questions are carefully crafted to suit the requirements of undergraduate students & postgraduate trainees undertaking relevant speciality exams.

Resources for:

- Medical Students
- Dental Students
- International Entrance Exams
- MRCS Exams
- General Surgery Exams
- Plastic Surgery Exams
- DOHNS Exams

www.doctorexams.co.uk

www.doctorsacademy.org