

Graf Ultrasound Course: Two-Day Basic Course

for the Diagnosis and Management of Dysplasia of the Infant Hip
(Glasgow)



Feedback - Feb/March 2024

Graf Ultrasound Course: Two-Day Basic Course

**for the Diagnosis and Management of Developmental Dysplasia of the
Infant Hip (Glasgow)**

This well-established and hugely popular course, previously run in Dorchester for 25 years as the West Dorset Hip Course, was led by Professor Reinhard Graf, Professor of Orthopaedics at the University of Graz, Austria. The course comprised of a large number of experienced consultant faculty and aimed to provide the participants with a thorough understanding of the role of ultrasound in the diagnosis and management of Developmental Dysplasia of the Hip (previously known as Congenital Dislocation of the Hip). The course covered the theoretical knowledge and practical skills necessary to perform and interpret infant hip ultrasound examination, and the management based on the ultrasound findings. Aspects such as choice of equipment and setting up an ultrasound service were also covered.

Course Information

Course Date: 26th February 2024 and
1st March 2024

Venue: Theoretical Component Held
via Zoom (26th February 2024)

**Practical Component Held at
DoubleTree by Hilton Glasgow
Central, Glasgow
(1st March 2024)**

Attendance: 26 Delegates

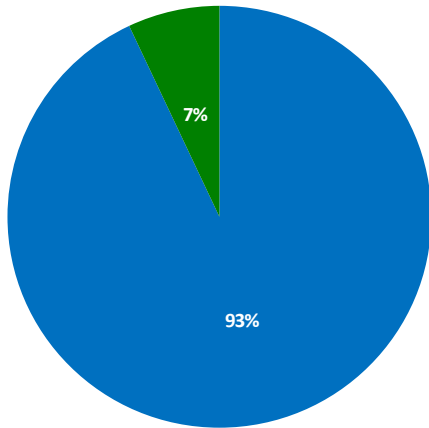
Aimed at: Midwives;
Obstetric Nurses;
Orthopaedic Surgeons;
Paediatricians;
Paediatric Surgeons;
Physiotherapists;
Radiographers;
Radiologists;
Sonographers;
Speciality Nurses;
Speciality Registrars and
Trainees in any of the above
disciplines;
Surgical or Advanced Care
Practitioners.

Course Fee: £485.00



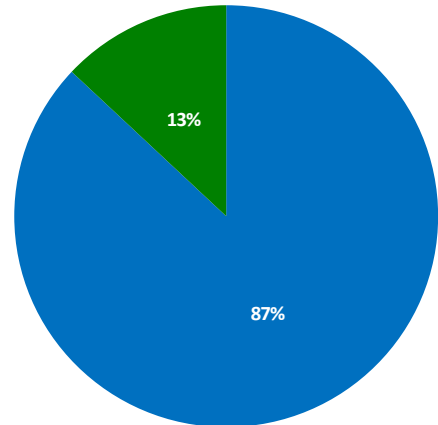
Overall Feedback

How was the clarity of the lectures?



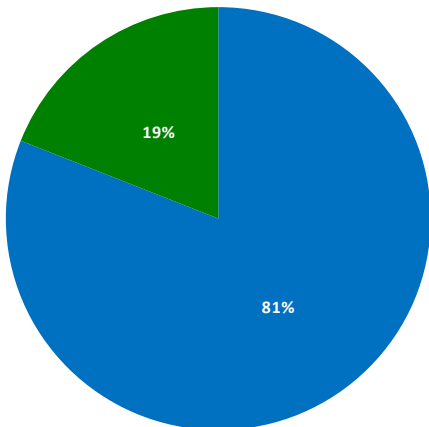
■ Excellent ■ Good ■ Neutral ■ Fair ■ Poor

How would you rate the general academic standard of the tutors?



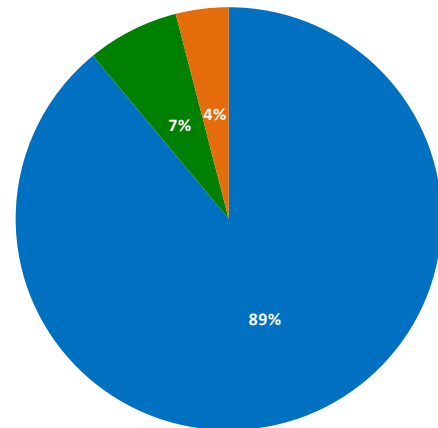
■ Excellent ■ Good ■ Neutral ■ Fair ■ Poor

How do you rate the relevance of the course to your career?



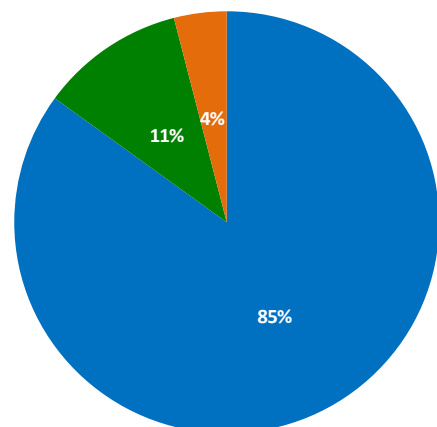
■ Excellent ■ Good ■ Neutral ■ Fair ■ Poor

Checklist 1: Anatomical Identification



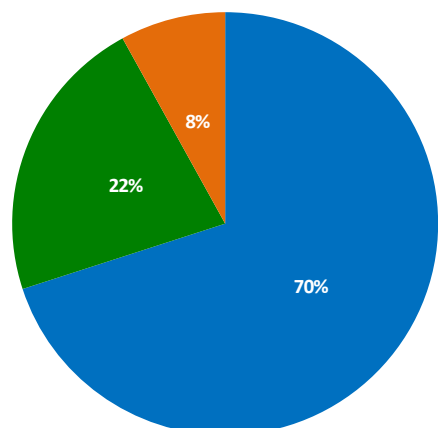
■ Excellent ■ Very Good ■ Good ■ Poor ■ Very poor

Checklist 2: Usability Check



■ Excellent ■ Very Good ■ Good ■ Poor ■ Very poor

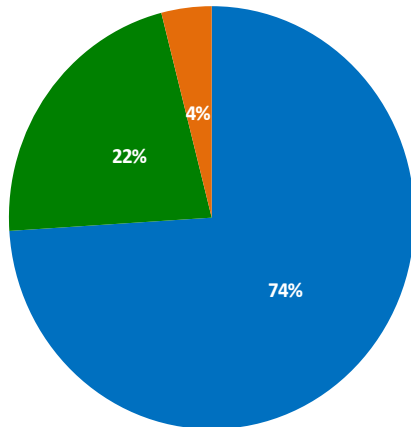
Graf Types: Description/Eyeballing



■ Excellent ■ Very Good ■ Good ■ Poor ■ Very poor

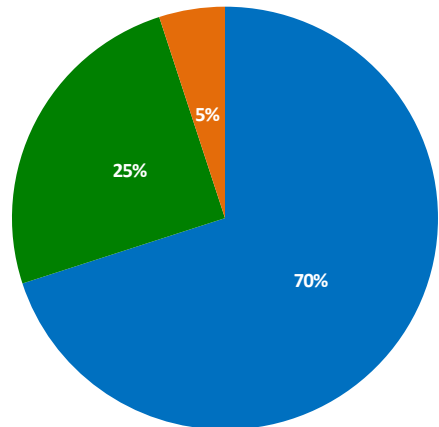
Overall Feedback

Measurement and Classification



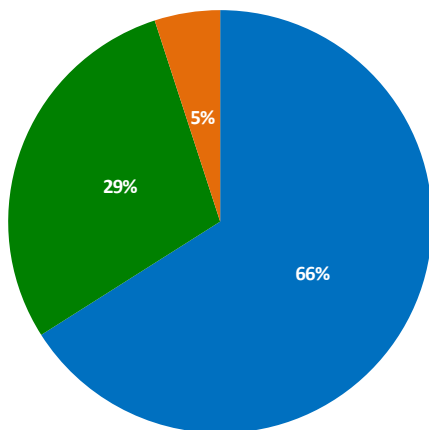
■ Excellent ■ Very Good ■ Good ■ Poor ■ Very poor

Scanning Technique (video)



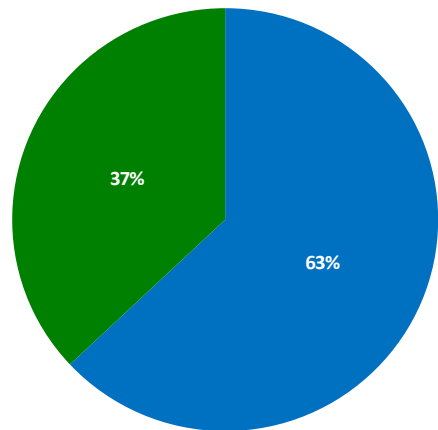
■ Excellent ■ Very Good ■ Good ■ Poor ■ Very poor

Tilting Errors and Pitfalls



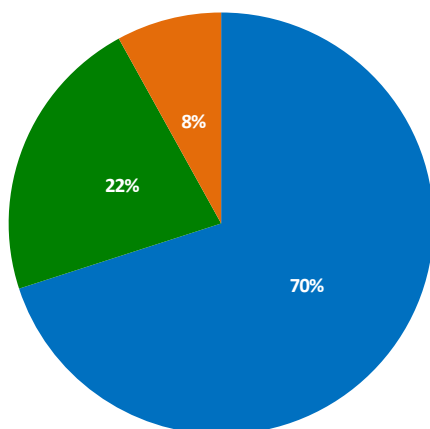
■ Excellent ■ Very Good ■ Good ■ Poor ■ Very poor

Treatment According to US Classification



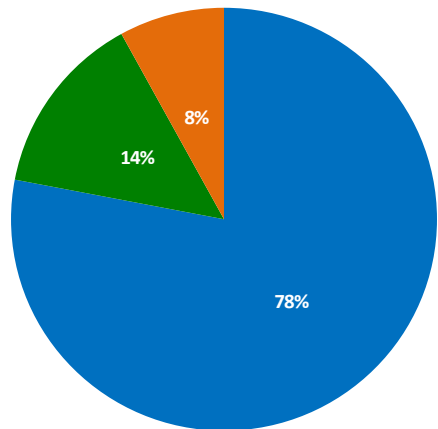
■ Excellent ■ Very Good ■ Good ■ Poor ■ Very poor

Clinical/Selective/Universal Screening



■ Excellent ■ Very Good ■ Good ■ Poor ■ Very poor

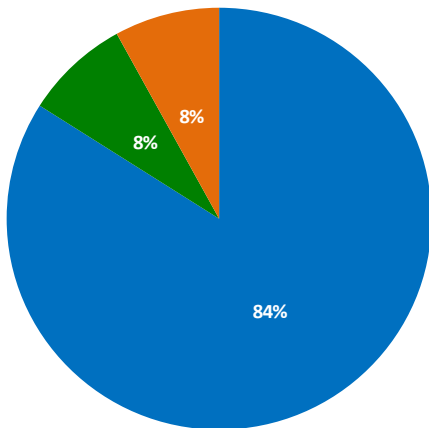
Why the Graf Method?



■ Excellent ■ Very Good ■ Good ■ Poor ■ Very poor

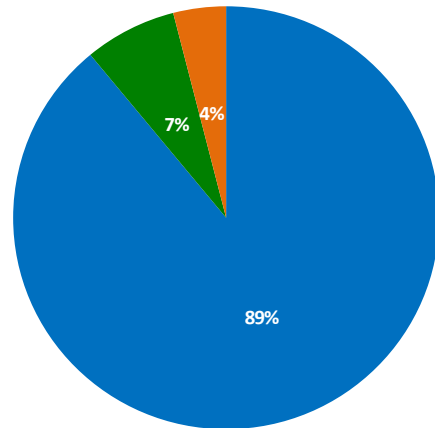
Overall Feedback

Anatomical Definitions



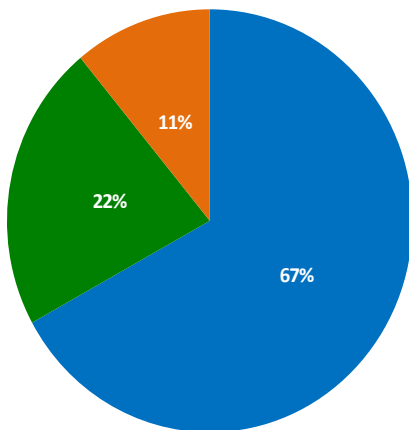
■ Excellent ■ Very Good ■ Good ■ Poor ■ Very poor

Useability Check



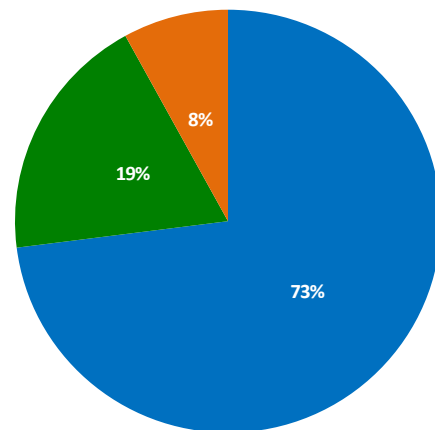
■ Excellent ■ Very Good ■ Good ■ Poor ■ Very poor

Phantom Hip Scanning



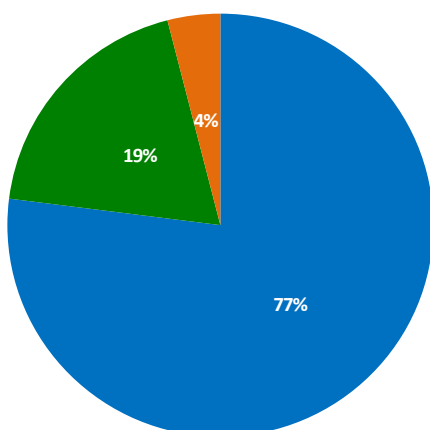
■ Excellent ■ Very Good ■ Good ■ Poor ■ Very poor

Types of Hip



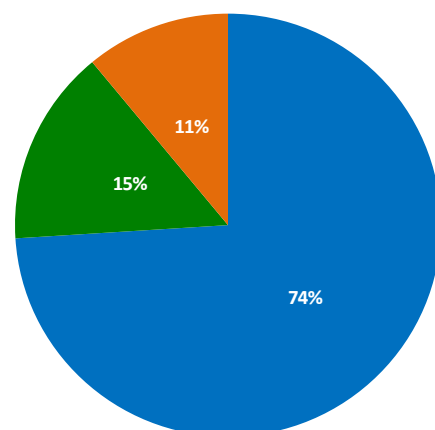
■ Excellent ■ Very Good ■ Good ■ Poor ■ Very poor

Measurement and Classification



■ Excellent ■ Very Good ■ Good ■ Poor ■ Very poor

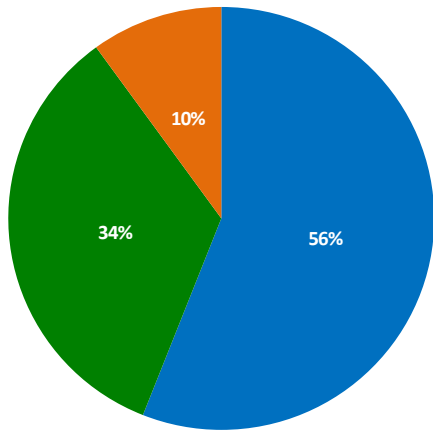
Tilting Errors



■ Excellent ■ Very Good ■ Good ■ Poor ■ Very poor

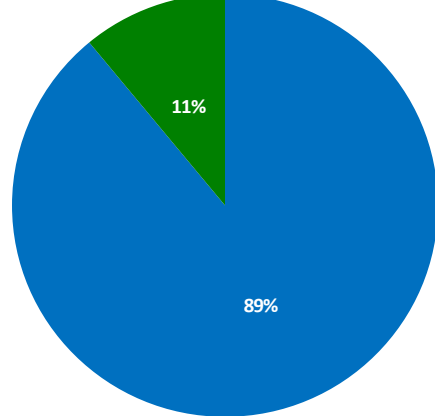
Overall Feedback

Reporting and Audit



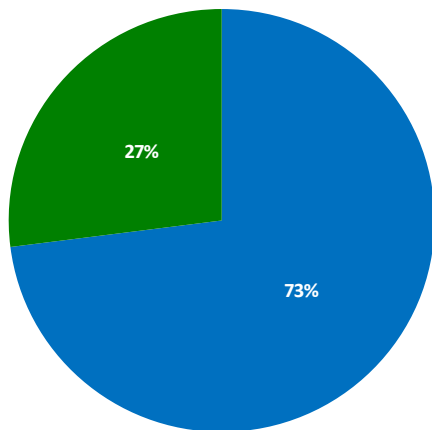
■ Excellent ■ Very Good ■ Good ■ Poor ■ Very poor

How would you rate the appropriateness of Zoom for the delivery of Day 1 of this course?



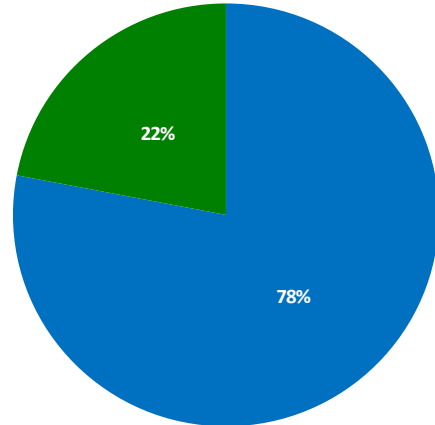
■ Excellent ■ Good ■ Neutral ■ Fair ■ Poor

How were the facilities and venue?



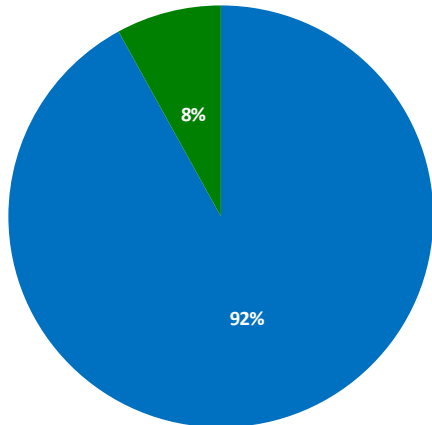
■ Excellent ■ Good ■ Neutral ■ Fair ■ Poor

How were the refreshments and lunch?



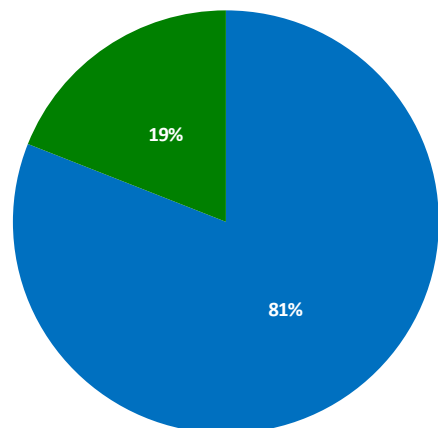
■ Excellent ■ Good ■ Neutral ■ Fair ■ Poor

How was the general friendliness of the faculty and organisers?



■ Very friendly ■ Friendly ■ Neutral ■ Not very friendly ■ Can't comment

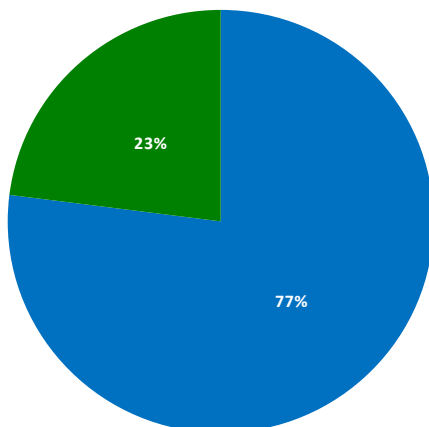
Would you recommend this course to a friend?



■ Most certainly ■ Certainly ■ Probably ■ Unlikely ■ Not at all

Overall Feedback

Do you think that this course provided good value for money?



■ Most certainly ■ Certainly ■ Probably ■ Unlikely ■ Not at all

Individual Comments

I found both days extremely useful, Information given was relevant and very educational. The presenters and organisers were second to none and extremely helpful.

IT

Mid Yorkshire Hospitals NHS Trust, UK

The teaching, both theory and the practical sessions were brilliant, learnt a lot. The faculty staff were all willing to teach and help alleviate my confusions.

MU

Rotunda Hospital, Dublin, Ireland, UK

Very good, thank you.

YY

Very informative and well run course.

RJ

Glan Clwyd Hospital, Rhyl, UK

In my opinion it is a great course for a sonographer to undertake and I will highly recommend to colleagues. Nothing was irrelevant, I feel like I learned a lot of important information and look forward to putting it into practice.

CR

Our lady of Lourdes, Drogheda, Ireland, UK

Everything was excellent!

CC

Children Clinical Emergency Hospital "Maria S. Curie", Bucharest, Romania

Excellent - I'm very glad I went!

TG

Royal Aberdeen Children's Hospital, Aberdeen, UK

Very well organised and very helpful.

FM

Our Lady of Lourdes, Drogheda, Ireland, UK

Everything was excellent!

CC

Children Clinical Emergency Hospital "Maria S. Curie", Bucharest, Romania

Individual Comments

Great delivery and effective reinforcement of GRAF technique and theory.

CG

Altnagelvin Area Hospital, Londonderry, UK

Really well planned day, helpful and friendly faculty, would highly recommend.

SG

Royal Manchester Children's Hospital, Manchester, UK

I found the course very informative, faculty were very approachable and patient in their delivery and ensuring participants understood information presented.

NC

Musgrave Park Hospital, Belfast, UK

The overall set up and running of the course was very organised and very informative.

LK

Wrightington, Wigan and Leigh NHS Foundation Trust, UK

Verry good useful course.

DD

University Medical Centre Groningen, Netherlands, UK



DOCTORS ACADEMY

BETTER EDUCATION. BETTER HEALTH.

Doctors Academy is a UK-based International Non-Profit Organisation comprising of doctors, dentists and scientists that undertakes a diverse range of educational activities globally. The aim of the Academy is to disseminate information and exchange medical knowledge between professionals from diverse backgrounds working in a variety of healthcare settings. This is achieved by the provision of a number of attendance courses, publishing house, online resources and international events / competitions.

Courses (a selection):

Undergraduate:

- Final Year Medicine and Surgical Revision Courses
- Training the Clinical Anatomy Trainer
- Clinical Anatomy as Applied to Trauma and Emergency Medicine
- Surgical Anatomy of Important Operative Procedures
- Future Surgeons: Key Skills (RCSEd delivered)
- Structured Introduction to Surgical Skills

Postgraduate:

- MRCS Part A
- MRCEM Part A
- MRCS Part B OSCE
- DOHNS: Intensive Revision & OSCE
- Intercollegiate Basic Surgical Skills (RCSEd delivered)
- MRCP PACES Part 2
- FRCS (General Surgery) Exit Exam
- Cadaveric Ultrasound-Guided Musculoskeletal Intervention Course
- Ultrasound-Assisted Botulinum Toxin Injection for Neuromuscular Disorders
- Live Advanced Laparoscopic Colorectal Course



Forthcoming key events:

- International Medical Summer School
- International Academic and Research Conference
- World University Anatomy Challenge

Publications



publications.doctorsacademy.org

World Journal of Medical Education & Research



Peer-reviewed academic journal
with ISSN.

- No fee to view, read and download articles
- No subscription charges
- No submission fees
- No manuscript processing fee
- No publishing fee
- No cost to read, write or publish!

wjmer.co.uk

Online Revision Resources

DoctorExams consists of 1000s of questions with detailed explanations in MCQ, EMQ, SBA and SAQ formats. Questions are written by the Doctors Academy group of experienced clinicians and clinical academics, with mock exams and feedback on performance included to aid a candidate's focused revision of topics. Based on past exams, these questions are carefully crafted to suit the requirements of undergraduate students & postgraduate trainees undertaking relevant speciality exams.

Resources for:

- Medical Students
- Dental Students
- International Entrance Exams
- MRCS Exams
- General Surgery Exams
- Plastic Surgery Exams
- DOHNS Exams

www.doctorexams.co.uk

www.doctorsacademy.org