

The Royal College of Surgeons of Edinburgh
Future Surgeons: Key Skills

Feedback - May 2014

The Royal College of Surgeons of Edinburgh Future Surgeons: Key Skills

This one day Consultant-led course is specifically aimed at providing junior doctors with the intention of pursuing a career in surgery with a structured programme to learn basic surgical skills and techniques; through the introduction of safe basic surgical techniques that are common to all surgical practices.

Features & Highlights:

- Tutored and supervised by Consultant surgeons from various disciplines.
- Practical course with a high tutor-to-participant ratio.
- Delivered using a series of tutor demonstrations and hands-on sessions where participants work on animal tissue.
- An official course of The Royal College of Surgeons of Edinburgh specifically aimed at junior doctors intending to pursue a career in surgery.
- Certificate for portfolio from The Royal College of Surgeons of Edinburgh and Doctors Academy.



Course Information

Course date:	31st May 2014
Venue:	Education Centre The Christie Hospital Manchester, UK
Attendance:	19 Delegates
Aimed at:	Junior doctors interested in pursuing a career in surgery.
	Senior Medical Students also welcome.
Course fee:	£75.00

Run in partnership with:



Learning Outcomes:

- Demonstrate safe practice when gowning and gloving.
- Handle commonly used surgical instruments in a safe and effective manner.
- Create secure 'Reef' and 'Surgeons' knots.
- Pick up and safely drive a needle through tissue with accurate bite placement.
- Perform an interrupted suture close to a wound.
- Demonstrate the steps for excising a skin lesion under local anaesthesia.
- Excise a subcutaneous cyst.
- Drain a superficial abscess.
- Perform the steps to debride a traumatic wound.
- Perform basic techniques used for endoscopy.
- Explain the principles of using safe diathermy.

Course Programme

0830	Registration		
0850	Introduction	Seminar Room	Mr C Selvasekar/ Mr K Gajanan
0900	Gowning and Gloving	Wet lab (demo & practice)	Mr R Tandon
0940	Handling Instruments	Wet lab (demo & practice)	Mr G Hooper
1015	Knot-tying (1) • Reef knot • Instrument tie	Wet lab (demo & practice)	Mr R Tandon
1100 - 1115		Refreshment Break	
1115	Knot-tying (2) • Surgeon knot	Wet lab (demo & practice)	Mr R Tandon
1200	Suturing • Needle Manipulation • Interrupted Sutures • Sub-cuticular absorbable sutures • Assisting • Continuous suture	Wet lab (demo & practice)	Mr I Wallace
1300 - 1340		Lunch Break	
1340	LA Techniques, Skin Lesions & Wound Management • Skin lesions • Cyst removal • Abscess drainage & excision • Debridement	Wet lab (demo & practice)	Mr G Hooper
1440	Diathermy	Wet lab (Lecture/Practice)	Mr G Hooper Mr K Gajanan
1510	Laparoscopy Skills • Hand-eye co-ordination • Polo mints exercise • Sugar cubes exercise	Wet lab (Structured practice)	Mr K Gajanan
1610	Question and answer session	Seminar room	ALL
1630	Feedback and close		

Faculty

Mr Roop Tandon, MBBS, FRCS

Course Convenor

Retired Consultant Orthopaedic Surgeon, Wolverhampton Hospital

Surgical Tutor - RCS Edinburgh

Mr Chelliah Selvasekar, MBBS, MD, FRCS (Ed, Glas), FRCS Ed (Gen. Surg)

Course Facilitator and Local Coordinator

Consultant General, Laparoscopic & Colorectal Surgeon

Christie NHS Foundation Trust, Manchester

Mr Geoffrey Hooper, MB ChB, MMSc, MD, FRCS, FRCSEd (Orth)

Retired Consultant Orthopaedic Surgeon, St. John's Hospital, Livingston

Surgical Tutor - RCS Edinburgh

Dr Kantappa Gajanan, MS

Specialist Doctor in Plastic Surgery

The Christie

Mr Stuart Enoch, MB, PhD, MRCS (Eng & Edin)

Programme Director

Doctors Academy Group

Mr I Wallace

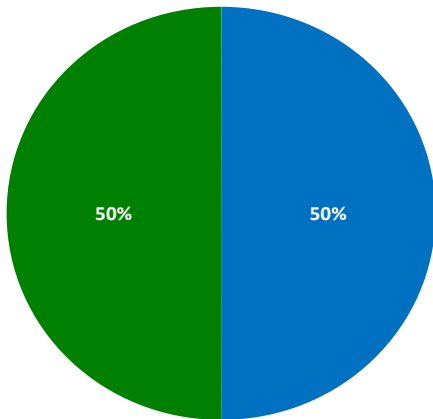
Mr J Gan

Ms E Massie

Ms S Buchan

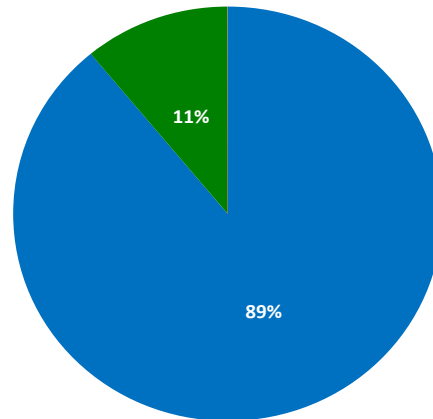
Overall Teaching Feedback

Demonstrate safe practice when Gowning and Gloving



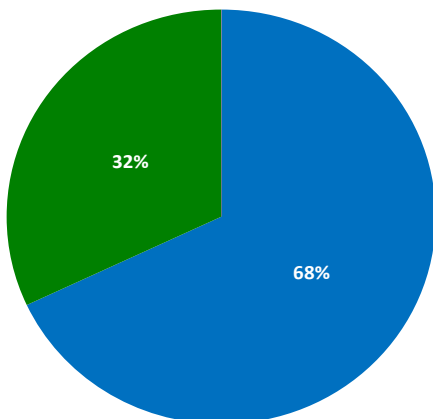
■ Strongly Agree ■ Agree ■ Disagree ■ Strongly Disagree

Handle commonly used surgical instruments in a safe and effective manner



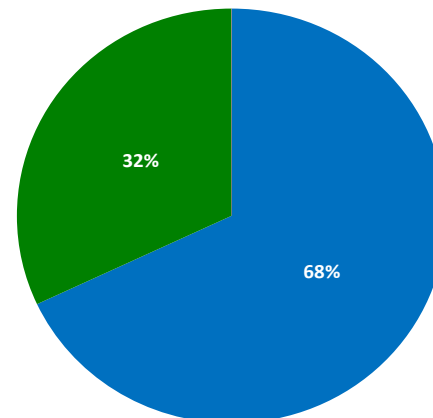
■ Strongly Agree ■ Agree ■ Disagree ■ Strongly Disagree

Create secure 'Reef' and 'Surgeons' knots



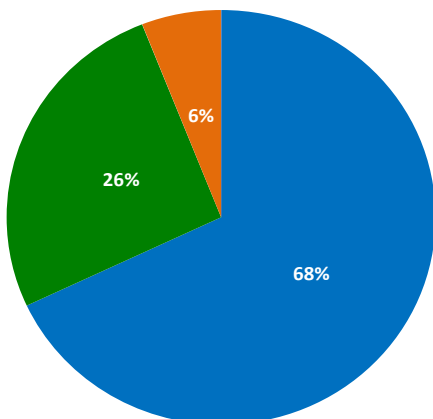
■ Strongly Agree ■ Agree ■ Disagree ■ Strongly Disagree

Pick up and safely drive a needle through tissue with accurate bite placement



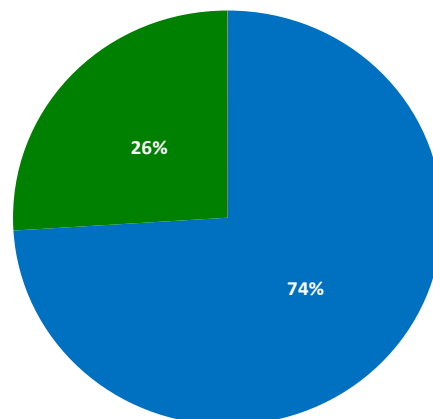
■ Strongly Agree ■ Agree ■ Disagree ■ Strongly Disagree

Perform an interrupted suture to close a wound



■ Strongly Agree ■ Agree ■ Disagree ■ Strongly Disagree

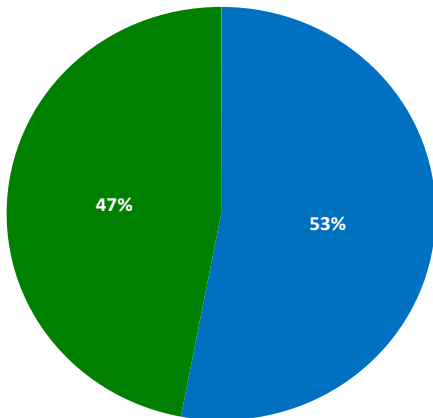
Demonstrate the steps for excising a skin lesion under local anaesthesia



■ Strongly Agree ■ Agree ■ Disagree ■ Strongly Disagree

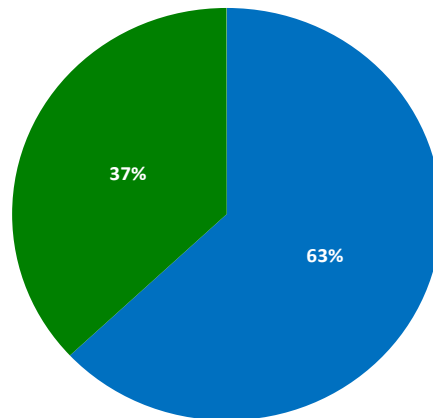
Overall Teaching Feedback

Excise a Sebaceous Cyst



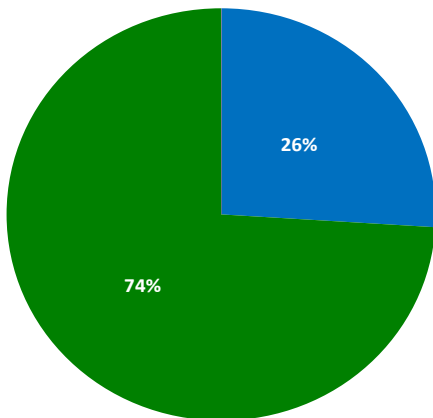
■ Strongly Agree ■ Agree ■ Disagree ■ Strongly Disagree

Drain a Superficial Abscess



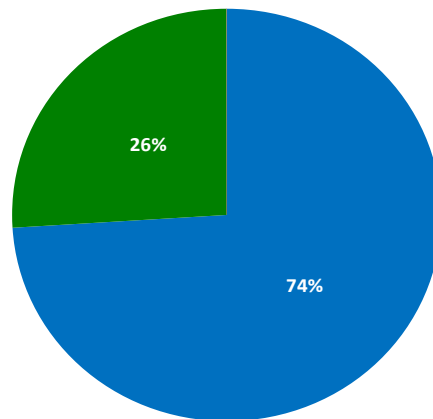
■ Strongly Agree ■ Agree ■ Disagree ■ Strongly Disagree

Perform the steps to debride a Traumatic Wound



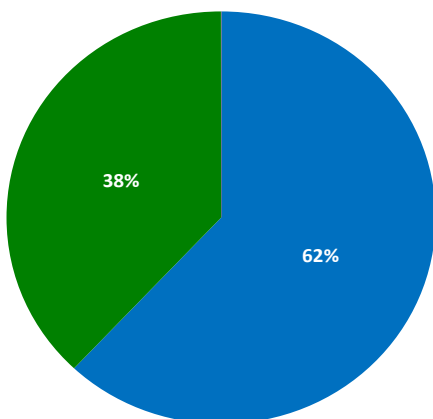
■ Strongly Agree ■ Agree ■ Disagree ■ Strongly Disagree

Gowning and Gloving



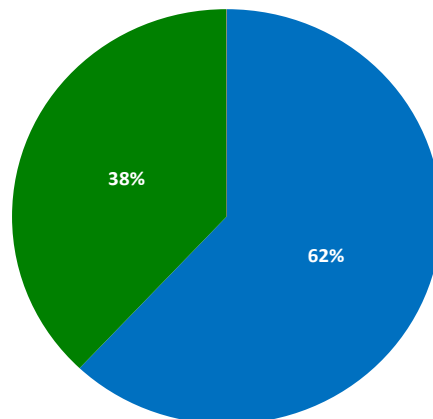
■ Excellent ■ Good ■ Satisfactory ■ Poor

Handling Instruments



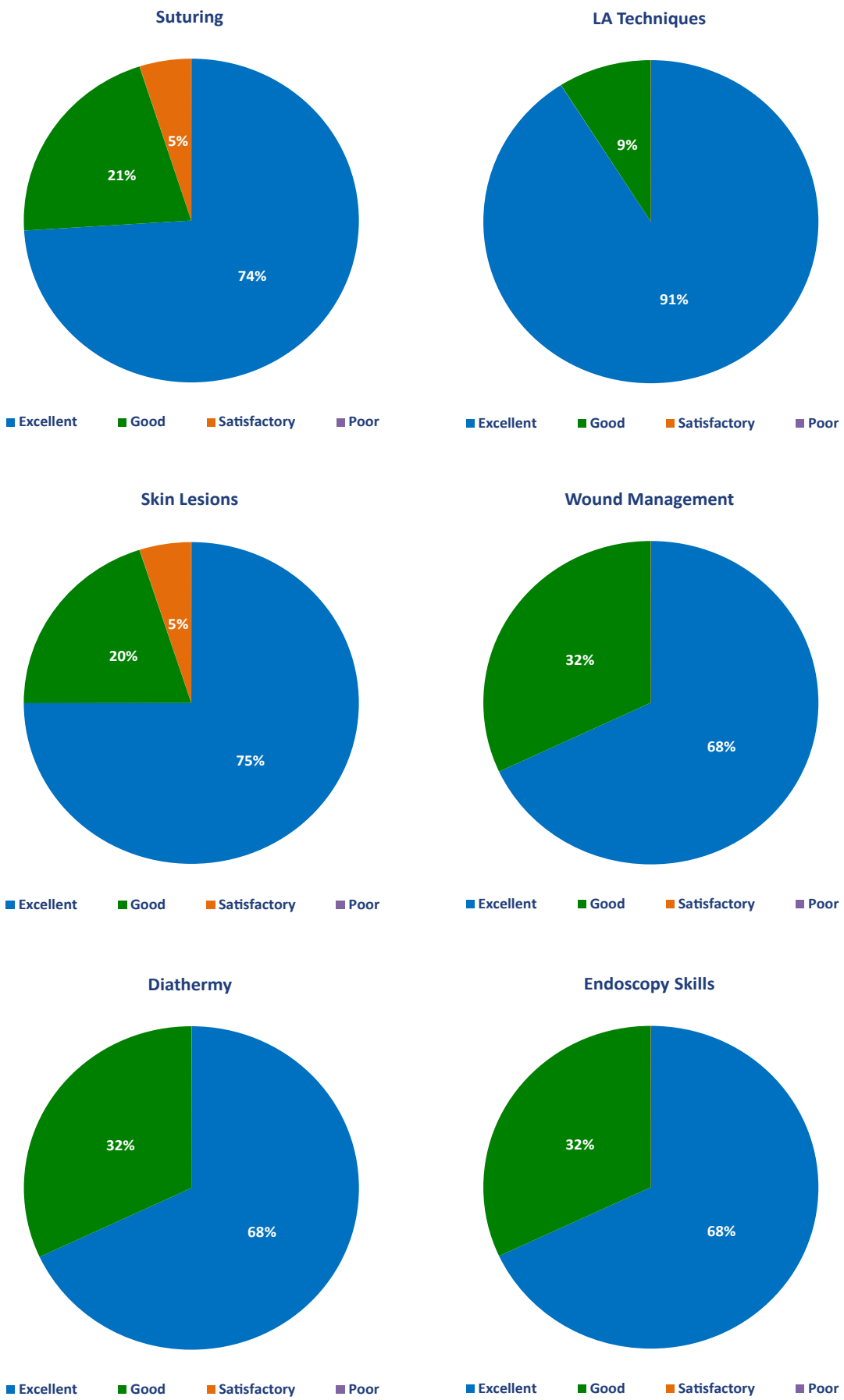
■ Excellent ■ Good ■ Satisfactory ■ Poor

Knot-Tying



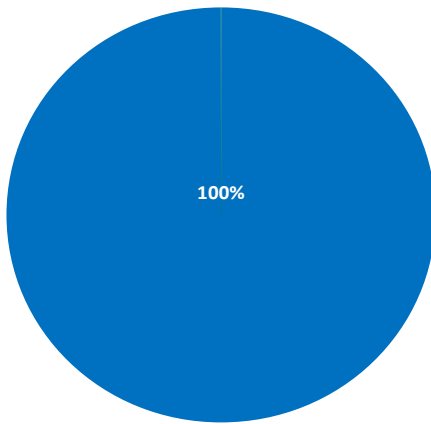
■ Excellent ■ Good ■ Satisfactory ■ Poor

Overall Teaching Feedback



Overall Teaching Feedback

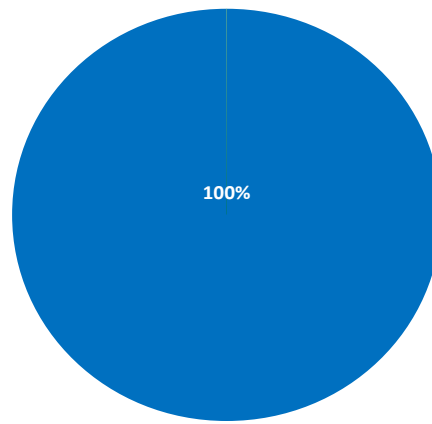
Did the course meet your expectations?



■ Yes

■ No

Would you recommend this course to a friend or colleague?



■ Yes

■ No

Individual Comments

Enthusiastic teaching. Variety of skills, Good facilities for teaching.

Good practical skills teaching, which is sometimes missed in undergraduate training. Review of importance of certain aspects of gowning as sometimes teaching scores + people can pick up bad habits from senior staff. Interesting endoscopic skills.

I liked the practical aspects of surgery we were exposed to like wound debridement.

Thank you. More confidence for the theatre.

Hands on practice was excellent.

Enthusiastic teaching. Variety of skills, Good facilities for teaching.

Great Course, clear presentation, lots of help available.

Organisation ran to time, Staff - all very friendly, information was relevant.



DOCTORS ACADEMY

BETTER EDUCATION. BETTER HEALTH.

Doctors Academy is an UK-based International Non-Profit Organisation comprising of doctors, dentists and scientists that undertakes a diverse range of educational activities globally. The aim of the Academy is to disseminate information and exchange medical knowledge between professionals from diverse backgrounds working in a variety of healthcare settings. This is achieved by the provision of a number of attendance courses, publishing house, online resources and international events/ competitions.

Courses (a selection):

Undergraduate:

- Final Year Medicine and Surgical Revision Courses
- Training the Clinical Anatomy Trainer
- Clinical Anatomy as Applied to Trauma and Emergency Medicine
- Surgical Anatomy of Important Operative Procedures
- Future Surgeons: Key Skills (RCSEd delivered)
- Structured Introduction to Surgical Skills

Postgraduate:

- MRCS Part A
- MRCEM Part A
- MRCS Part B OSCE
- DOHNS: Intensive Revision & OSCE
- Intercollegiate Basic Surgical Skills (RCSEd delivered)
- MRCP PACES Part 2
- FRCS (General Surgery) Exit Exam
- Cadaveric Ultrasound-Guided Musculoskeletal Intervention Course
- Ultrasound-Assisted Botulinum Toxin Injection for Neuromuscular Disorders
- Live Advanced Laparoscopic Colorectal Course



Forthcoming key events:

- **International Medical Summer School**
Manchester, 1st - 5th August 2016
- **International Academic and Research Conference**
Manchester, 6th August 2016
- **World University Anatomy Challenge**
Manchester, 5th August 2016

Publications



publications.doctorsacademy.org

World Journal of Medical Education & Research



Peer-reviewed academic journal
with ISSN.

- No fee to view, read and download articles
- No subscription charges
- No submission fees
- No manuscript processing fee
- No publishing fee
- No cost to read, write or publish!

wjmer.co.uk

Online Revision Resources

DoctorExams consists of 1000s of questions with detailed explanations in MCQ, EMQ, SBA and SAQ formats. Questions are written by the Doctors Academy group of experienced clinicians and clinical academics, with mock exams and feedback on performance included to aid a candidate's focused revision of topics. Based on past exams, these questions are carefully crafted to suit the requirements of undergraduate students & postgraduate trainees undertaking relevant speciality exams.

Resources for:

- Medical Students
- Dental Students
- International Entrance Exams
- MRCS Exams
- General Surgery Exams
- Plastic Surgery Exams
- DOHNS Exams

www.doctorexams.co.uk

www.doctorsacademy.org