



**Intensive Revision Course
for MRCS Part A Exam**

Feedback - December 2013

Intensive Revision Course for MRCS Part A Exam

Delivered by faculty from the highly acclaimed and reputed Cardiff MRCS OSCE courses, this course was suitable for candidates appearing for the Intercollegiate MRCS Part A exam with one of the Royal College of Surgeons of Great Britain and Ireland.

In the MRCS Part A exam, candidates are expected to demonstrate sufficient knowledge and sound understanding of the application of key basic sciences in surgery. This intensive one-day revision course provided the delegates with an overview of essential applied clinical anatomy, basic physiological principles, principles of surgery, and the rationale behind requesting investigations and instituting management for common surgical conditions and emergencies. In addition to interactive lectures and small group teaching, demonstrations of topographic anatomy were made to emphasise functional and clinical anatomy as tested in the exam. The course taking into consideration the recent changes to the curriculum.

Course Information

Course date: 14th December 2013

Venue: Education Centre,
Christie Hospital,
Manchester

Attendance: 7 Delegates

Aimed at: FY1
FY2
CT1
CT2

Course fee: £145

Delegates that attended this course also received **FREE** online access to MRCS Part A practice exam questions for a six month period at:

www.doctorexams.co.uk

Online access provided immediately upon confirmation of a place.



Course Programme

0830 - 0840	Registration
0840 - 0850	Introduction
0850 - 0920	Pre-course assessment
0920 - 0950	Brachial plexus, arm, shoulder, scapula, back, rotator cuff and cubital fossa
0950 - 1020	Cubital fossa, forearm, flexor retinaculum and hand
1020 - 1040	Management of burns
1040 - 1100	Fundamentals of wound healing

1100 - 1120 Break for refreshments

1120 - 1135	Neck
1135 - 1150	Scalp and face
1150 - 1210	Mediastinum, Heart, Lungs and Diaphragm
1210 - 1230	Thoracic wall; Vascular anatomy of thorax, head and neck and thorax
1230 - 1300	Post-operative management

1300 - 1345 Lunch

1345 - 1400	Local anaesthetics
1400 - 1430	Tumours of colon and prostate
1430 - 1500	Tumour of thyroid and breast
1500 - 1520	Skin Cancers
1520 - 1545	Ulcers and Vascular Pathology

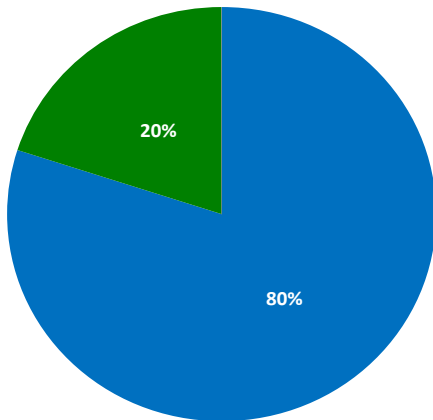
1545 - 1600 Break for refreshments

Course Programme

1600 - 1620	Transpyloric plane, anterior abdominal wall and inguinal region
1620 - 1645	Abdominal and pelvic anatomy
1645 - 1700	Lumbar and lumbosacral plexus
1700 - 1730	Femoral triangle, thigh, popliteal fossa; Lower leg, ankle and foot
1730 - 1815	Trauma and head injury
1815 - 1900	Critical care physiology
1900	End of Course

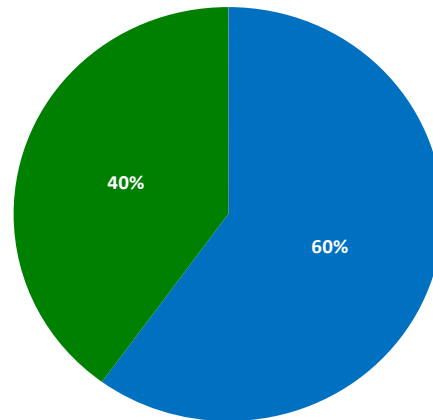
Overall Teaching Feedback

How was the content of the course?



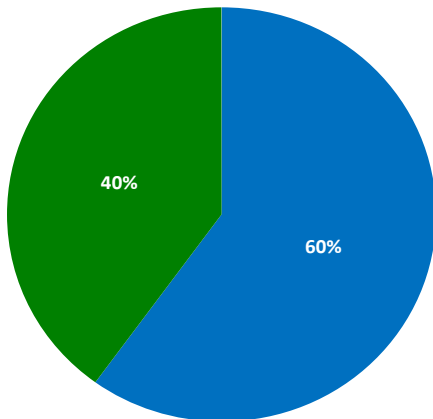
■ Excellent ■ Good ■ Neutral ■ Fair ■ Poor

How was the clarity of presentations?



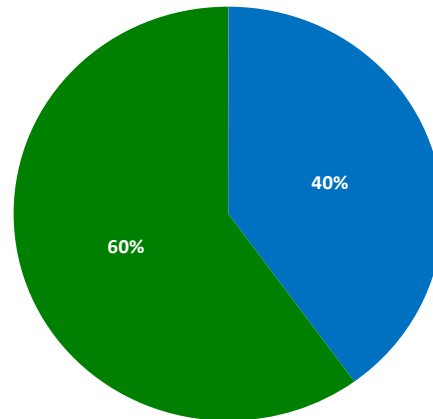
■ Excellent ■ Good ■ Neutral ■ Fair ■ Poor

How would you rate the relevance of the course to your exam?



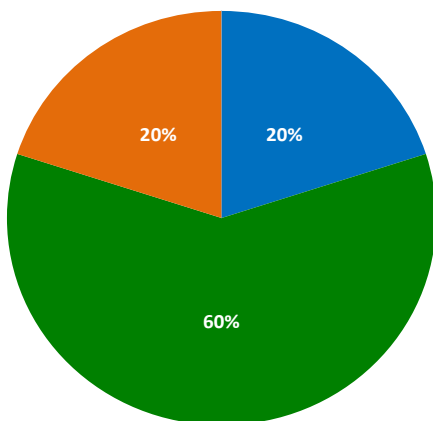
■ Excellent ■ Good ■ Neutral ■ Fair ■ Poor

How would you rate the general academic standard of the lecturers?



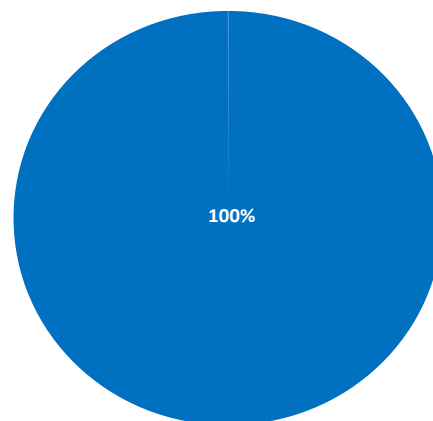
■ Excellent ■ Good ■ Neutral ■ Fair ■ Poor

How useful was the pre-course assessment?



■ Very useful ■ Useful ■ Neutral ■ Limited usefulness ■ Useless

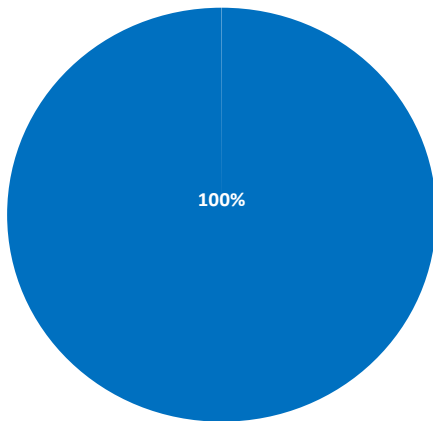
Brachial Plexus, Arm, Shoulder, Scapula, Back



■ Excellent ■ Very Good ■ Neutral ■ Fair ■ Poor

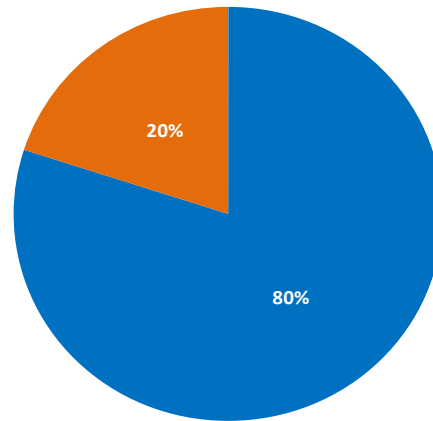
Overall Teaching Feedback

Cubital Fossa, Forearm, Hand



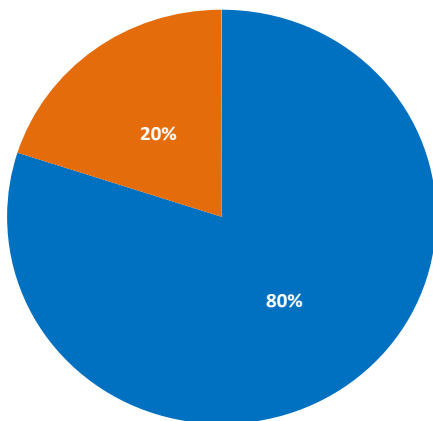
■ Excellent ■ Very Good ■ Neutral ■ Fair ■ Poor

Management of Burns



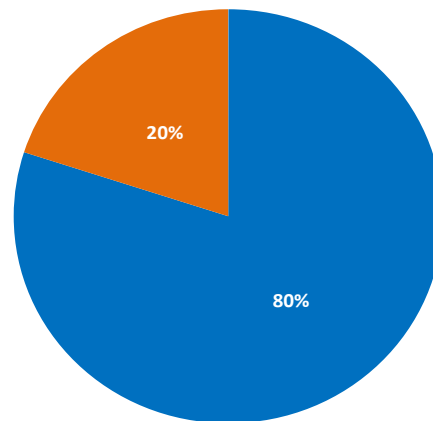
■ Excellent ■ Very Good ■ Neutral ■ Fair ■ Poor

Fundamentals of Wound Healing



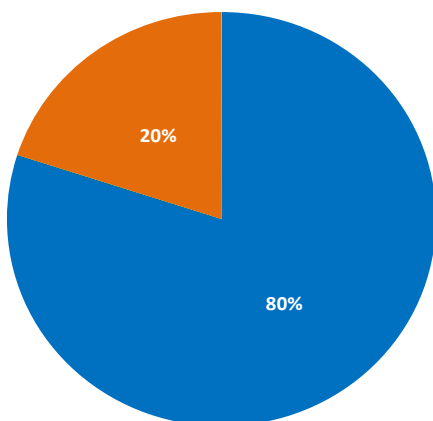
■ Excellent ■ Very Good ■ Neutral ■ Fair ■ Poor

Neck



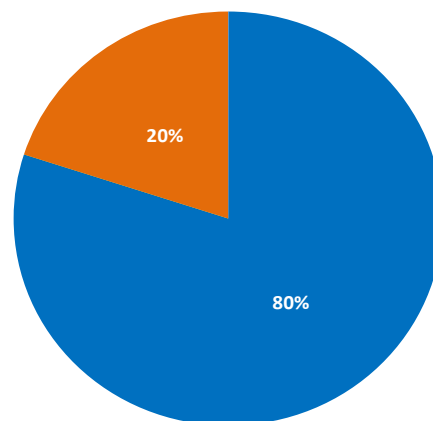
■ Excellent ■ Very Good ■ Neutral ■ Fair ■ Poor

Scalp and Face



■ Excellent ■ Very Good ■ Neutral ■ Fair ■ Poor

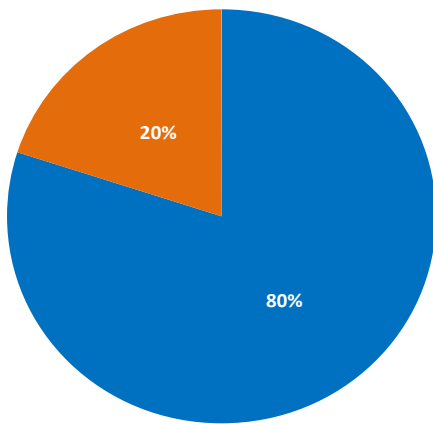
Mediastinum, Heart, Lungs and Diaphragm



■ Excellent ■ Very Good ■ Neutral ■ Fair ■ Poor

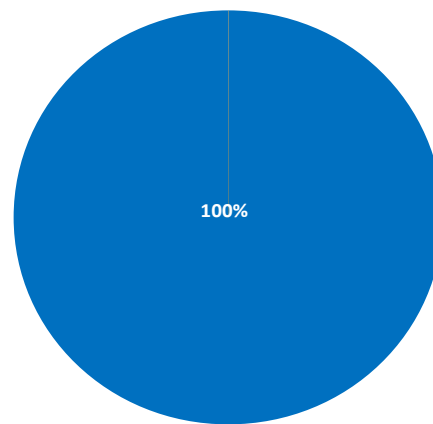
Overall Teaching Feedback

Thoracic Wall



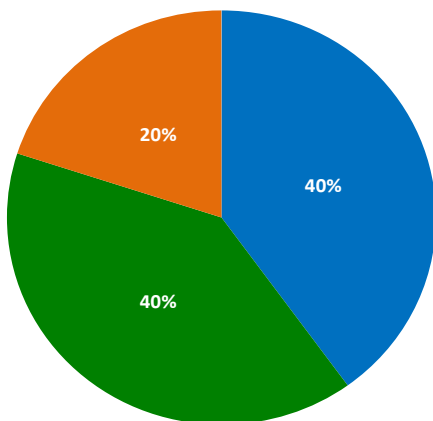
■ Excellent ■ Very Good ■ Neutral ■ Fair ■ Poor

Vascular Anatomy



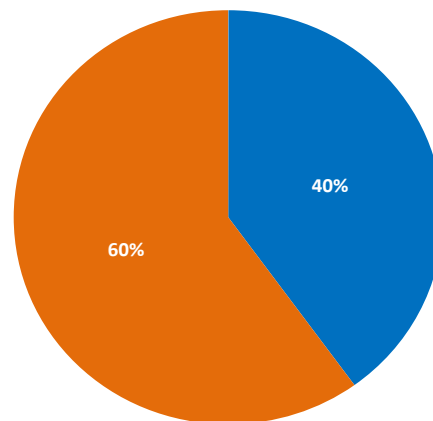
■ Excellent ■ Very Good ■ Neutral ■ Fair ■ Poor

Post-Operative Management



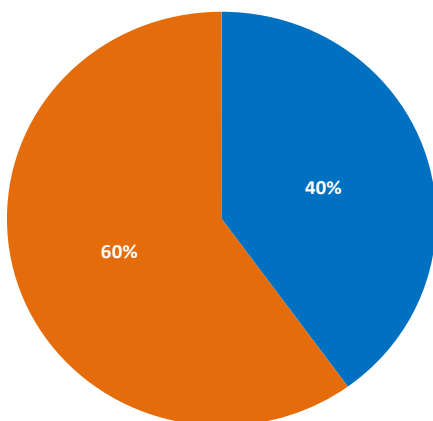
■ Excellent ■ Very Good ■ Neutral ■ Fair ■ Poor

Local Anaesthetics



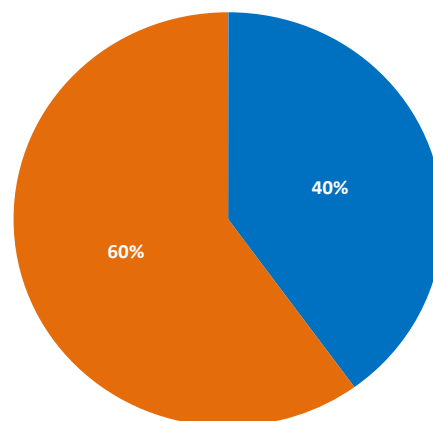
■ Excellent ■ Very Good ■ Neutral ■ Fair ■ Poor

Tumours of Colon and Prostate



■ Excellent ■ Very Good ■ Neutral ■ Fair ■ Poor

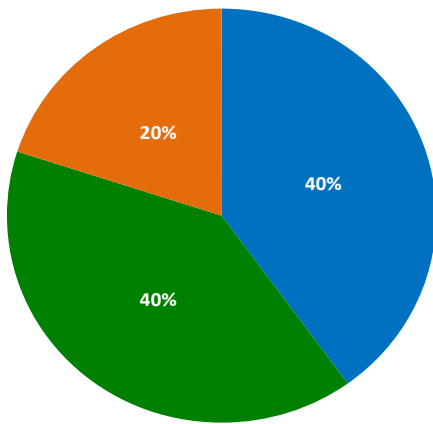
Tumour of Thyroid and Breast



■ Excellent ■ Very Good ■ Neutral ■ Fair ■ Poor

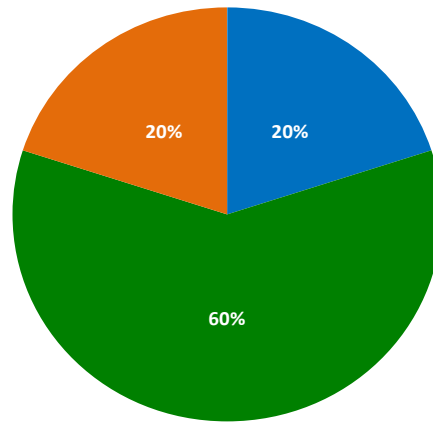
Overall Teaching Feedback

Tumour of Thyroid and Breast



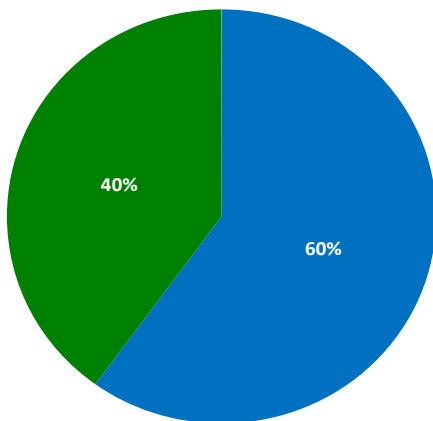
■ Excellent ■ Very Good ■ Neutral ■ Fair ■ Poor

Ulcers and Vascular Pathology



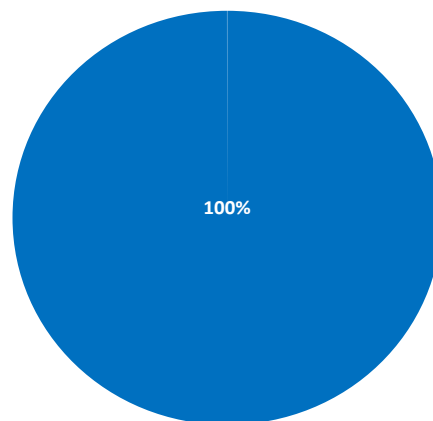
■ Excellent ■ Very Good ■ Neutral ■ Fair ■ Poor

Anterior Abdominal Wall/Inguinal Region



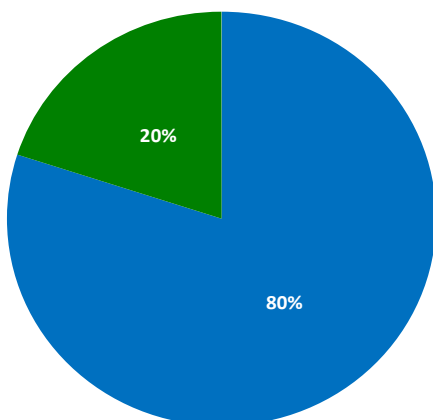
■ Excellent ■ Very Good ■ Neutral ■ Fair ■ Poor

Abdominal and Pelvic Anatomy



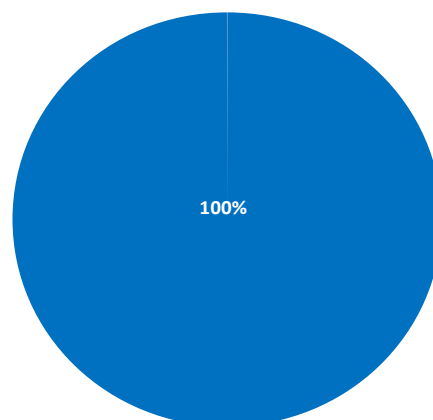
■ Excellent ■ Very Good ■ Neutral ■ Fair ■ Poor

Lumbar and Lumbosacral Plexus



■ Excellent ■ Very Good ■ Neutral ■ Fair ■ Poor

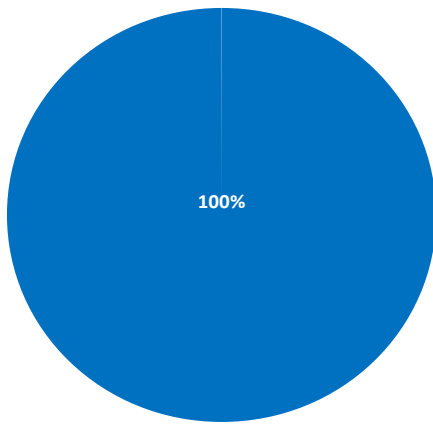
Femoral Triangle, Thigh, Popliteal fossa



■ Excellent ■ Very Good ■ Neutral ■ Fair ■ Poor

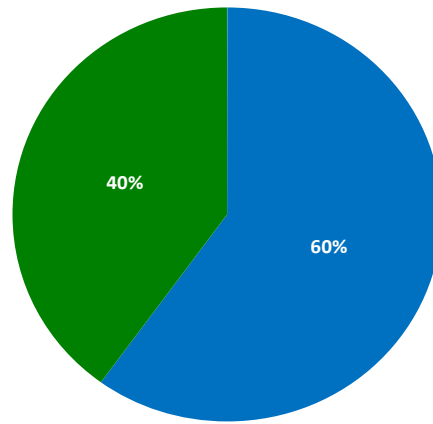
Overall Teaching Feedback

Lower Leg, Ankle and Foot



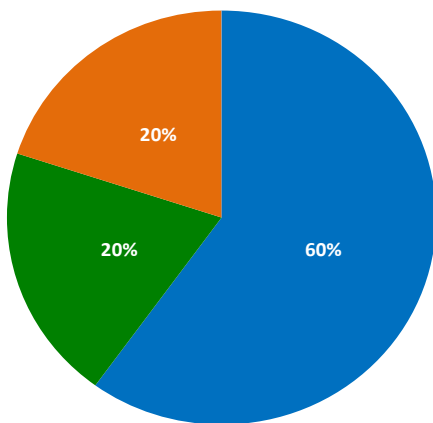
■ Excellent ■ Very Good ■ Neutral ■ Fair ■ Poor

Trauma and Head Injury



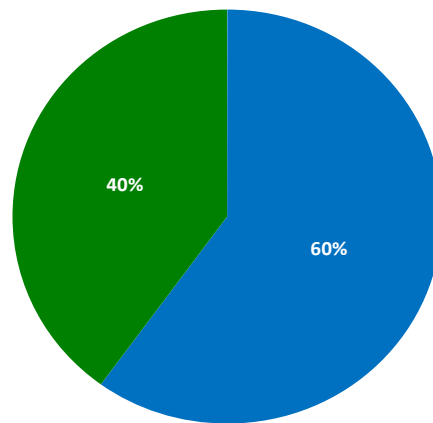
■ Excellent ■ Very Good ■ Neutral ■ Fair ■ Poor

Critical Care Physiology



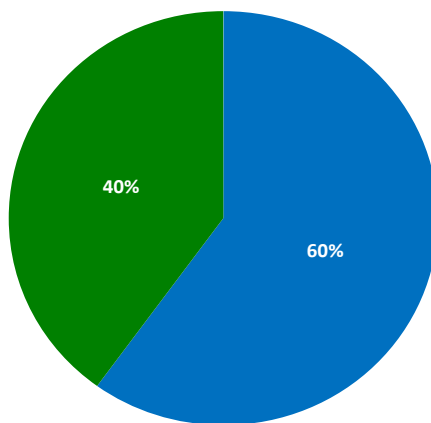
■ Excellent ■ Very Good ■ Neutral ■ Fair ■ Poor

Would you recommend this course to a friend?



■ Most certainly ■ Certainly ■ Probably ■ Unlikely ■ Not at all

Do you think that this course provided good value for money?



■ Most certainly ■ Certainly ■ Probably ■ Unlikely ■ Not at all

Individual Comments

I enjoyed the course very much. Thanks for the effort.

Dr Anfal Al Majidi
Tawam Hospital, Al Ain, United Arab Emirates

Very focused and well organised.

Dr Bharathi Subramanian
Leighton Hospital, Crewe, United Kingdom

The anatomy was taught very well and it was relevant to what comes up in the exam.

Dr Yousar Jafar
Whiston Hospital, Prescot, United Kingdom

One of the best courses I have been on. Topics were taught by people who really understood the subjects and who could teach them well.

Dr Nicole Abdul
Royal Victoria Infirmary, Newcastle Upon Tyne, United Kingdom

Very good.

Dr Bharathi Subramanian
Leighton Hospital, Crewe, United Kingdom



DOCTORS ACADEMY

BETTER EDUCATION. BETTER HEALTH.

Doctors Academy is an UK-based International Non-Profit Organisation comprising of doctors, dentists and scientists that undertakes a diverse range of educational activities globally. The aim of the Academy is to disseminate information and exchange medical knowledge between professionals from diverse backgrounds working in a variety of healthcare settings. This is achieved by the provision of a number of attendance courses, publishing house, online resources and international events/ competitions.

Courses (a selection):

Undergraduate:

- Final Year Medicine and Surgical Revision Courses
- Training the Clinical Anatomy Trainer
- Clinical Anatomy as Applied to Trauma and Emergency Medicine
- Surgical Anatomy of Important Operative Procedures
- Future Surgeons: Key Skills (RCSEd delivered)
- Structured Introduction to Surgical Skills

Postgraduate:

- MRCS Part A
- MRCEM Part A
- MRCS Part B OSCE
- DOHNS: Intensive Revision & OSCE
- Intercollegiate Basic Surgical Skills (RCSEd delivered)
- MRCP PACES Part 2
- FRCS (General Surgery) Exit Exam
- Cadaveric Ultrasound-Guided Musculoskeletal Intervention Course
- Ultrasound-Assisted Botulinum Toxin Injection for Neuromuscular Disorders
- Live Advanced Laparoscopic Colorectal Course



Forthcoming key events:

- **International Medical Summer School**
Manchester, 1st - 5th August 2016
- **International Academic and Research Conference**
Manchester, 6th August 2016
- **World University Anatomy Challenge**
Manchester, 5th August 2016

Publications



publications.doctorsacademy.org

World Journal of Medical Education & Research



Peer-reviewed academic journal with ISSN.

- No fee to view, read and download articles
- No subscription charges
- No submission fees
- No manuscript processing fee
- No publishing fee
- No cost to read, write or publish!

wjmer.co.uk

Online Revision Resources

DoctorExams consists of 1000s of questions with detailed explanations in MCQ, EMQ, SBA and SAQ formats. Questions are written by the Doctors Academy group of experienced clinicians and clinical academics, with mock exams and feedback on performance included to aid a candidate's focused revision of topics. Based on past exams, these questions are carefully crafted to suit the requirements of undergraduate students & postgraduate trainees undertaking relevant speciality exams.

Resources for:

- Medical Students
- Dental Students
- International Entrance Exams
- MRCS Exams
- General Surgery Exams
- Plastic Surgery Exams
- DOHNS Exams

www.doctorexams.co.uk

www.doctorsacademy.org