



## Intensive Revision Course for MRCS Part A Exam

Feedback - March 2015

## Intensive Revision Course for MRCS Part A Exam

Delivered by faculty from the highly acclaimed and reputed Cardiff MRCS OSCE courses, this course was suitable for candidates appearing for the Intercollegiate MRCS Part A exam with one of the Royal College of Surgeons of Great Britain and Ireland.

In the MRCS Part A exam, candidates are expected to demonstrate sufficient knowledge and sound understanding of the application of key basic sciences in surgery. This intensive one-day revision course provided the delegates with an overview of essential applied clinical anatomy, basic physiological principles, principles of surgery, and the rationale behind requesting investigations and instituting management for common surgical conditions and emergencies. In addition to interactive lectures and small group teaching, demonstrations of topographic anatomy were made to emphasise functional and clinical anatomy as tested in the exam. The course taking into consideration the recent changes to the curriculum.

### Course Information

<b>Course date:</b>	<b>21<sup>st</sup> March 2015</b>
<b>Venue:</b>	<b>School of Biosciences, Cardiff University, Wales, UK</b>
<b>Attendance:</b>	<b>5 Delegates</b>
<b>Aimed at:</b>	<b>FY1 FY2 CT1 CT2</b>
<b>Course fee:</b>	<b>£145</b>

Delegates that attended this course also received **FREE** online access to MRCS Part A practice exam questions for a six month period at:

[www.doctorexams.co.uk](http://www.doctorexams.co.uk)

Online access provided immediately upon confirmation of a place.



## Course Programme

0830 - 0840	Registration
0840 - 0850	Introduction
0850 - 0920	MCQ / EMQ practice & assessment
0920 - 0950	Brachial plexus, arm, shoulder, scapula, back & rotator cuff
0950 - 1020	Cubital fossa, forearm, flexor retinaculum & hand
1020 - 1040	Management of burns
1040 - 1100	Fundamentals of wound healing
1100 - 1120	Break for Refreshments
1120 - 1135	Neck
1135 - 1150	Scalp & face
1150 - 1210	Mediastinum, heart, lungs & diaphragm
1210 - 1230	Thoracic wall; vascular anatomy of thorax, thorax, head & neck
1230 - 1300	Post-operative management
1300 - 1345	Lunch
1345 - 1400	Local anaesthetics

**1400 - 1430**                      **Tumours of colon & prostate**

**1430 - 1500**                      **Tumours of the thyroid & breast**

**1500 - 1520**                      **Skin cancer including melanoma**

**1520 - 1545**                      **Ulcers & vascular pathology**

**1545 - 1600**                      **Break for Refreshments**

**1600 - 1620**                      **Transpyloric plane, anterior abdominal wall & inguinal region**

**1620 - 1645**                      **Abdominal & pelvic anatomy**

**1645 - 1700**                      **Lumbar & lumbosacral plexus**

**1700 - 1730**                      **Femoral triangle, thigh, popliteal fossa; lower leg, ankle, foot**

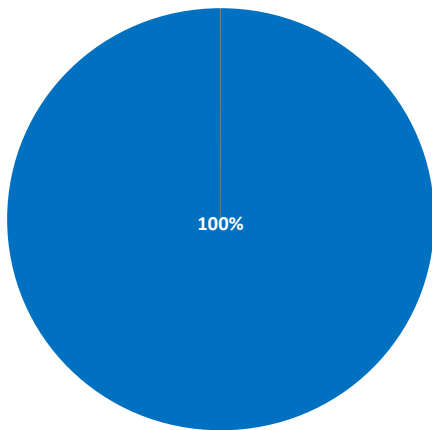
**1730 - 1815**                      **Trauma & head injury**

**1815 - 1900**                      **Critical care physiology**

**1900**                                      **End of Course**

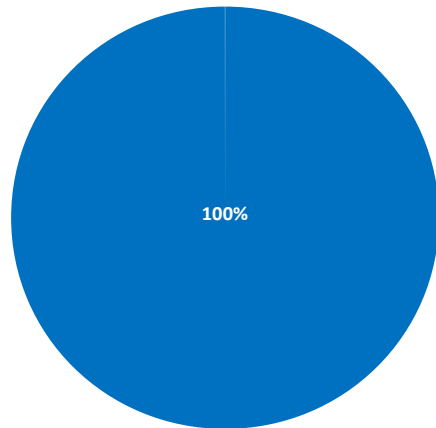
# Feedback

Brachial Plexus, Arm, Shoulder



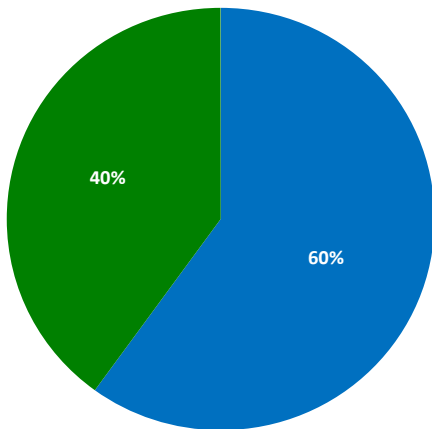
■ Excellent ■ Very good ■ Good ■ Fair ■ Poor

Cubital Fossa, Forearm, Hand



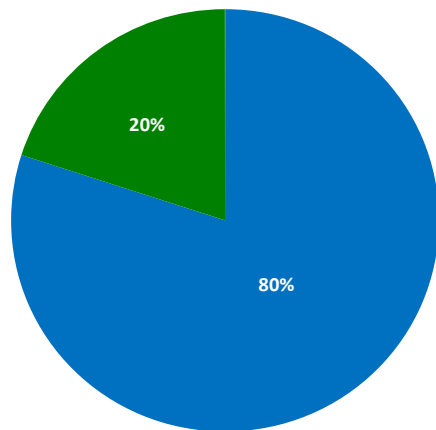
■ Excellent ■ Very good ■ Good ■ Fair ■ Poor

Head and Neck



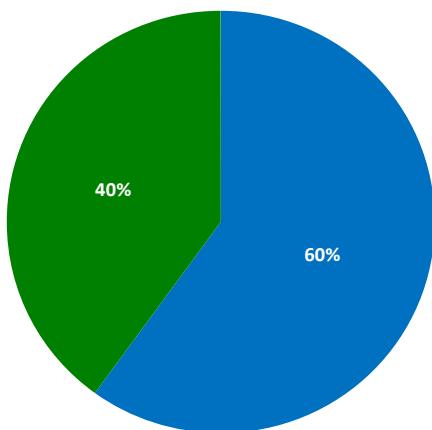
■ Excellent ■ Very good ■ Good ■ Fair ■ Poor

Mediastinum and Diaphragm



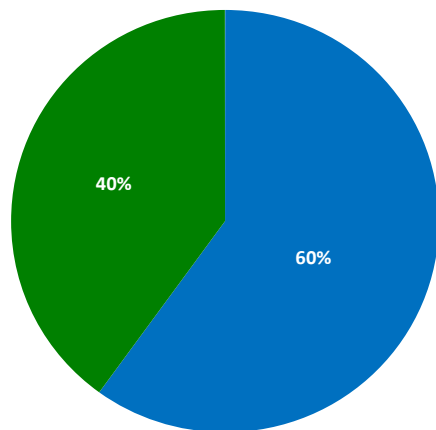
■ Excellent ■ Very good ■ Good ■ Fair ■ Poor

Vascular Anatomy



■ Excellent ■ Very good ■ Good ■ Fair ■ Poor

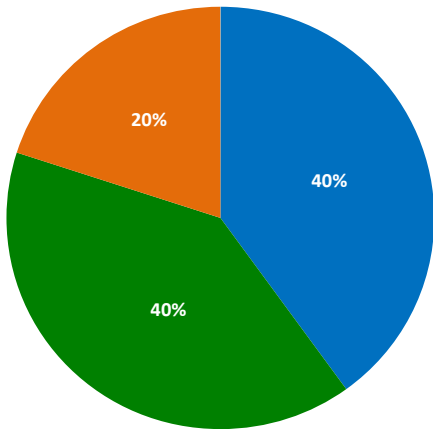
Anterior Abdominal Wall



■ Excellent ■ Very good ■ Good ■ Fair ■ Poor

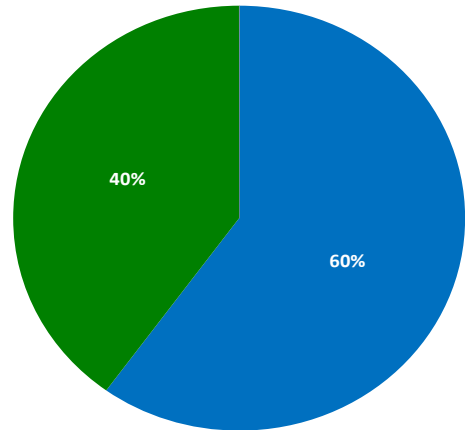
# Feedback

### Abdominal Anatomy



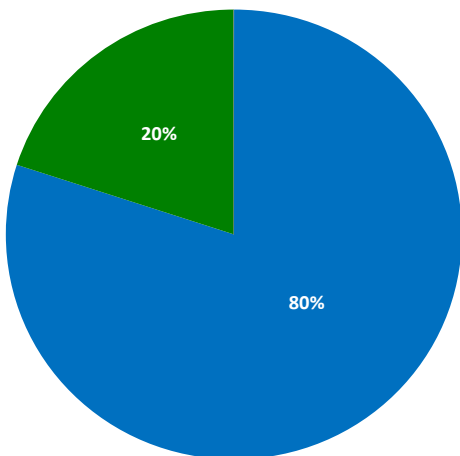
■ Excellent ■ Very good ■ Good ■ Fair ■ Poor

### Lumbar and Lumbosacral Plexus



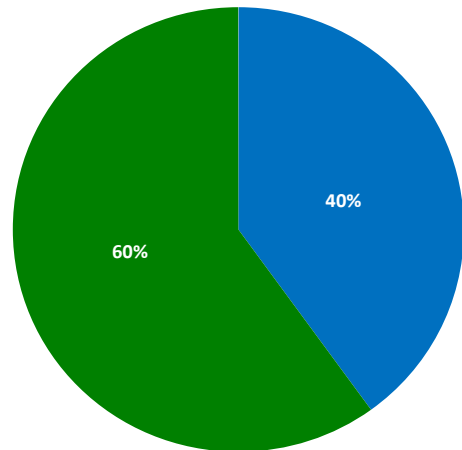
■ Excellent ■ Very good ■ Good ■ Fair ■ Poor

### Femoral Triangle, Thigh, Popliteal Fossa



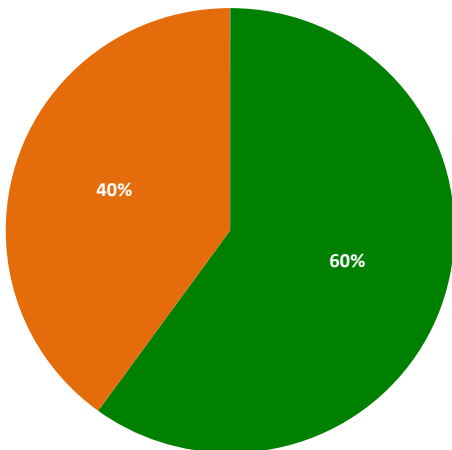
■ Excellent ■ Very good ■ Good ■ Fair ■ Poor

### Lower Leg, Ankle and Foot



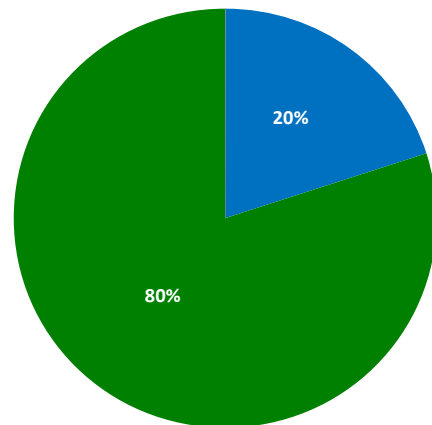
■ Excellent ■ Very good ■ Good ■ Fair ■ Poor

### Colorectal Cancer and Resections



■ Excellent ■ Very good ■ Good ■ Fair ■ Poor

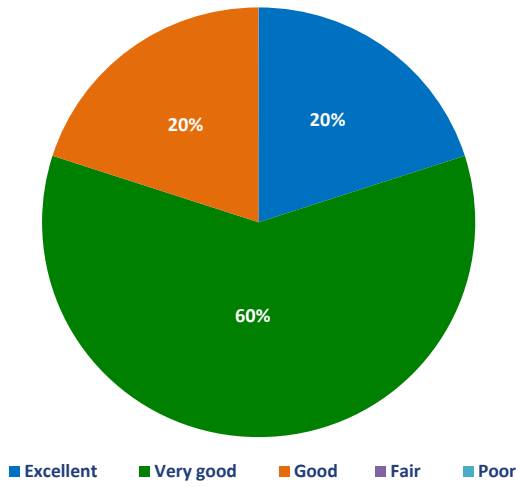
### Fundamentals of Wound Healing



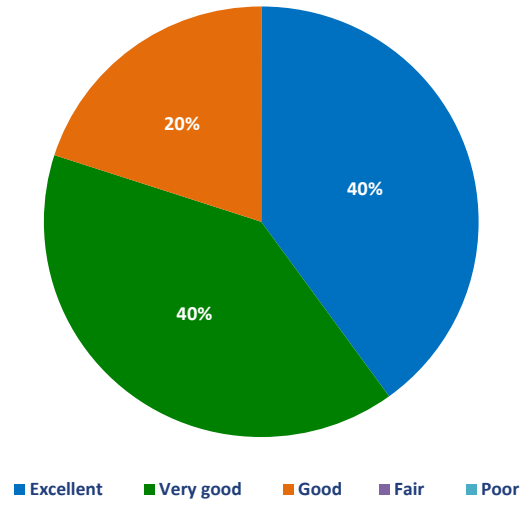
■ Excellent ■ Very good ■ Good ■ Fair ■ Poor

# Feedback

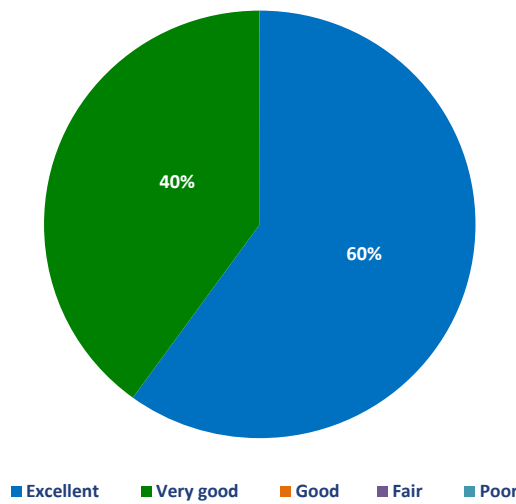
### Post-operative Complications



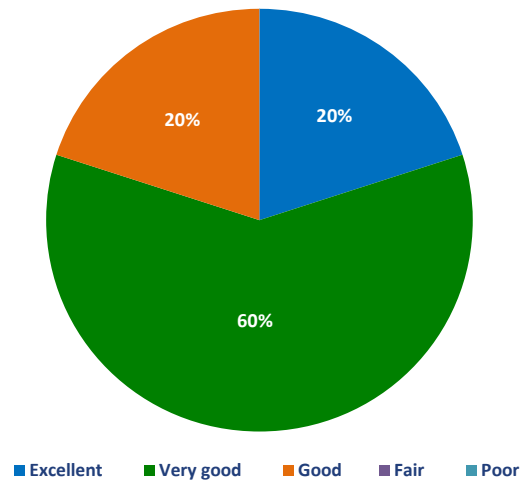
### General Surgical Pathology



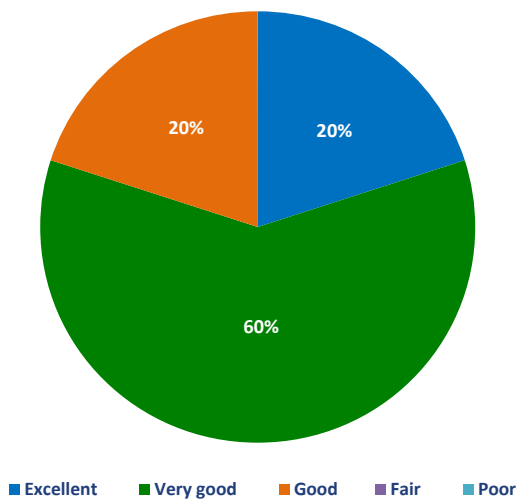
### Skin Cancers



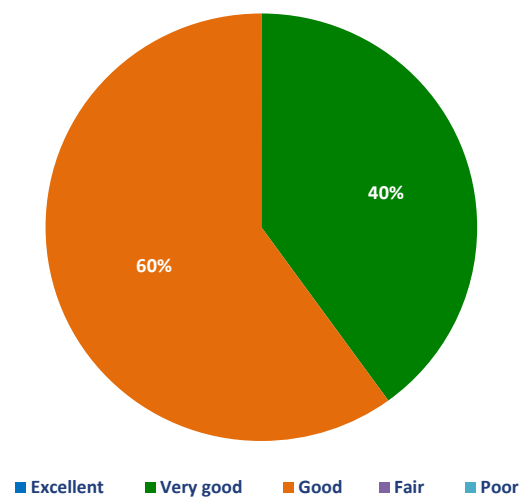
### Ulcers and Vascular Pathology



### Trauma and Head Injury



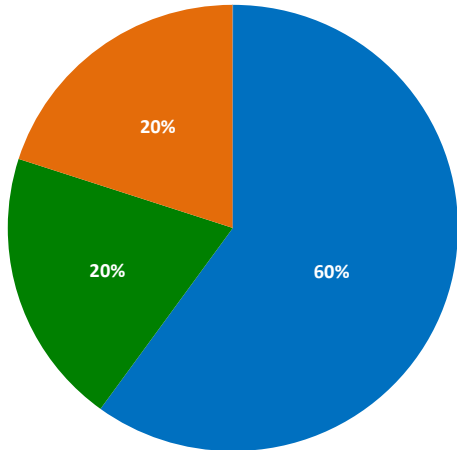
### Critical Care Physiology





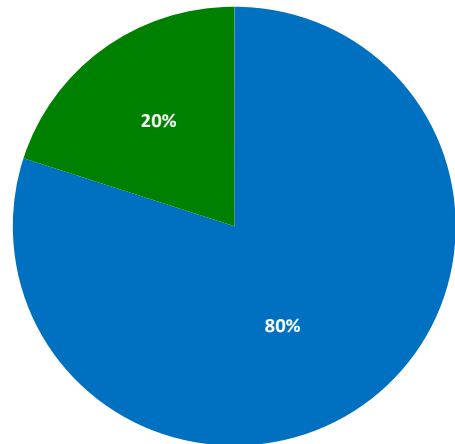
# Feedback

How was the content of the course?



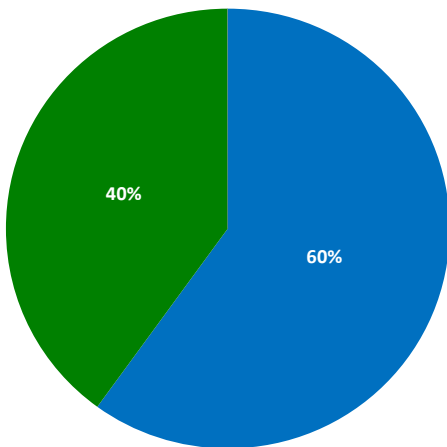
■ Excellent ■ Good ■ Neutral ■ Fair ■ Poor

How were the clarity of presentations?



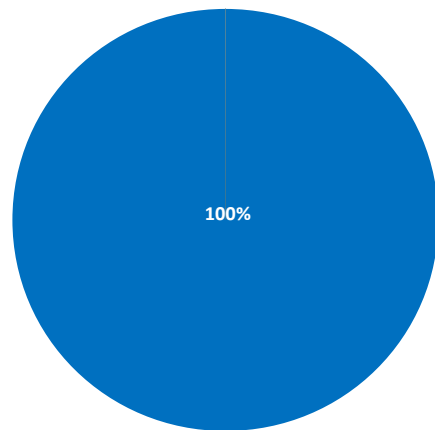
■ Excellent ■ Good ■ Neutral ■ Fair ■ Poor

How would you rate the relevance of the course to your exam?



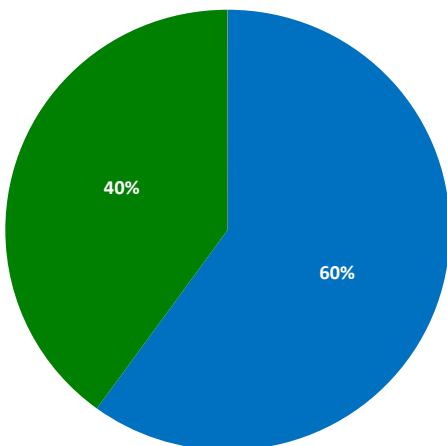
■ Excellent ■ Good ■ Neutral ■ Fair ■ Poor

How would you rate the knowledge and academic standard of the lecturer?



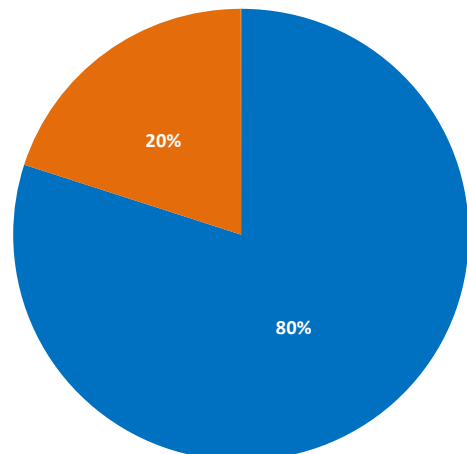
■ Excellent ■ Good ■ Neutral ■ Fair ■ Poor

How were the facilities and the venue?



■ Excellent ■ Good ■ Neutral ■ Fair ■ Poor

How were the refreshments and lunch?

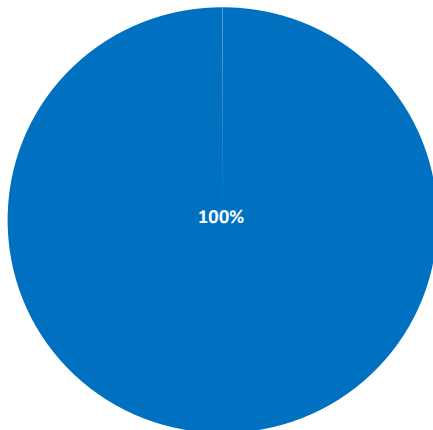


■ Excellent ■ Good ■ Neutral ■ Fair ■ Poor



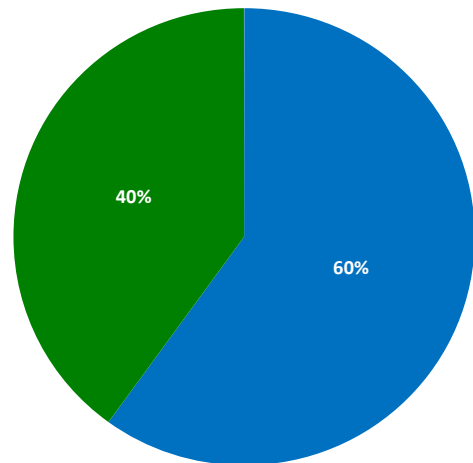
# Feedback

How was the general friendliness of the faculty and organisers?



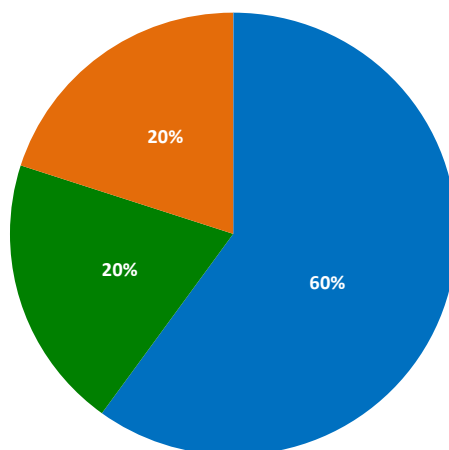
- Very friendly
- Friendly
- Neutral
- Not very friendly
- Can't comment

Would you recommend this course to a friend?



- Most certainly
- Certainly
- Probably
- Unlikely
- Not at all

Do you think that this course provided good value for money?



- Most certainly
- Certainly
- Probably
- Unlikely
- Not at all

## Individual Comments

This course was so spot on for me! I've been struggling to pass the exams for a while and the course covered all the relevant topics and techniques for answering questions. Just one tutor taught throughout the whole day! and he did brilliantly (don't know how he managed to fit so much knowledge in one head! :-)). And it was a full on day (felt like studying the whole of med school in one day!) but definitely worth it. I am confident that all I have gained from the course will be very useful for passing the exams this time around. The cost of it was barely nothing compared to the benefits of it and thanks to ASiT and doctors academy for allowing us to apply for discounts. I definitely will recommend the course to anyone just starting out so they can ace the exam first time or to anyone who's struggled it with like I have so they can get on and pass it with the teaching and directions given.

**Dr Olusola Olafimihan**  
*Hull Royal Infirmary, Hull*

Fantastic value for money, excellent content despite being intense it is well worth it for general overview and update of revision required.

**Miss Alice Laura Baldwin**  
*Royal Hallamshire Hospital, Sheffield*

Well organised. good knowledge subject matter.

**Ms Hina Azeem**  
*Alexandra Hospital, Redditch*

Good course. I would have liked some more teaching on common general physiology topics.

**Dr Abiola Olufunke Opeodu**  
*Birmingham Heartlands Hospital, Birmingham*

Very friendly.

**Dr Mairead Christine Kelly**  
*Northwick Park Hospital, Harrow*



# DOCTORS ACADEMY

BETTER EDUCATION. BETTER HEALTH.

Doctors Academy is an UK-based International Non-Profit Organisation comprising of doctors, dentists and scientists that undertakes a diverse range of educational activities globally. The aim of the Academy is to disseminate information and exchange medical knowledge between professionals from diverse backgrounds working in a variety of healthcare settings. This is achieved by the provision of a number of attendance courses, publishing house, online resources and international events/ competitions.

## Courses (a selection):

### Undergraduate:

- Final Year Medicine and Surgical Revision Courses
- Training the Clinical Anatomy Trainer
- Clinical Anatomy as Applied to Trauma and Emergency Medicine
- Surgical Anatomy of Important Operative Procedures
- Future Surgeons: Key Skills (RCSEd delivered)
- Structured Introduction to Surgical Skills

### Postgraduate:

- MRCS Part A
- MRCEM Part A
- MRCS Part B OSCE
- DOHNS: Intensive Revision & OSCE
- Intercollegiate Basic Surgical Skills (RCSEd delivered)
- MRCP PACES Part 2
- FRCS (General Surgery) Exit Exam
- Cadaveric Ultrasound-Guided Musculoskeletal Intervention Course
- Ultrasound-Assisted Botulinum Toxin Injection for Neuromuscular Disorders
- Live Advanced Laparoscopic Colorectal Course



## Forthcoming key events:

- **International Medical Summer School**  
*Manchester, 1<sup>st</sup> - 5<sup>th</sup> August 2016*
- **International Academic and Research Conference**  
*Manchester, 6<sup>th</sup> August 2016*
- **World University Anatomy Challenge**  
*Manchester, 5<sup>th</sup> August 2016*

## Publications



[publications.doctorsacademy.org](http://publications.doctorsacademy.org)

## World Journal of Medical Education & Research



Peer-reviewed academic journal  
with ISSN.

- No fee to view, read and download articles
- No subscription charges
- No submission fees
- No manuscript processing fee
- No publishing fee
- No cost to read, write or publish!

[wjmer.co.uk](http://wjmer.co.uk)

## Online Revision Resources

DoctorExams consists of 1000s of questions with detailed explanations in MCQ, EMQ, SBA and SAQ formats. Questions are written by the Doctors Academy group of experienced clinicians and clinical academics, with mock exams and feedback on performance included to aid a candidate's focused revision of topics. Based on past exams, these questions are carefully crafted to suit the requirements of undergraduate students & postgraduate trainees undertaking relevant speciality exams.

### Resources for:

- Medical Students
- Dental Students
- International Entrance Exams
- MRCS Exams
- General Surgery Exams
- Plastic Surgery Exams
- DOHNS Exams

[www.doctorexams.co.uk](http://www.doctorexams.co.uk)

# [www.doctorsacademy.org](http://www.doctorsacademy.org)