



**Training The Clinical  
Anatomy Trainer - Level 1**

**Feedback - December 2013**

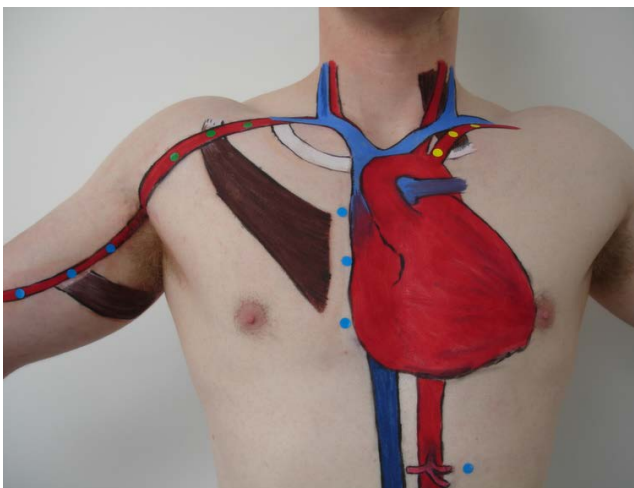
## Training The Clinical Anatomy Trainer - Level 1

Taught by surgeons, this 'Clinical Anatomy Trainer Level 1' course is intended to provide delegates with a sound understanding of applied clinical anatomy pertinent to senior medical students and foundation doctors. The course is predominantly delivered through surface anatomy demonstration as applied to trauma, assessment of nerve injuries, surgical incisions, & the anatomy encountered during common operative procedures. As of today the Academy has run nine Training the Clinical Anatomy Trainer - Level 1 courses, of which the feedback from those held between the dates of October 2013-14 have been detailed for review in this summary document.

The course uses imaginative artwork to identify important surface anatomy landmarks pertinent to surgical procedures and trauma, complemented by traditional teaching and interactive focus-group workshops that cover the fundamental principles of local and regional anaesthetics, essential concepts in wound healing, and an overview of sutures & suture materials. Successful completion of the course requires the delegate to obtain 70% marks in the above areas, which is formally assessed in the form of spotters and viva-voce. It is intended that on completion of this course a delegate will have sufficient knowledge & understanding to teach their juniors in a formal manner, as successful candidates are provided with a teaching certificate to validate this.

### Course Information

<b>Course date:</b>	<b>8<sup>th</sup> December 2013</b>
<b>Venue:</b>	<b>Suttie Centre for Teaching &amp; Learning University of Aberdeen</b>
<b>Attendance:</b>	<b>25 Delegates</b>
<b>Aimed at:</b>	<b>Medical Students FY1 FY2</b>
<b>Course fee:</b>	<b>£30 Student £55 Doctor</b>



## Course Programme

0815 - 0830	Registration
0830 - 0845	Introduction to the course & format
0845 - 0910	Pre-course assessment
0910 - 0920	Discussion & answers to pre-course assessment
0920 - 0950	Brachial plexus & arm
0950 - 1010	Shoulder, scapula & rotator cuff
1010 - 1040	Cubital fossa, forearm, flexor retinaculum & hand

**1040 - 1100** Break for Refreshments

1100 - 1120	Scalp & face
1120 - 1145	Neck
1145 - 1155	Thoracic wall
1155 - 1210	Mediastinum, heart, lungs & diaphragm
1210 - 1230	Thoracic wall; vascular anatomy of thorax, thorax, head & neck
1230 - 1245	Diaphragm, back & spinal cord

**1245 - 1320** Lunch

<b>1320 - 1340</b>	<b>Wound healing &amp; sutures</b>
<b>1340 - 1350</b>	<b>Local anaesthetics</b>
<b>1350 - 1415</b>	<b>Transpyloric plane, anterior abdominal wall &amp; inguinal region</b>
<b>1415 - 1440</b>	<b>Abdominal &amp; pelvic anatomy</b>
<b>1440 - 1450</b>	<b>Lumbar &amp; lumbosacral plexus</b>
<b>1450 - 1510</b>	<b>Femoral triangle, thigh, popliteal fossa</b>
<b>1510 - 1540</b>	<b>Lower leg, ankle &amp; foot</b>
<b>1540 - 1610</b>	<b>Theory evaluation</b>
<b>1610 - 1810</b>	<b>Individual viva (along with refreshments &amp; feedback)</b>

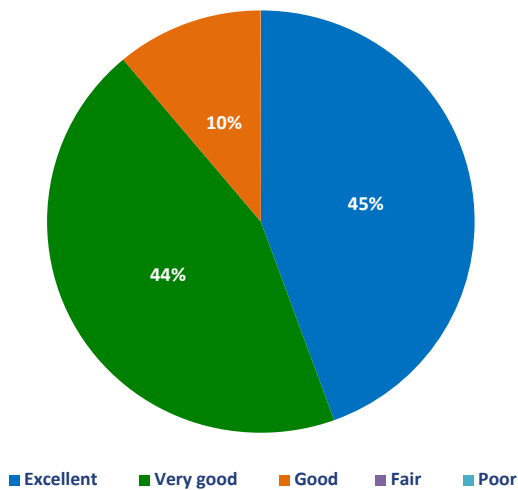
**1900**

**End of Course**

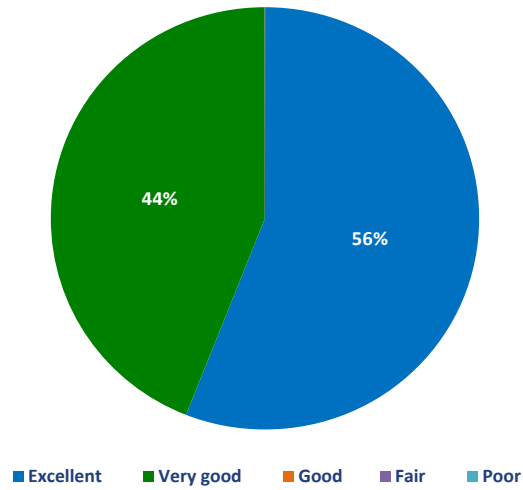
Please note, candidates that have their viva early will finish the course ahead of their colleagues.

# Overall Course Feedback to the Questions

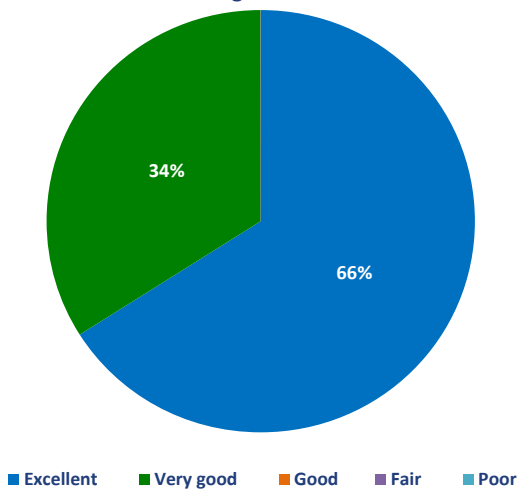
How was the overall content of the course?



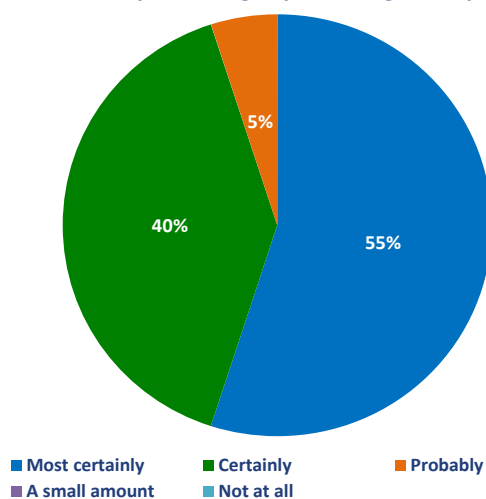
How was the clarity of presentations/demonstrations?



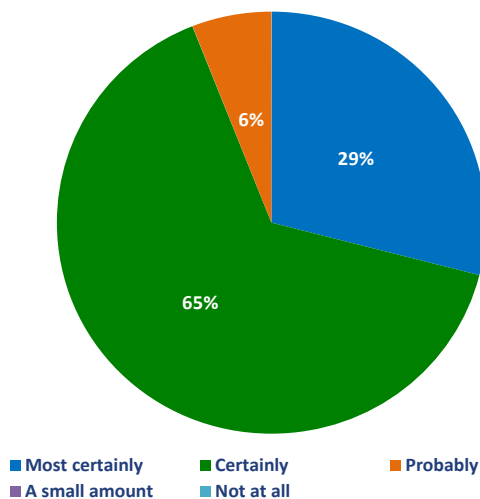
How would you rate the academic standard and knowledge of the lecturer?



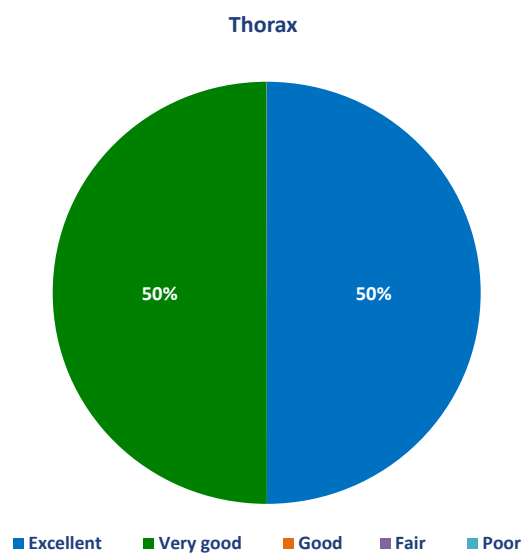
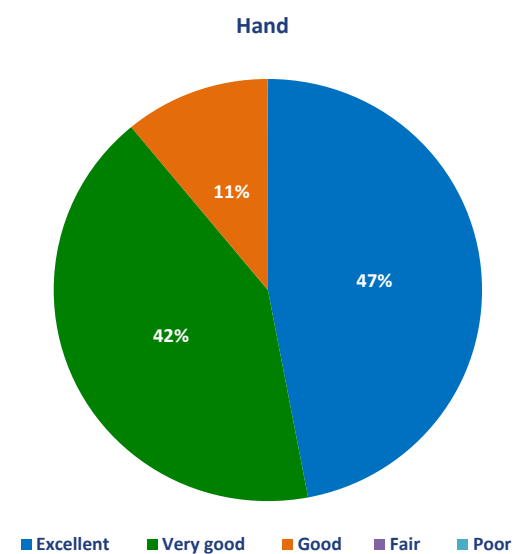
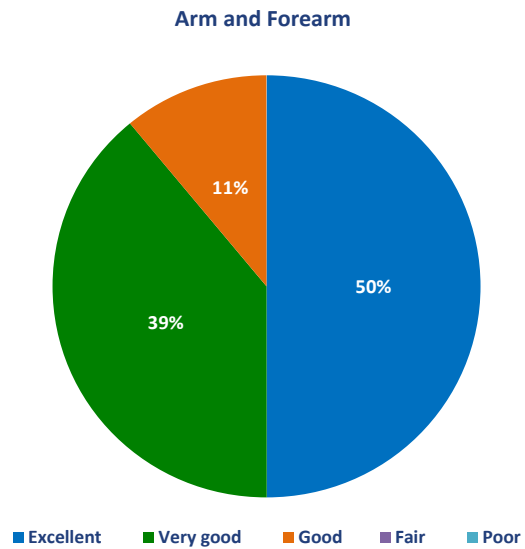
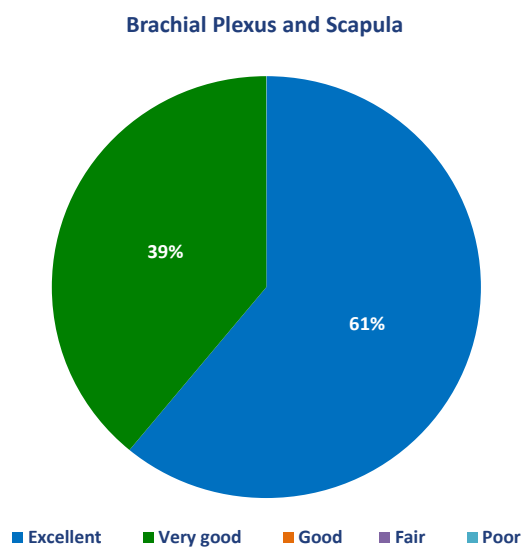
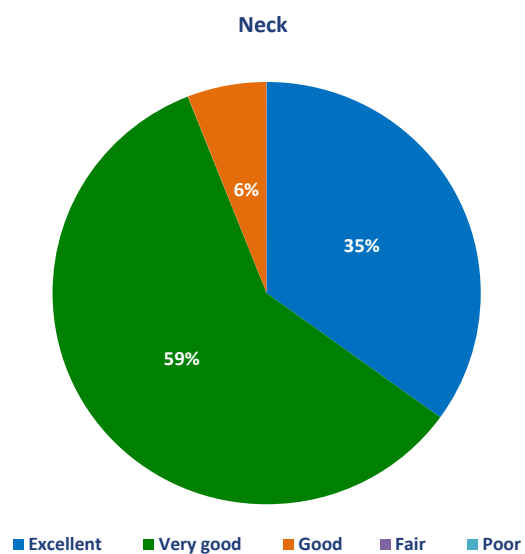
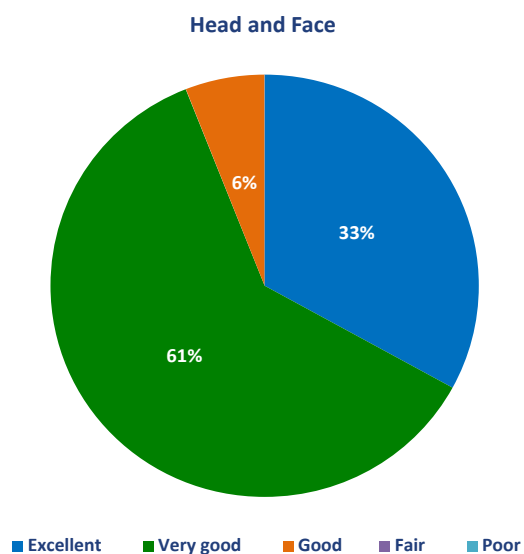
Do you feel that you enhanced your anatomy knowledge by attending the day?



Did the course provide you with an overview of anatomy pertinent to your study/work?

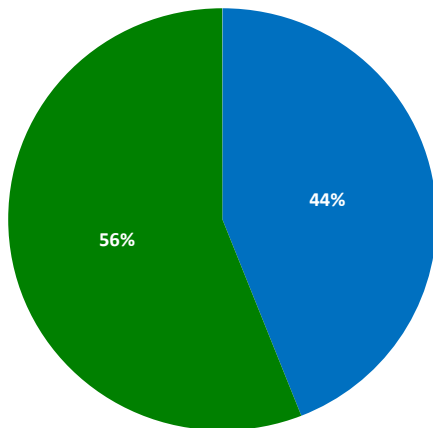


## Overall Teaching Feedback for the Area of:



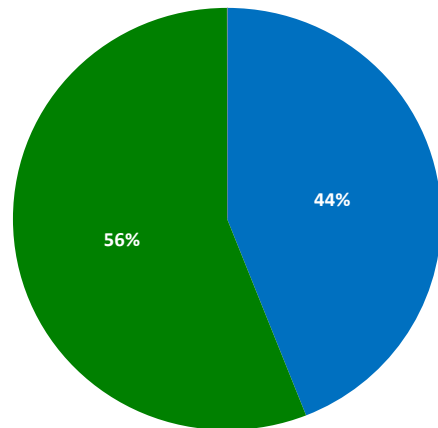
## Overall Teaching Feedback for the Area of:

Abdominal Wall



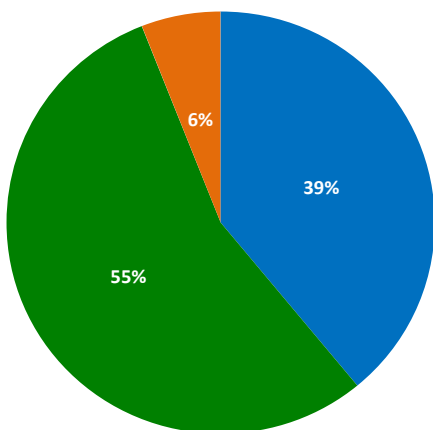
■ Excellent ■ Very good ■ Good ■ Fair ■ Poor

Abdominal Contents and Blood Supply



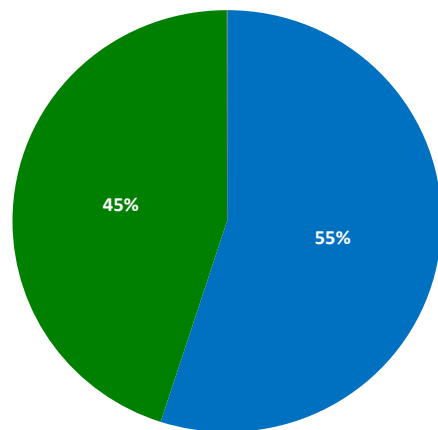
■ Excellent ■ Very good ■ Good ■ Fair ■ Poor

Lumbar Plexus



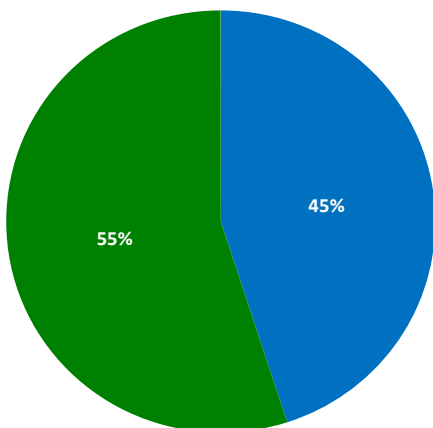
■ Excellent ■ Very good ■ Good ■ Fair ■ Poor

Femoral Region and Thigh



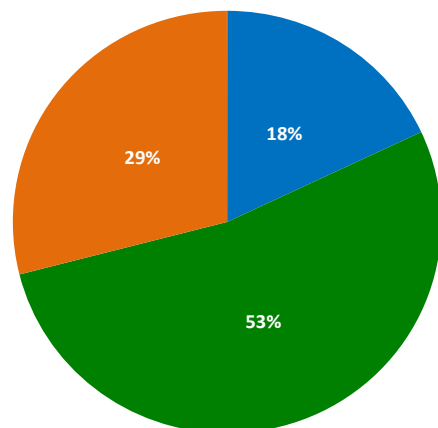
■ Excellent ■ Very good ■ Good ■ Fair ■ Poor

Lower Leg and Foot



■ Excellent ■ Very good ■ Good ■ Fair ■ Poor

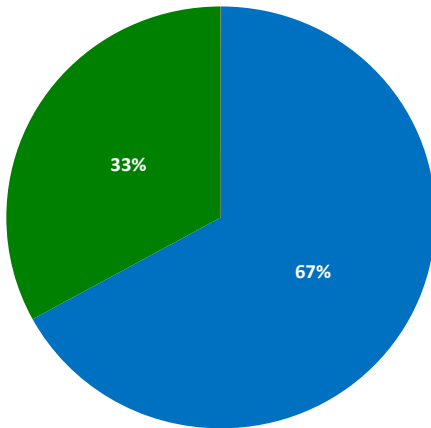
Wound Healing and Local Anaesthesia



■ Excellent ■ Very good ■ Good ■ Fair ■ Poor

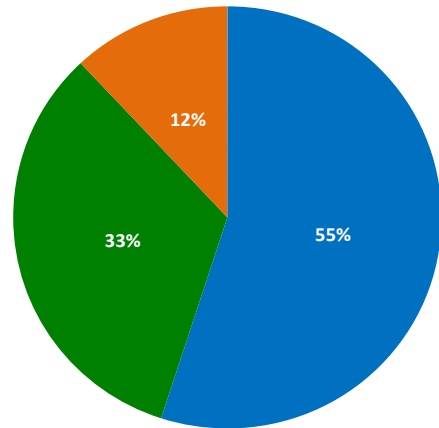
## General:

Would you recommend this course to a friend?



■ Most certainly ■ Certainly ■ Probably ■ Maybe ■ No way

Do you think that this course provided good value for money?



■ Most certainly ■ Certainly ■ Probably ■ Maybe ■ No way





# DOCTORS ACADEMY

BETTER EDUCATION. BETTER HEALTH.

Doctors Academy is an UK-based International Non-Profit Organisation comprising of doctors, dentists and scientists that undertakes a diverse range of educational activities globally. The aim of the Academy is to disseminate information and exchange medical knowledge between professionals from diverse backgrounds working in a variety of healthcare settings. This is achieved by the provision of a number of attendance courses, publishing house, online resources and international events/ competitions.

## Courses (a selection):

### Undergraduate:

- Final Year Medicine and Surgical Revision Courses
- Training the Clinical Anatomy Trainer
- Clinical Anatomy as Applied to Trauma and Emergency Medicine
- Surgical Anatomy of Important Operative Procedures
- Future Surgeons: Key Skills (RCSEd delivered)
- Structured Introduction to Surgical Skills

### Postgraduate:

- MRCS Part A
- MRCEM Part A
- MRCS Part B OSCE
- DOHNS: Intensive Revision & OSCE
- Intercollegiate Basic Surgical Skills (RCSEd delivered)
- MRCP PACES Part 2
- FRCS (General Surgery) Exit Exam
- Cadaveric Ultrasound-Guided Musculoskeletal Intervention Course
- Ultrasound-Assisted Botulinum Toxin Injection for Neuromuscular Disorders
- Live Advanced Laparoscopic Colorectal Course



## Forthcoming key events:

- **International Medical Summer School**  
*Manchester, 1<sup>st</sup> - 5<sup>th</sup> August 2016*
- **International Academic and Research Conference**  
*Manchester, 6<sup>th</sup> August 2016*
- **World University Anatomy Challenge**  
*Manchester, 5<sup>th</sup> August 2016*

## Publications



[publications.doctorsacademy.org](http://publications.doctorsacademy.org)

## World Journal of Medical Education & Research



Peer-reviewed academic journal  
with ISSN.

- No fee to view, read and download articles
- No subscription charges
- No submission fees
- No manuscript processing fee
- No publishing fee
- No cost to read, write or publish!

[wjmer.co.uk](http://wjmer.co.uk)

## Online Revision Resources

DoctorExams consists of 1000s of questions with detailed explanations in MCQ, EMQ, SBA and SAQ formats. Questions are written by the Doctors Academy group of experienced clinicians and clinical academics, with mock exams and feedback on performance included to aid a candidate's focused revision of topics. Based on past exams, these questions are carefully crafted to suit the requirements of undergraduate students & postgraduate trainees undertaking relevant speciality exams.

### Resources for:

- Medical Students
- Dental Students
- International Entrance Exams
- MRCS Exams
- General Surgery Exams
- Plastic Surgery Exams
- DOHNS Exams

[www.doctorexams.co.uk](http://www.doctorexams.co.uk)

# [www.doctorsacademy.org](http://www.doctorsacademy.org)