



**Training The Clinical  
Anatomy Trainer - Level 1**

**Feedback - October 2017**

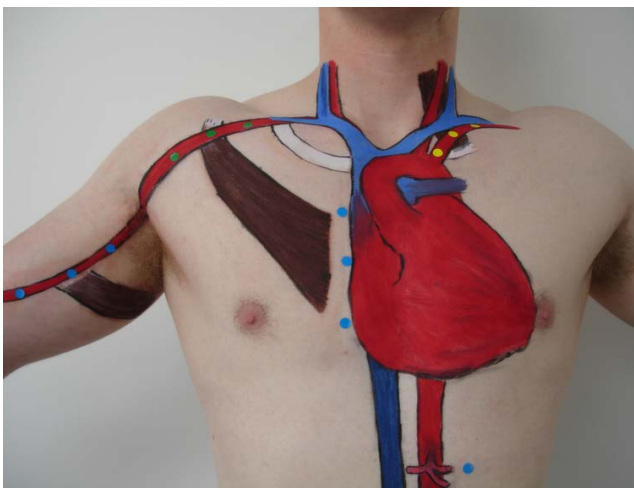
## Training The Clinical Anatomy Trainer - Level 1

The aim of this 'Training the Clinical Anatomy Trainer - Level 1' course, which was taught by surgeons, was to provide delegates with a sound understanding of applied clinical anatomy pertinent to senior medical students and foundation doctors. The course was predominantly delivered through surface anatomy demonstration as applied to trauma, assessment of nerve injuries, surgical incisions, and the anatomy encountered during common operative procedures.

The course used imaginative artwork to identify important surface anatomy landmarks pertinent to surgical procedures and trauma. This was complemented by traditional teaching and interactive focus-group workshops which covered the fundamental principles of local and regional anaesthetics, essential concepts in wound healing, and an overview of sutures and suture materials. In order to successfully complete the course, delegates were required to obtain a mark of 70% in the above areas after being formally assessed in the form of spotters and viva-voce. It is hoped that, on completion of this course, delegates gained sufficient knowledge and understanding to teach their juniors in a formal manner. Furthermore, successful candidates were provided with a teaching certificate to validate this.

### Course Information

<b>Course date:</b>	<b>28<sup>th</sup> October 2017</b>
<b>Venue:</b>	<b>Doctors Academy International Institute for Medical Education, Cardiff</b>
<b>Attendance:</b>	<b>15 Delegates</b>
<b>Aimed at:</b>	<b>Medical Students FY1 FY2</b>
<b>Course fee:</b>	<b>£40 Student £60 Doctor</b>



## Course Programme

0845 - 0900	Registration
0900 - 0910	Introduction to the course and format
0910 - 0930	Pre-course assessment (Formative)
0930 - 1030	Upper limb [Brachial plexus, arm, shoulder, scapula, rotator cuff cubital fossa, forearm]
1030 - 1120	Scalp, head, face and neck

### 1120 - 1140 Break for refreshments

1140 - 1150	Lumbar and lumbosacral plexus
1150 - 1240	Lower limb (Femoral triangle, thigh, popliteal fossa; Lower leg, ankle and foot)
1240 - 1330	Anterior abdominal wall, inguinal region; Large bowel, pelvis and perineum

### 1330 - 1415 Lunch

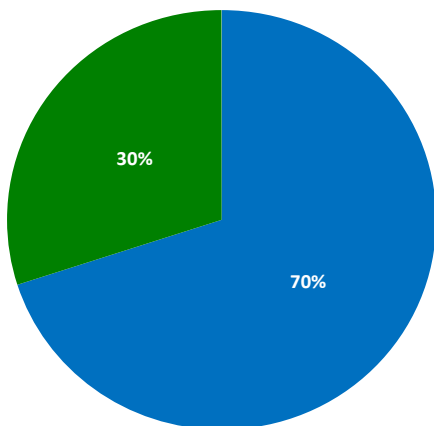
1415 - 1500	Oesophagus, Stomach, GB, Pancreas, Small Intestine
1500 - 1545	Diaphragm; Transpyloric plane; Thoracic wall, mediastinum, heart and lungs
1545 - 1630	Review of all systems and Consolidation

### 1630 - 1645 Break for refreshments

1645 - 1815	Written Assessment and Viva
1815 - 1830	Summary, Feedback and End of Course

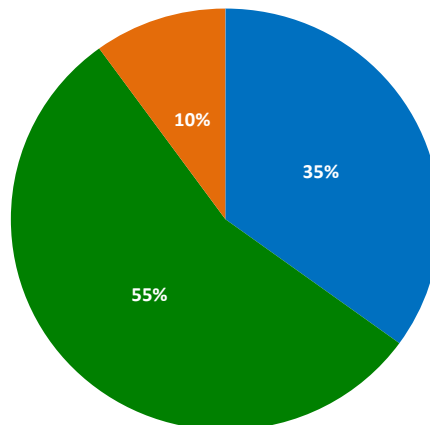
# Overall Course Feedback

How was the overall content of the course?



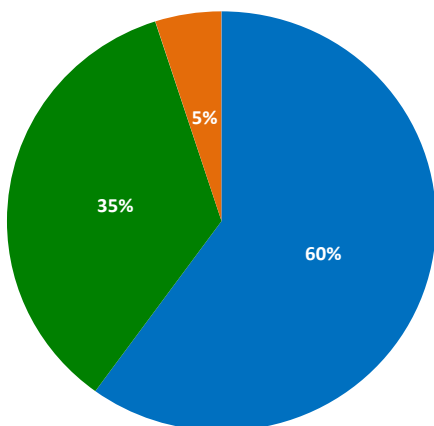
■ Excellent ■ Very good ■ Good ■ Fair ■ Poor

How was the clarity of demonstrations and presentations?



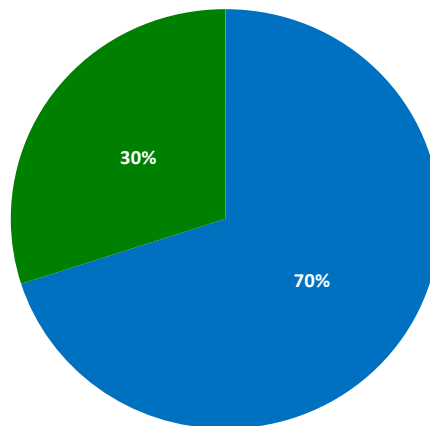
■ Excellent ■ Very good ■ Good ■ Fair ■ Poor

How would you rate the academic standard and knowledge of the lecturer?



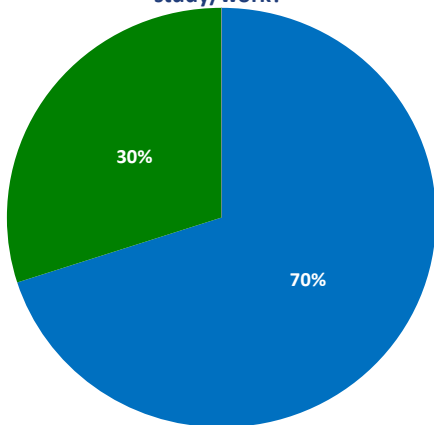
■ Excellent ■ Very good ■ Good ■ Fair ■ Poor

Do you feel that you enhanced your anatomy knowledge by attending the day?



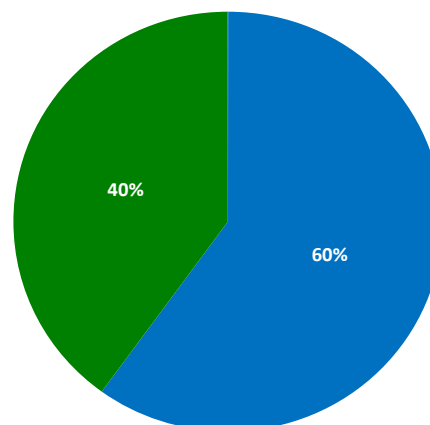
■ Most certainly ■ Certainly ■ Probably

Did the course provide you with an overview of anatomy pertinent to your study/work?



■ Most certainly ■ Certainly ■ Probably

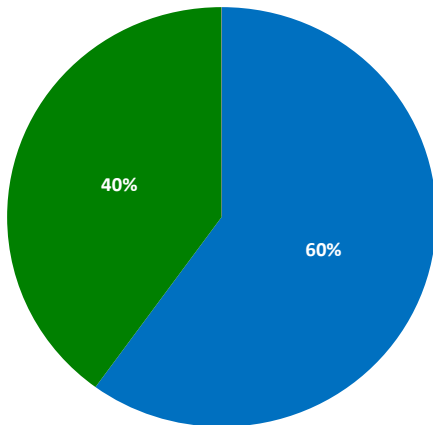
Head and Face



■ Excellent ■ Very good ■ Good ■ Fair ■ Poor

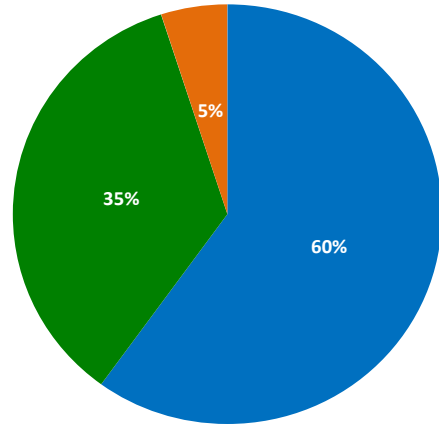
# Overall Course Feedback

Neck



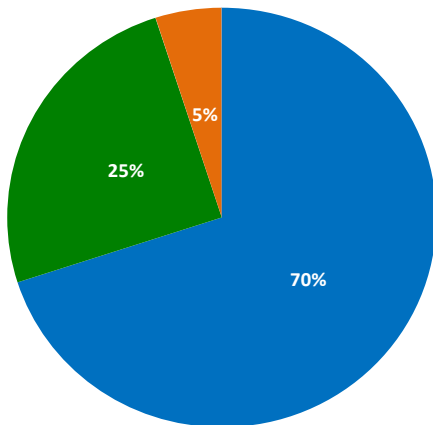
■ Excellent ■ Very good ■ Good ■ Fair ■ Poor

Brachial Plexus and Shoulder



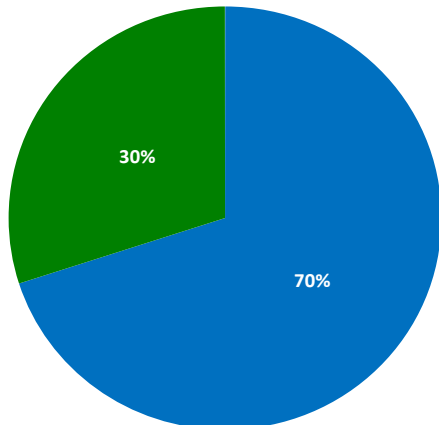
■ Excellent ■ Very good ■ Good ■ Fair ■ Poor

Arm and Forearm



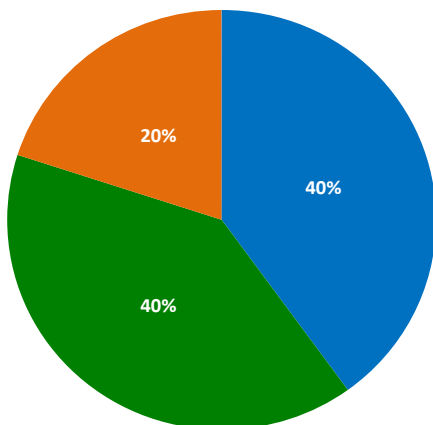
■ Excellent ■ Very good ■ Good ■ Fair ■ Poor

Wrist and Hand



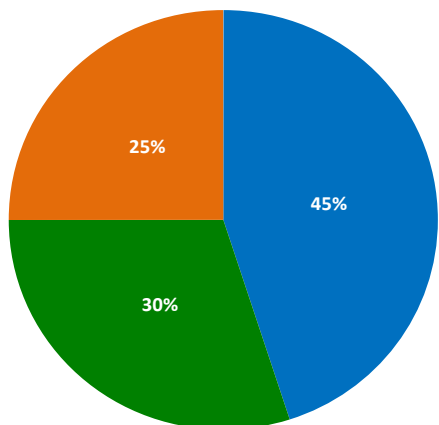
■ Excellent ■ Very good ■ Good ■ Fair ■ Poor

Thorax and Mediastinum



■ Excellent ■ Very good ■ Good ■ Fair ■ Poor

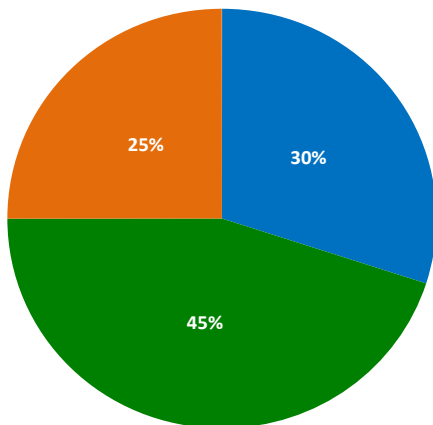
Oesophagus, Liver, GB, Upper GI tract



■ Excellent ■ Very good ■ Good ■ Fair ■ Poor

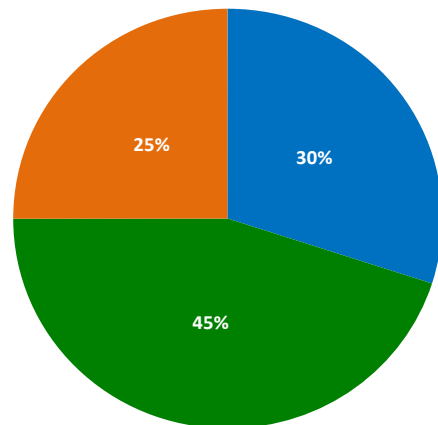
# Overall Course Feedback

Lower GI tract, Pelvis and Perineum



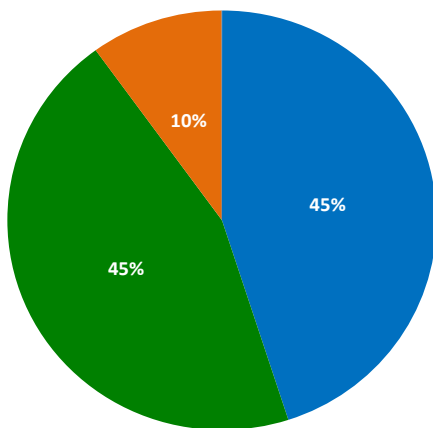
■ Excellent ■ Very good ■ Good ■ Fair ■ Poor

Lumbar plexus



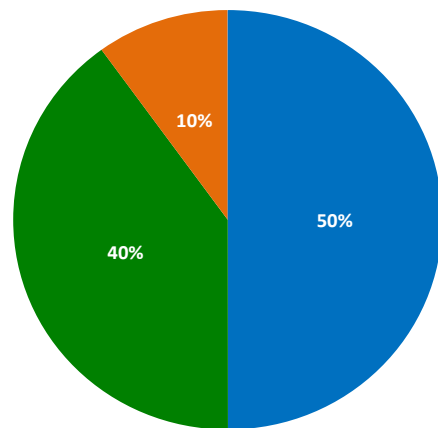
■ Excellent ■ Very good ■ Good ■ Fair ■ Poor

Femoral region and thigh



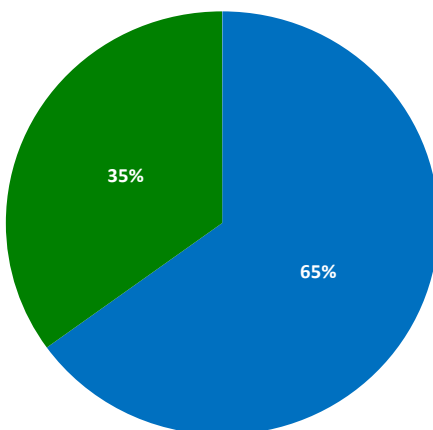
■ Excellent ■ Very good ■ Good ■ Fair ■ Poor

Lower leg and foot



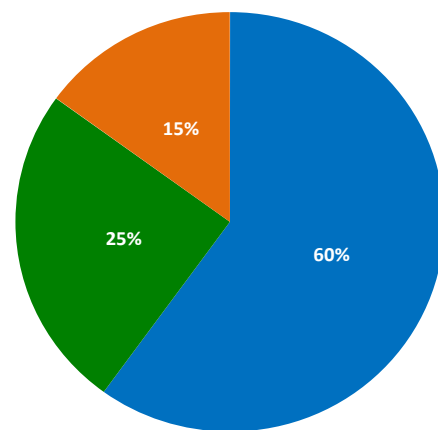
■ Excellent ■ Very good ■ Good ■ Fair ■ Poor

What was your impression of the venue and hospitality?



■ Excellent ■ Very good ■ Good ■ Fair ■ Poor

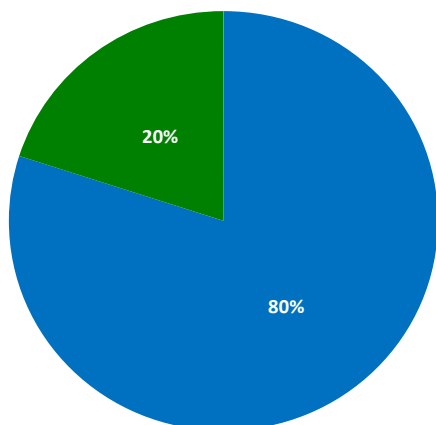
How were the refreshments and lunch?



■ Excellent ■ Very good ■ Good ■ Fair ■ Poor

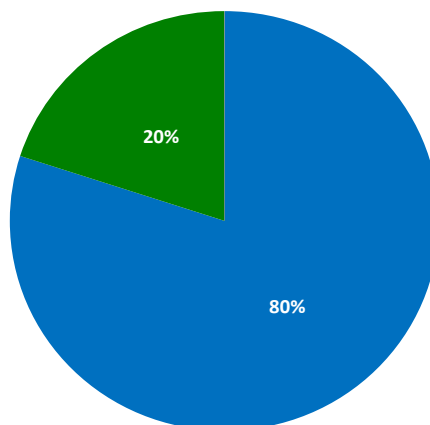
## Overall Course Feedback

Would you recommend this course to a friend?



■ Most certainly ■ Certainly ■ Probably ■ May be ■ No way

Do you think that this course provided good value for money?



■ Most certainly ■ Certainly ■ Probably ■ May be ■ No way

## Individual Comments

Good quality teaching by skilled anatomists and surgeons who taught us both relevant clinical anatomy and academic anatomy.

**AW**  
**Cardiff University**

The location was good and price was good.

**KM**  
**Frimley Park Hospital, Frimley**

Great thanks.

**ZJ**  
**University Hospital of Wales, Cardiff**

Very organised course. Lecturers were very friendly, approachable and knowledgeable. Very good revision of anatomy, relevant to everyday clinical practice.

**RW**  
**Derriford Hospital, Plymouth**

Main Speaker was brilliant.

**NC**  
**Bristol Royal Infirmary, Bristol**

Excellent.

**MA**  
**Royal College of Surgeons in Ireland**

Kind organizers and valuable course for sure.

**MJ**  
**University of Baghdad College of Medicine**

It was very organised and structured. Overall very well presented and informative.

**CB**  
**Cardiff University**

The course was brilliant, fast-paced, but highly relevant revision of anatomy that I had learnt, but forgotten from pre-clinical medicine. I think it was brilliant revision and I would be willing to attend again in the future for exam revision and continue to the further levels of the course.

**HN**  
**University of Nottingham**



## Individual Comments

Really useful course especially for MRCS revision.

**RM**

Great course, and great job managing it all in one day.

**AA**  
*RCSI- Dublin*

Well organised course.

**FA**  
*Stafford Hospital, Stafford*

Great course and very useful.

**MS**  
*Morrison Hospital, Swansea*



# DOCTORS ACADEMY

BETTER EDUCATION. BETTER HEALTH.

Doctors Academy is a UK-based International Non-Profit Organisation comprising of doctors, dentists and scientists that undertakes a diverse range of educational activities globally. The aim of the Academy is to disseminate information and exchange medical knowledge between professionals from diverse backgrounds working in a variety of healthcare settings. This is achieved by the provision of a number of attendance courses, publishing house, online resources and international events/ competitions.

## Courses (a selection):

### Undergraduate:

- Final Year Medicine and Surgical Revision Courses
- Training the Clinical Anatomy Trainer
- Clinical Anatomy as Applied to Trauma and Emergency Medicine
- Surgical Anatomy of Important Operative Procedures
- Future Surgeons: Key Skills (RCSEd delivered)
- Structured Introduction to Surgical Skills

### Postgraduate:

- MRCS Part A
- MRCEM Part A
- MRCS Part B OSCE
- DOHNS: Intensive Revision & OSCE
- Intercollegiate Basic Surgical Skills (RCSEd delivered)
- MRCP PACES Part 2
- FRCS (General Surgery) Exit Exam
- Cadaveric Ultrasound-Guided Musculoskeletal Intervention Course
- Ultrasound-Assisted Botulinum Toxin Injection for Neuromuscular Disorders
- Live Advanced Laparoscopic Colorectal Course



## Forthcoming key events:

- **International Medical Summer School**  
*Manchester, 31<sup>st</sup> July to 4<sup>th</sup> August 2017*
- **International Academic and Research Conference**  
*Manchester, 5<sup>th</sup> August 2017*
- **World University Anatomy Challenge**  
*Manchester, 4<sup>th</sup> August 2017*

## Publications



[publications.doctorsacademy.org](http://publications.doctorsacademy.org)

## World Journal of Medical Education & Research



Peer-reviewed academic journal  
with ISSN.

- No fee to view, read and download articles
- No subscription charges
- No submission fees
- No manuscript processing fee
- No publishing fee
- No cost to read, write or publish!

[wjmer.co.uk](http://wjmer.co.uk)

## Online Revision Resources

DoctorExams consists of 1000s of questions with detailed explanations in MCQ, EMQ, SBA and SAQ formats. Questions are written by the Doctors Academy group of experienced clinicians and clinical academics, with mock exams and feedback on performance included to aid a candidate's focused revision of topics. Based on past exams, these questions are carefully crafted to suit the requirements of undergraduate students & postgraduate trainees undertaking relevant speciality exams.

### Resources for:

- Medical Students
- Dental Students
- International Entrance Exams
- MRCS Exams
- General Surgery Exams
- Plastic Surgery Exams
- DOHNS Exams

[www.doctorexams.co.uk](http://www.doctorexams.co.uk)

# [www.doctorsacademy.org](http://www.doctorsacademy.org)